

NOTES FOR REACTIONS

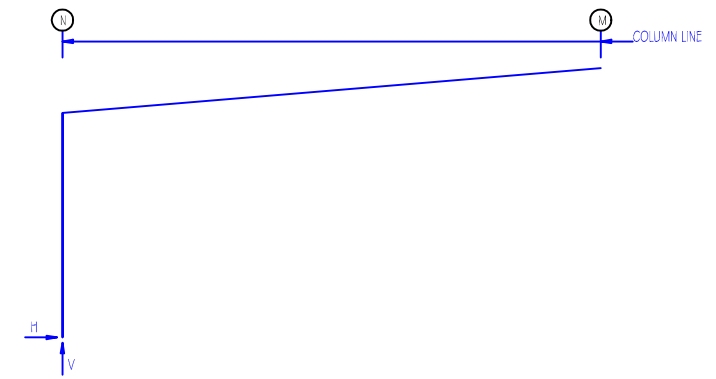
- All loading conditions are examined and only maximum/minimum H or V and the corresponding H or V are reported.
- Positive reactions are as shown in the sketch. Foundation loads are in opposite directions.
- Bracing reactions are in the plane of the brace with the H pointing away from the braced bay. The vertical reaction is downward.
- Building reactions are based on the following building data:

Width (ft)	=	40.0
Length (ft)	=	118.7
End Height (ft)	=	16.7/ 20.0
Roof Slope (rise/2)	=	1.0
Dead Load (psf)	=	2.0
Collateral Load (psf)	=	0.5
Roof Live Load (psf)	=	20.0
Frame Live Load (psf)	=	12.0
Snow Load (psf)	=	3.5
Wind Speed (mph)	=	115.0
Wind Code	=	IBC 15
Exposure	=	C
Closed/Open	=	C
Importance Wind	=	1.00
Importance Seismic	=	1.00
Seismic Zone	=	B
Seismic Coeff (Fa/Sa)	=	0.16

- Loading conditions are:

1	Dead+Collateral+Live
2	Dead+Collateral+Snow+Snow_Drift
3	Dead+0.6Wind_Left2
4	Dead+0.6Wind_Long2L
5	Dead+0.6Wind_Long2R
6	0.6Dead+0.6Wind_Left1
7	0.6Dead+0.6Wind_Left2
8	0.6Dead+0.6Wind_Long1L
9	0.6Dead+0.6Wind_Long1R

FRAME LINES: 18 17 16 15



RIGID FRAME: MAXIMUM REACTIONS, ANCHOR BOLTS, & BASE PLATES

Frm Line	Col Line	Column Reactions(k)						Bolt Qty	Dia	Base Plate(in)			Groat (in)
		Load Id	Hmax H	V Vmax	Load Id	Hmin H	V Vmin			Width	Length	Thick	
18*	N	5	1.4	-2.2	7	-1.6	4	0.750	8.000	11.00	0.500	-4.0	
18*	Frame Lines:	1	0.1	6.5	6	-0.8							
		18* Frame Lines: 18 15											

RIGID FRAME: MAXIMUM REACTIONS, ANCHOR BOLTS, & BASE PLATES

Frm Line	Col Line	Column Reactions(k)						Bolt Qty	Dia	Base Plate(in)			Groat (in)
		Load Id	Hmax H	V Vmax	Load Id	Hmin H	V Vmin			Width	Length	Thick	
17*	N	4	2.7	-5.4	7	-2.7	4	0.750	8.000	11.00	0.500	-4.0	
17*	Frame Lines:	1	0.3	12.1	8	2.6							
		17* Frame Lines: 17 16											

RIGID FRAME: BASIC COLUMN REACTIONS (k)

Frame Line	Column Line	----Dead----		--Collateral--		----Live----		----Snow----		--Snow_Drift--		--Slide_Snow--	
		Horz	Vert	Horz	Vert	Horz	Vert	Horz	Vert	Horz	Vert	Horz	Vert
18*	N	0.0	1.4	0.0	0.2	0.1	5.0	0.0	1.4	0.0	0.4	0.0	0.5
18*	N	--Wind_Left1-		--Wind_Right1-		--Wind_Left2-		--Wind_Right2-		--Wind_Long1-		--Wind_Long2-	
18*	N	-1.4	-10.4	1.9	-6.5	-2.7	-6.5	0.6	-2.7	2.2	-9.3	2.3	-6.0
18*	N	-MIN_SNOW-											
18*	N	0.0	2.1										
17*	N	0.0	2.2	0.0	0.4	0.2	9.5	0.1	2.8	0.0	0.8	0.0	0.9
17*	N	--Wind_Left1-		--Wind_Right1-		--Wind_Left2-		--Wind_Right2-		--Wind_Long1-		--Wind_Long2-	
17*	N	-2.0	-17.1	3.2	-11.3	-4.5	-9.7	0.7	-3.9	4.3	-19.0	4.4	-12.7
17*	N	-Seismic_Long		-MIN_SNOW-									
17*	N	0.0	-0.2	0.1	4.0								
		18* Frame Lines: 18 15											
		17* Frame Lines: 17 16											

ANCHOR BOLT SUMMARY

Qty	Locate	Dia (in)	Type	Proj (in)
16	Frame	3/4"	A307	3.00

BUILDING BRACING REACTIONS

Loc	Wall Line	Col Line	Reactions(k)				Panel Shear (k/ft)		Note
			Wind Horz	Wind Vert	Seismic Horz	Seismic Vert	Wind	Seis	
L_EW		18							(h)
F_SW		M							(f)
R_EW		15							(h)
B_SW	N	17,16	1.7	1.3	0.2	0.2			(b)

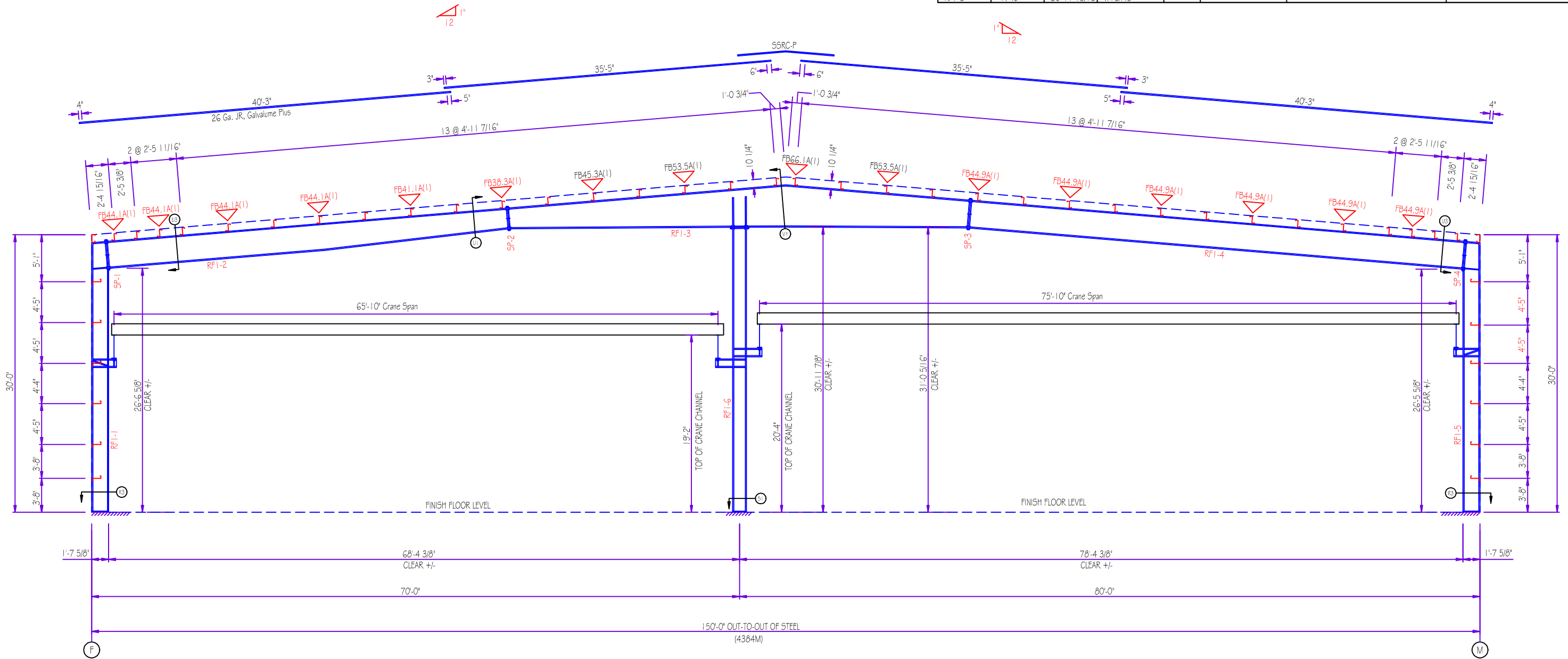
(b) Wind bent in bay, base above finish floor
 (f) Bracing loads are applied to adjacent building
 (h) Rigid frame at endwall

SPlice PLATE # BOLT TABLE										CAP PLATE BOLTS				
Mark	Qty		Int	Type	Dia	Length	Width	Thick	Length	Mark	Qty	Type	Dia	Length
	Top	Bot												
SP-1	4	4	2	A325	0.750	1.75	8"	3/8"	3-3 3/8"	RF1-G	8	A325	0.625	2.00
SP-2	4	4	2	A325	0.750	1.75	6"	3/8"	2-6 3/4"					
SP-3	4	4	2	A325	0.750	1.75	8"	3/8"	3-3 7/8"					
SP-4	4	4	2	A325	0.750	1.75	8"	3/8"	3-4 3/8"					

MEMBER TABLE			Web Depth		Web Plate		Outside Flange W x Thk x Length	Inside Flange W x Thk x Length
Mark	Weight	Length	Start/End	Thick	Length			
RF1-1	1084	29'-1 1/16"	19.0/19.0	0.188	19'-1 1/2"	8 x 1/4" x 29'-0 15/16"	8 x 3/8" x 26'-2 1/2"	
			19.0/19.0	0.188	9'-2 13/16"	8 x 1/4" x 1'-4 5/16"		
RF1-2	1230	43'-8 3/16"	32.0/32.0	0.188	8'-7 7/16"	6 x 1/4" x 41'-8"	6 x 3/8" x 9'-1 7/16"	
			32.0/32.0	0.135	15'-0"	6 x 1/4" x 14'-6"		
			32.0/24.8	0.135	18'-0"	6 x 1/4" x 1'-1 1/16"		
			24.8/24.0	0.135	2'-0"			
			24.0/32.0	0.135	8'-0 5/8"	6 x 1/4" x 19'-6"	6 x 1/4" x 19'-6 1 1/16"	
RF1-3	2226	50'-0 1 1/16"	32.0/48.0	0.188	16'-0"	8 x 1/4" x 10'-7 7/8"	8 x 3/8" x 4'-4 7/8"	
			48.0/54.0	0.250	6'-0"	8 x 1/4" x 20'-0"		
			54.0/44.0	0.250	10'-0"			
			44.0/34.0	0.188	9'-11 3/16"		8 x 3/8" x 23'-9 1/4"	
			33.0/33.0	0.135	5'-1"			
RF1-4	1569	53'-10 1/8"	33.0/33.0	0.135	19'-11 1/2"	6 x 1/4" x 12'-1 3/8"	6 x 1/4" x 2'-10"	
			33.0/33.0	0.135	19'-11 1/2"	6 x 1/4" x 41'-8"	6 x 1/4" x 41'-8"	
			33.0/33.0	0.135	19'-11 1/2"		6 x 3/8" x 9'-3 3/8"	
			33.0/33.0	0.188	8'-9 3/8"			
RF1-5	1098	29'-1 1/16"	19.0/19.0	0.188	9'-2 13/16"	8 x 1/4" x 1'-4 3/16"	8 x 3/8" x 26'-1 1/2"	
RF1-6	1749	30'-11 15/16"	19.0/19.0	0.188	19'-11 1/2"	8 x 1/4" x 29'-0 15/16"		

FLANGE BRACES: Both Sides(U.N.)
 FBxxA(1): xx=length(in)
 A - L2x2x14G

NOTE: ALL FLANGE BRACE TO BE ON ONE SIDE ONLY UNLESS NOTED.



RIGID FRAME ELEVATION: FRAME LINE 14

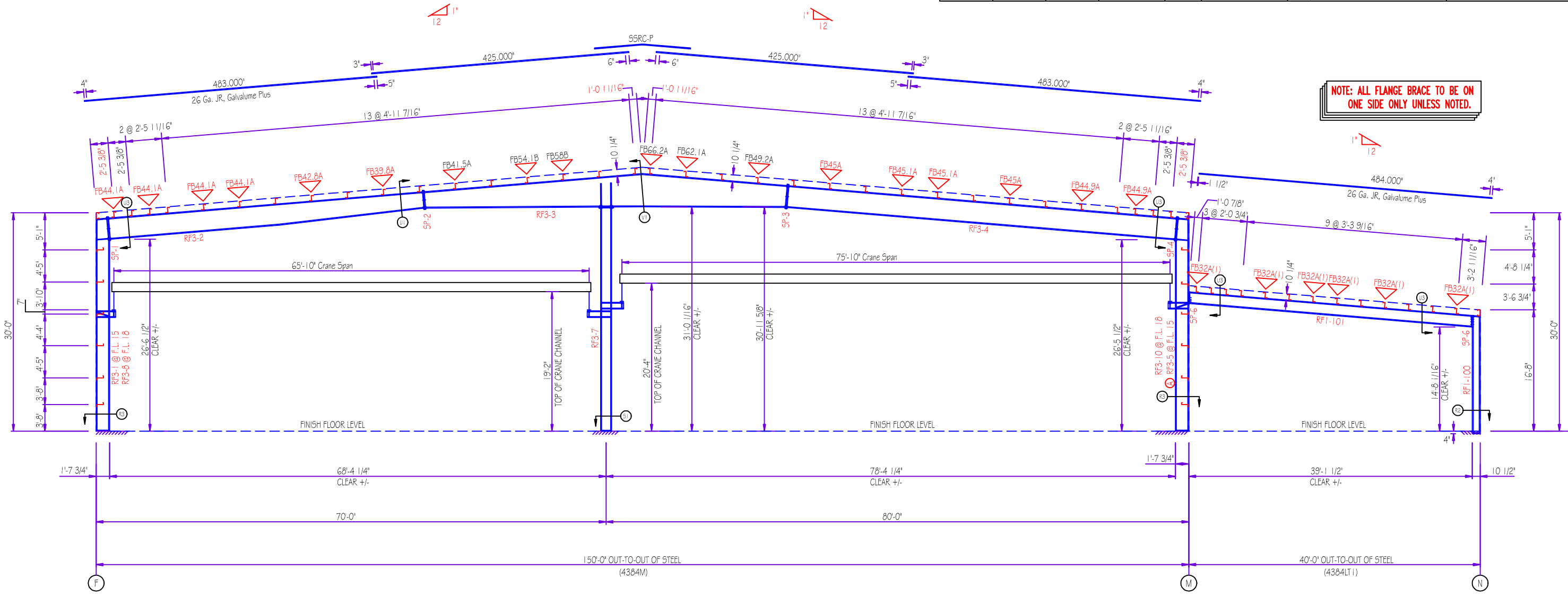
SPlice PLATE # BOLT TABLE										CAP PLATE BOLTS					
Mark	Qty	Top	Bot	Int	Type	Da	Length	Width	Thick	Length	Mark	Qty	Type	Da	Length
SP-1	4	4	2		A325	0.750	2.00	8"	1/2"	3-3 3/8"	RF3-7	8	A325	1.000	2.50
SP-2	4	4	2		A325	0.750	2.00	6"	1/2"	2-6 7/8"					
SP-3	4	4	2		A325	0.750	2.00	8"	1/2"	3-3 7/8"					
SP-4	4	4	2		A325	0.750	2.00	8"	1/2"	3-4 3/8"					
SP-6	4	0	4		A325	0.750	1.75	6"	3/8"	1-3 1/2"					

ALTERNATE MEMBER		
Frame Line	OID	Mark
16	A	RF3-G
17	A	RF3-G

FLANGE BRACES: Both Sides(U.N.)
 FBxAl(x): x=length(in)
 A - L2x2x1/4
 B - F2X2X1/8

NOTE: ALL FLANGE BRACE TO BE ON BOTH SIDES FOR 4384M

Mark	Weight	Length	Web Depth		Web Plate		Outside Flange W x Thk x Length	Inside Flange W x Thk x Length	
			Start/End	Thick	Length	Thick			Length
RF3-1	1228	29'-1 11/16"	19.0/19.0	0.188	6'-2 3/4"	0.188	19'-1 1/2"	8 x 3/8" x 29'-0 11/16"	8 x 3/8" x 26'-2 1/4"
			19.0/19.0	0.188	19'-1 1/2"	0.188	19'-1 1/2"	8 x 3/8" x 1'-4 7/16"	
			19.0/16.0	0.250	2'-11 13/16"	0.250	2'-11 13/16"		
			32.0/32.0	0.188	8'-6 15/16"	0.188	15'-0"	6 x 1/4" x 23'-0 15/16"	6 x 3/8" x 9'-0 15/16"
RF3-2	1481	43'-7 15/16"	32.0/32.0	0.188	15'-0"	0.188	15'-0"	6 x 3/8" x 20'-6"	6 x 1/4" x 14'-6"
			32.0/28.0	0.135	10'-0"	0.135	10'-0"	6 x 1/4" x 20'-0 1/8"	
			28.0/24.0	0.188	10'-0"	0.188	10'-0"		
			24.0/44.0	0.250	19'-1 1/2"	0.250	19'-1 1/2"	6 x 1/4" x 19'-6"	6 x 1/4" x 9'-6 5/16"
RF3-3	2909	50'-0 3/4"	44.0/49.0	0.250	5'-1"	0.250	5'-1"	8 x 3/8" x 10'-7 3/4"	6 x 3/8" x 10'-0 3/8"
			49.0/54.0	0.313	5'-0"	0.313	5'-0"	8 x 3/8" x 10'-6"	8 x 3/8" x 4'-4 3/4"
			54.0/44.0	0.313	10'-0"	0.313	10'-0"	8 x 1/2" x 4'-3 3/16"	8 x 1/2" x 10'-2 1/16"
			44.0/34.0	0.250	9'-11 3/16"	0.250	9'-11 3/16"	8 x 3/8" x 9'-6 5/16"	6 x 1/4" x 14'-6"
RF3-4	1982	53'-9 3/4"	33.0/33.0	0.188	15'-0"	0.188	15'-0"	6 x 1/4" x 4'-6"	6 x 1/4" x 9'-6 5/16"
			33.0/33.0	0.135	10'-0"	0.135	10'-0"	6 x 3/8" x 10'-0"	6 x 3/8" x 11'-0"
			33.0/33.0	0.188	2'-0"	0.188	2'-0"	6 x 1/2" x 11'-0"	6 x 1/4" x 14'-6"
			33.0/33.0	0.188	18'-0"	0.188	18'-0"	6 x 3/8" x 10'-0"	6 x 1/4" x 19'-0"
RF3-5	1252	29'-1 11/16"	15.9/19.0	0.250	3'-0 13/16"	0.250	3'-0 13/16"	6 x 1/4" x 18'-2 3/4"	6 x 3/8" x 9'-2 3/4"
			19.0/19.0	0.188	19'-1 1/2"	0.188	19'-1 1/2"	8 x 3/8" x 1'-4 5/16"	8 x 3/8" x 26'-1 1/8"
			19.0/19.0	0.188	19'-1 1/2"	0.188	19'-1 1/2"	8 x 3/8" x 29'-0 9/16"	
			19.0/19.0	0.188	6'-1 5/8"	0.188	6'-1 5/8"		
RF3-7	1774	30'-11 11/16"	W16x45						
RF1-100	232	16'-1 11/16"	10.0/10.0	0.135	16'-1 13/16"		5 x 1/4" x 16'-0 15/16"	5 x 1/4" x 14'-11 1/8"	
RF1-101	698	39'-3"	14.0/14.0	0.135	19'-11 1/2"		5 x 1/4" x 8'-8 1/4"	5 x 1/4" x 39'-2 1/4"	
			14.0/14.0	0.135	19'-3 15/16"		5 x 3/8" x 21'-0"	5 x 1/4" x 9'-6"	



NOTE: ALL FLANGE BRACE TO BE ON ONE SIDE ONLY UNLESS NOTED.

RIGID FRAME ELEVATION: FRAME LINE 15 18

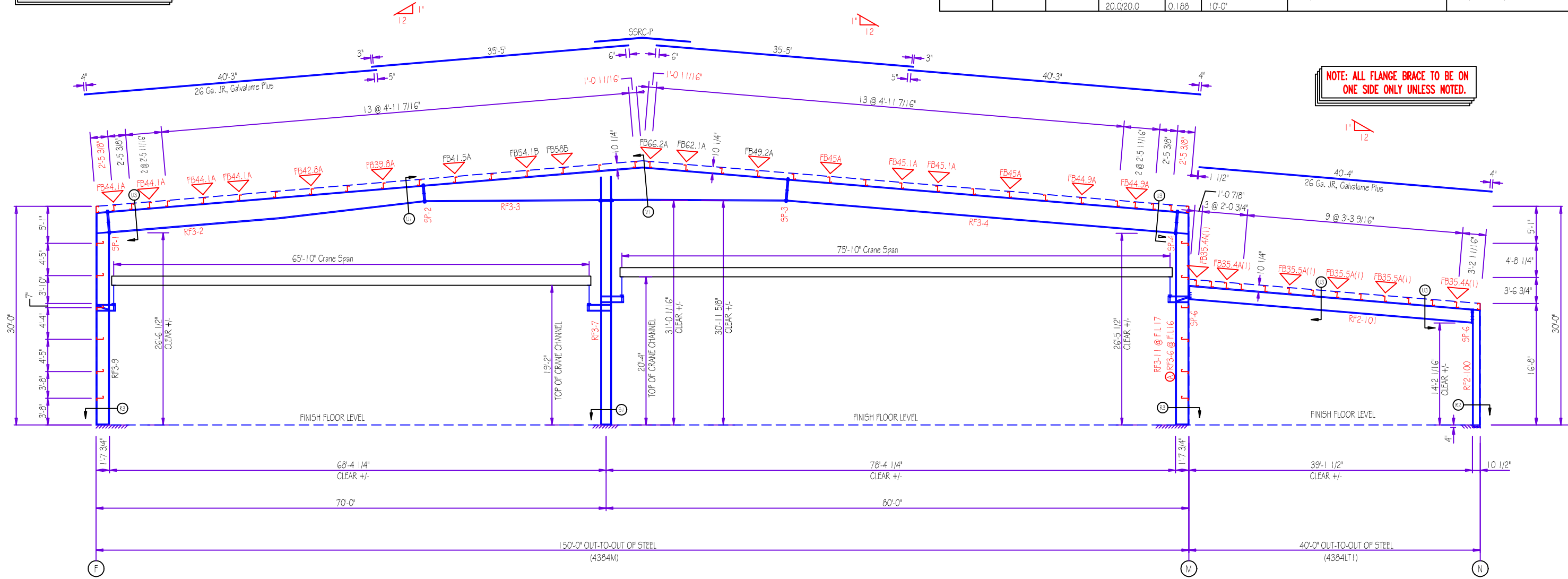
SPlice PLATE # BOLT TABLE										CAP PLATE BOLTS					
Mark	Qty	Top	Bot	Int	Type	Dia	Length	Width	Thick	Length	Mark	Qty	Type	Dia	Length
SP-1	4	4	2		A325	0.750	2.00	8"	1/2"	3'-3 3/8"	RF3-7	8	A325	1.000	2.50
SP-2	4	4	2		A325	0.750	2.00	6"	1/2"	2'-6 7/8"					
SP-3	4	4	2		A325	0.750	2.00	8"	1/2"	3'-3 7/8"					
SP-4	4	4	2		A325	0.750	2.00	8"	1/2"	3'-4 3/8"					
SP-6	4	0	4		A325	0.750	1.75	6"	3/8"	1'-9 5/8"					

ALTERNATE MEMBER		
Frame Line	OID	Mark
16	A	RF3-G
17	A	RF3-G

FLANGE BRACES: Both Sides(U.N.)
 FBxA(1): x=length(in)
 A - L2x2x1/4
 B - F2X2X1/8

NOTE: ALL FLANGE BRACE TO BE ON BOTH SIDES FOR 4384M

MEMBER TABLE			Web Depth		Web Plate		Outside Flange		Inside Flange	
Mark	Weight	Length	Start	End	Thick	Length	W x Thk x Length	W x Thk x Length	W x Thk x Length	W x Thk x Length
RF3-9	1228	29'-1 11/16"	19.0	19.0	0.188	6'-2 3/4"	8 x 3/8" x 29'-0 11/16"	8 x 3/8" x 1'-4 7/16"	8 x 3/8" x 26'-2 1/4"	8 x 3/8" x 26'-2 1/4"
RF3-2	1481	43'-7 15/16"	19.0	16.0	0.250	2'-11 13/16"	6 x 1/4" x 23'-0 15/16"	6 x 3/8" x 20'-6"	6 x 3/8" x 9'-0 15/16"	6 x 1/4" x 14'-0"
RF3-3	2909	50'-0 3/4"	32.0	32.0	0.188	15'-0"	6 x 1/4" x 19'-6"	6 x 3/8" x 10'-7 3/4"	6 x 3/8" x 4'-4 3/4"	6 x 1/2" x 10'-2 1/16"
RF3-4	1982	53'-9 3/4"	32.0	28.0	0.188	10'-0"	6 x 1/4" x 4'-6"	6 x 3/8" x 10'-0"	6 x 3/8" x 11'-0"	6 x 1/4" x 14'-6"
RF3-5	1252	29'-1 11/16"	32.0	28.0	0.188	10'-0"	6 x 1/4" x 4'-6"	6 x 3/8" x 10'-0"	6 x 3/8" x 11'-0"	6 x 1/4" x 14'-6"
RF3-7	1774	30'-11 11/16"	32.0	28.0	0.188	10'-0"	6 x 1/4" x 4'-6"	6 x 3/8" x 10'-0"	6 x 3/8" x 11'-0"	6 x 1/4" x 14'-6"
RF2-100	234	16'-1 11/16"	10.0	10.0	0.135	16'-1 13/16"	5 x 1/4" x 16'-0 15/16"	5 x 1/4" x 10 1/4"	5 x 3/8" x 8'-8 1/4"	5 x 3/8" x 21'-0"
RF2-101	927	39'-3"	20.0	20.0	0.188	9'-3 15/16"	5 x 1/4" x 8'-9 15/16"	5 x 3/8" x 21'-0"	5 x 3/8" x 21'-0"	5 x 1/4" x 9'-4 5/16"



NOTE: ALL FLANGE BRACE TO BE ON ONE SIDE ONLY UNLESS NOTED.

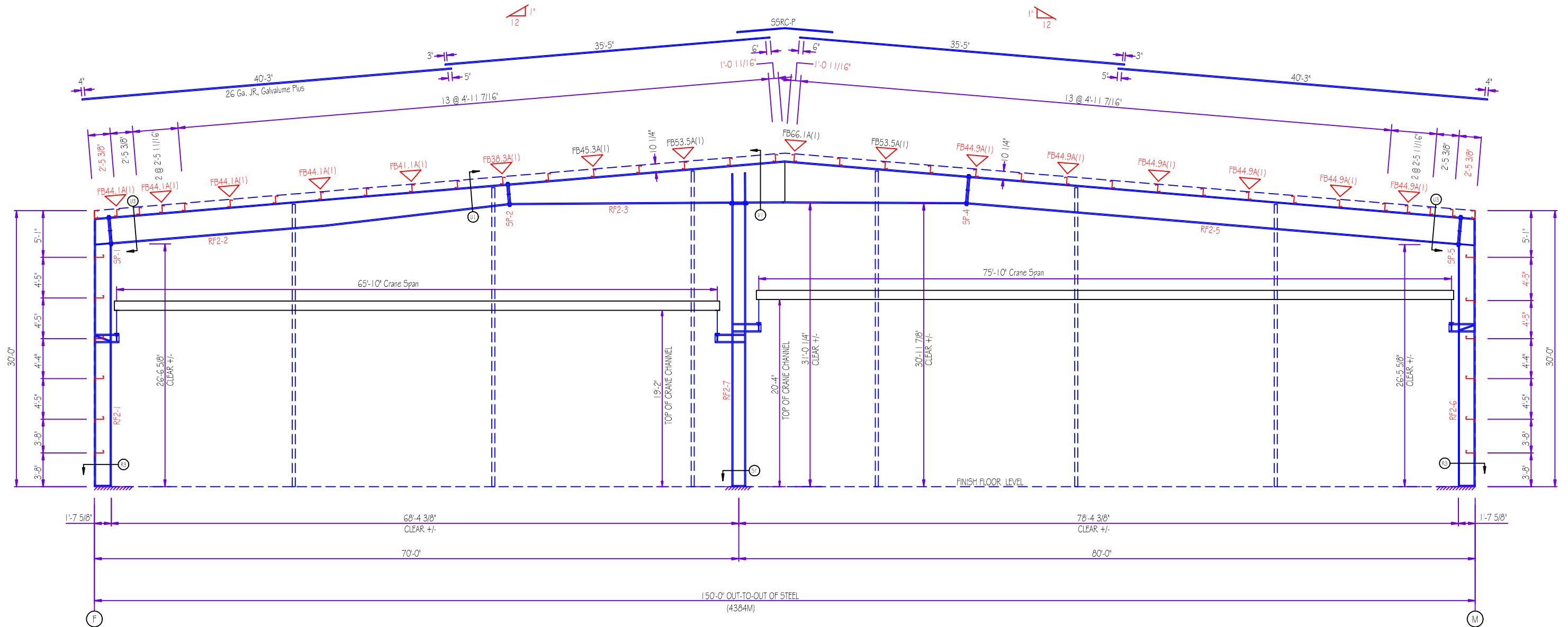
RIGID FRAME ELEVATION: FRAME LINE 16 17

SPICE PLATE # BOLT TABLE										CAP PLATE BOLTS					
Mark	Qty	Top	Bot	Int	Type	Da	Length	Width	Thck	Length	Mark	Qty	Type	Da	Length
SP-1	4	4	2		A325	0.750	1.75	8"	3/8"	3'-3 3/8"	RF2-7	8	A325	0.625	2.00
SP-2	4	4	2		A325	0.750	1.75	6"	3/8"	2'-6 3/4"					
SP-4	4	4	2		A325	0.750	1.75	8"	3/8"	3'-3 7/8"					
SP-5	4	4	2		A325	0.750	1.75	8"	3/8"	3'-4 3/8"					

Mark	Weight	Length	Web Depth		Web Plate		Outside Flange W x Thk x Length	Inside Flange W x Thk x Length
			Start/End	Thick	Length	Thick		
RF2-1	1097	29'-1 11/16"	19.0/19.0	0.188	19'-11 1/2"	0.188	8 x 1/4" x 29'-0 15/16"	8 x 3/8" x 26'-2 1/2"
RF2-2	1230	43'-8 3/16"	19.0/19.0	0.188	9'-2 13/16"	0.188	8 x 1/4" x 1'-4 5/16"	6 x 3/8" x 9'-1 7/16"
			32.0/32.0	0.135	8'-7 7/16"	0.135	6 x 1/4" x 4'-1'-8"	6 x 1/4" x 14'-6"
			32.0/24.8	0.135	18'-0"	0.135	6 x 1/4" x 20'-0 1/8"	6 x 1/4" x 20'-0 1/8"
			24.8/24.0	0.135	2'-0"	0.135		
RF2-3	2226	50'-0 15/16"	24.0/32.0	0.135	8'-0 5/8"	0.188	6 x 1/4" x 19'-6"	6 x 1/4" x 19'-6 11/16"
			32.0/48.0	0.188	16'-0"	0.188	8 x 1/4" x 10'-7 7/8"	8 x 3/8" x 4'-4 7/8"
			48.0/54.0	0.250	6'-0"	0.250	8 x 1/4" x 20'-0 3/8"	8 x 3/8" x 23'-9 5/8"
			54.0/44.0	0.250	10'-0"	0.250		
			44.0/34.0	0.188	9'-11 9/16"	0.188		
RF2-5	1568	53'-9 3/4"	33.0/33.0	0.135	5'-1"	0.135	6 x 1/4" x 12'-1"	6 x 1/4" x 2'-10"
			33.0/33.0	0.135	19'-11 1/2"	0.135	6 x 1/4" x 4'-1'-8"	6 x 1/4" x 9'-3"
			33.0/33.0	0.135	19'-11 1/2"	0.135		
			33.0/33.0	0.188	8'-9"	0.188		
RF2-6	1111	29'-1 11/16"	19.0/19.0	0.188	9'-2 13/16"	0.188	8 x 1/4" x 1'-4 3/16"	8 x 3/8" x 26'-1 1/2"
RF2-7	1749	30'-11 15/16"	19.0/19.0	0.188	19'-11 1/2"	0.188	8 x 1/4" x 29'-0 15/16"	

FLANGE BRACES: Both Sides(U.N.)
 FBxxA(1): x=length(n)
 A - L2x2x14G

NOTE: ALL FLANGE BRACE TO BE ON ONE SIDE ONLY UNLESS NOTED.



RIGID FRAME ELEVATION: FRAME LINE 19

F 150'-0" OUT-TO-OUT OF STEEL M

1" / 12

1" / 12

30'-0"

OPEN FOR CONSTRUCTION BUILDING

ENDWALL FRAMING: FRAME LINE 1.4

F M

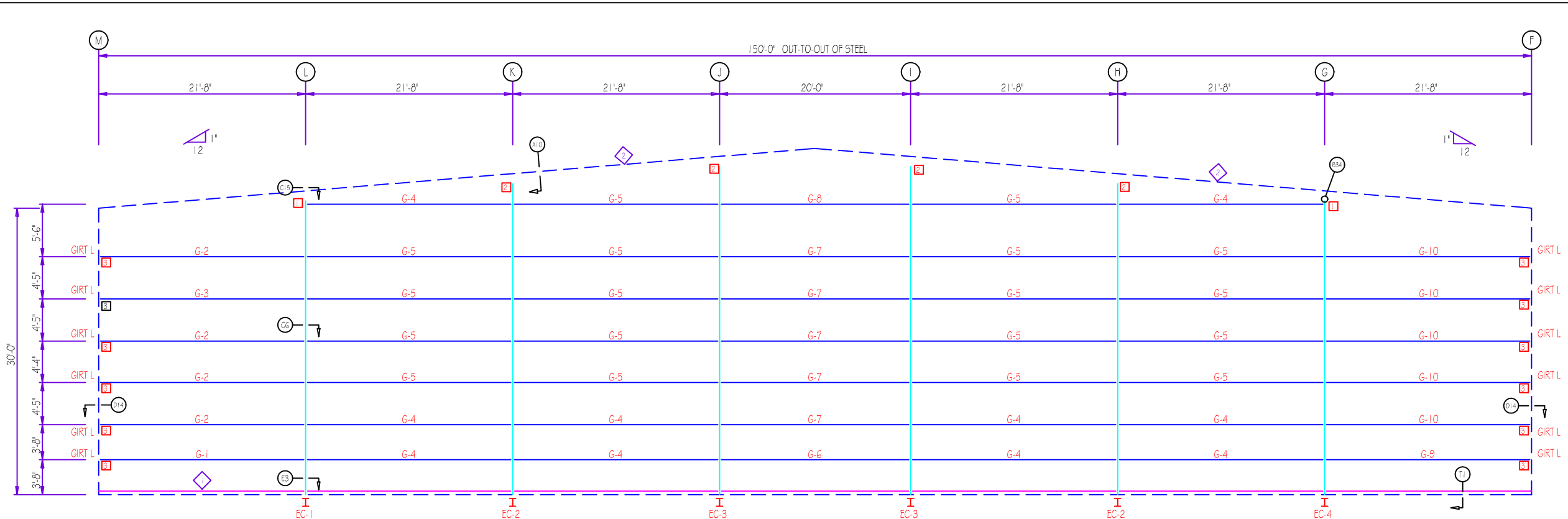
1" / 12

1" / 12

OPEN FOR CONSTRUCTION BUILDING

ENDWALL SHEETING & TRIM: FRAME LINE 1.4

ANGLE TABLE		
FRAME LINE 1.4		
MARK	MARK	LENGTH
1	Rake L	20'-0"



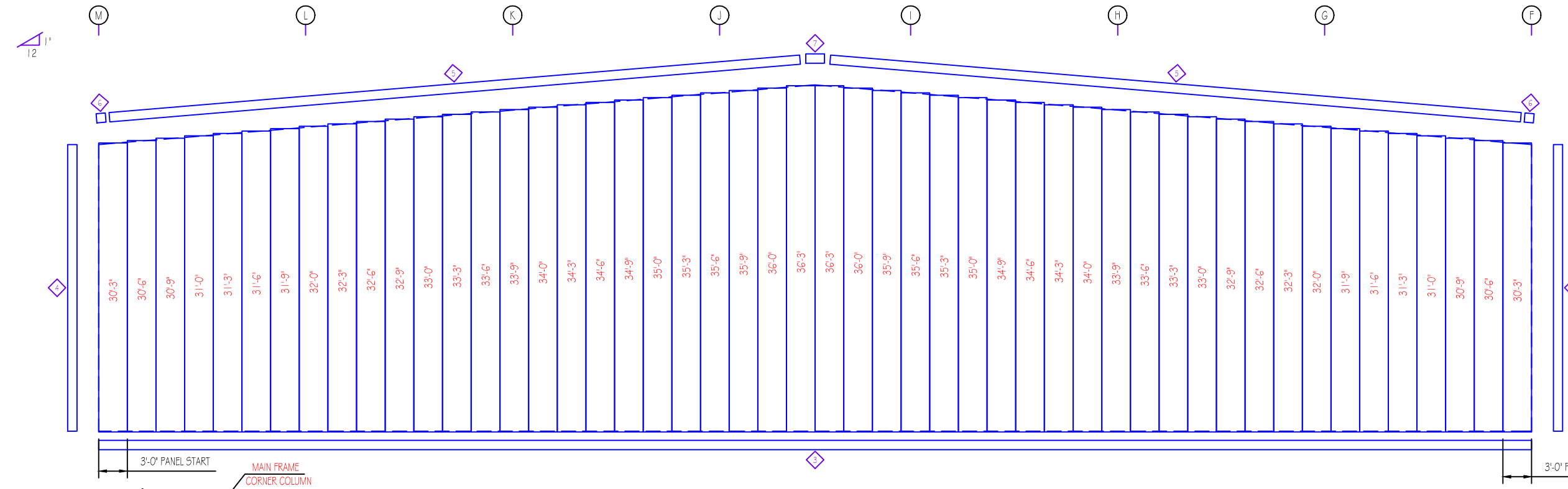
ENDWALL FRAMING: FRAME LINE 19

TRIM TABLE FRAME LINE 19			
ID	MARK	LENGTH	DETAIL
3	TB-101	21'-0"	TRIM 74
4	TC-101	15'-1 1/2"	TRIM 323
5	FL-16	21'-0"	TRIM 229
6	FL16A	6"	TRIM 352
7	FL16B	3'-0"	TRIM 988

MEMBER TABLE FRAME LINE 19		
MARK	PART	LENGTH
EC-1	W10X19	30'-9 3/8"
EC-2	W10X22	32'-7 1/16"
EC-3	W10X22	34'-4 1/16"
EC-4	W10X19	30'-9 3/8"
G-1	8X25Z14	21'-3 3/4"
G-2	8X25Z12	21'-3 3/4"
G-3	8X25Z12	21'-3 3/4"
G-4	8X25Z14	21'-0"
G-5	8X25Z12	21'-0"
G-6	8X25Z16	19'-4"
G-7	8X25Z14	19'-4"
G-8	8X25Z12	19'-4"
G-9	8X25Z14	21'-3 3/4"
G-10	8X25Z12	21'-3 3/4"

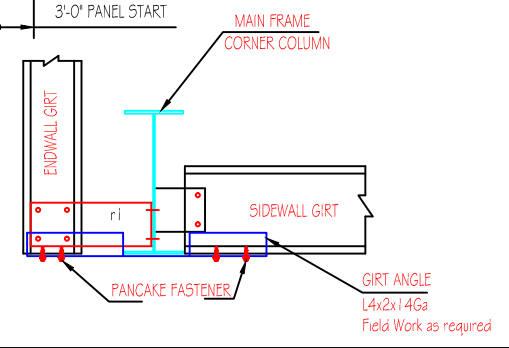
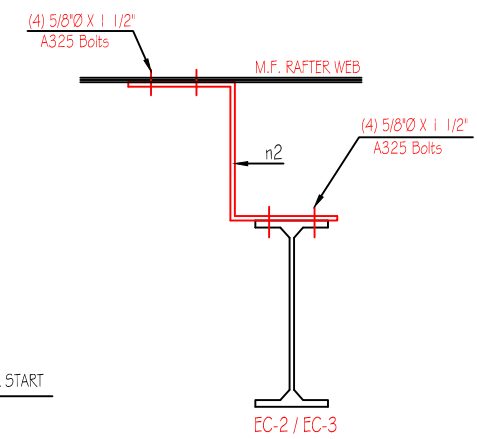
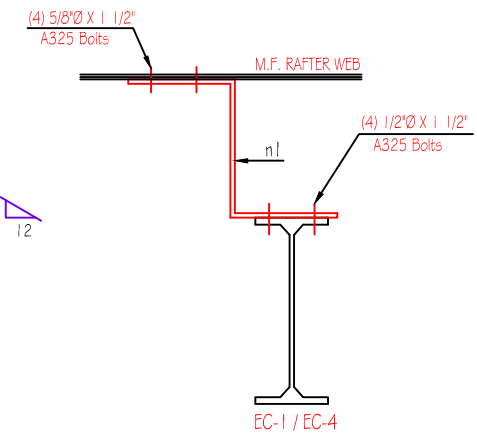
ANGLE TABLE FRAME LINE 19		
ID	MARK	LENGTH
1	Base L	20'-0"
2	Rake L	20'-0"

CONNECTION PLATES FRAME LINE 19	
ID	MARK/PART
1	n1
2	n2
3	r1



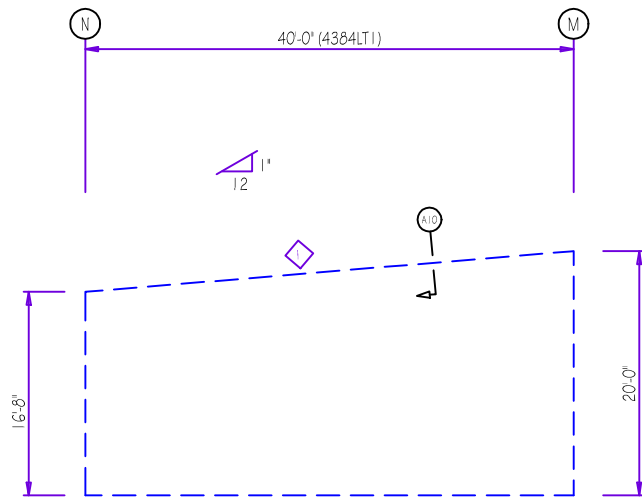
ENDWALL SHEETING & TRIM: FRAME LINE 19

PANELS: 26 Ga. JR - Charcoal Gray

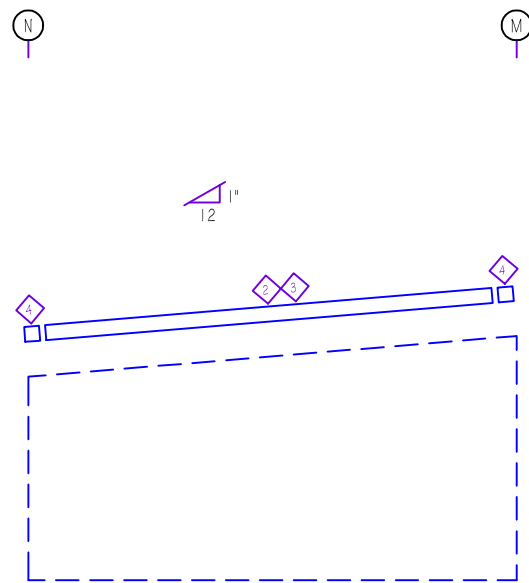


TRIM TABLE FRAME LINE 18			
ID	PART	LENGTH	DETAIL
2	5FT2	21'-0"	TRIM 401
3	FL-1G	21'-0"	TRIM 229
4	FL-1GA	6"	TRIM 352

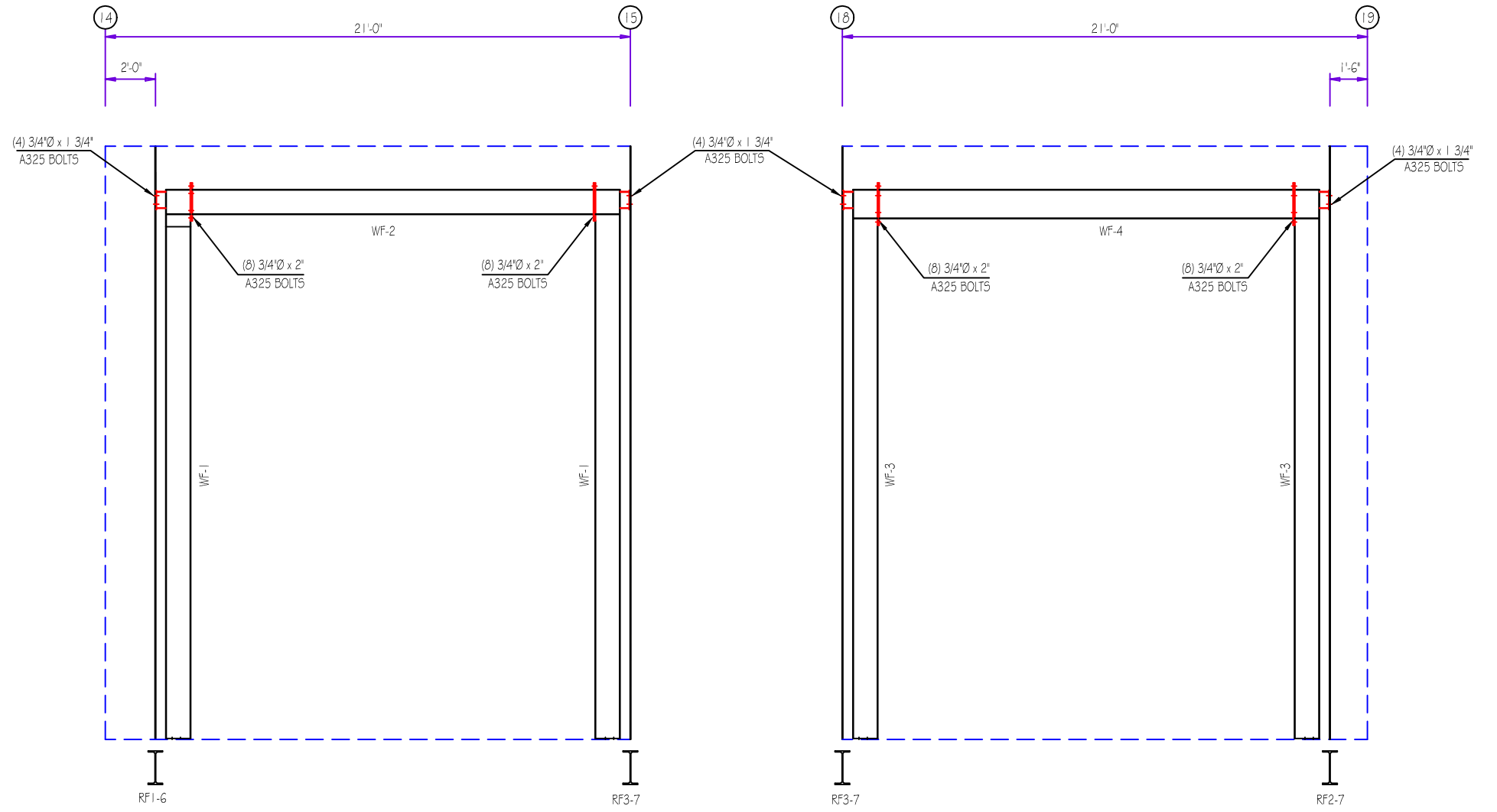
ANGLE TABLE FRAME LINE 18		
ID	MARK	LENGTH
1	Rake L	20'-0"



ENDWALL FRAMING: FRAME LINE 18



ENDWALL SHEETING & TRIM: FRAME LINE 18

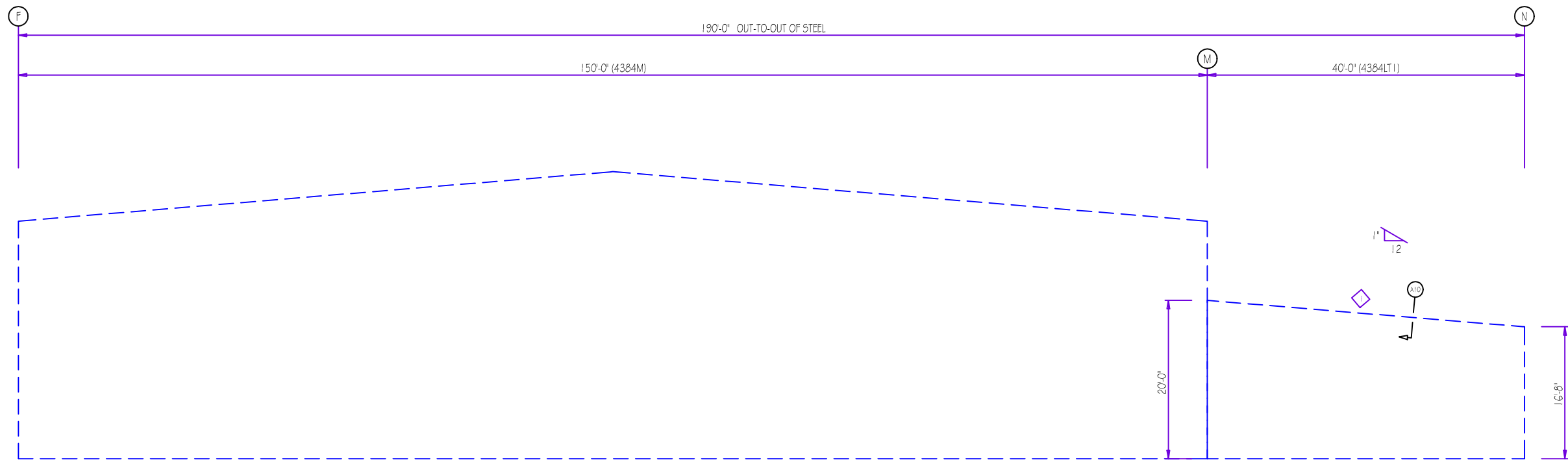


INT. COLUMN PORTAL FRAME


INT. COLUMN PORTAL FRAME

TRIM TABLE FRAME LINE 15			
ID	MARK	LENGTH	DETAIL
2	SPT2	21'-0"	TRIM_401
3	FL-16	21'-0"	TRIM_229
4	FL16A	6"	TRIM_352

ANGLE TABLE FRAME LINE 15		
ID	MARK	LENGTH
1	Rake L	20'-0"

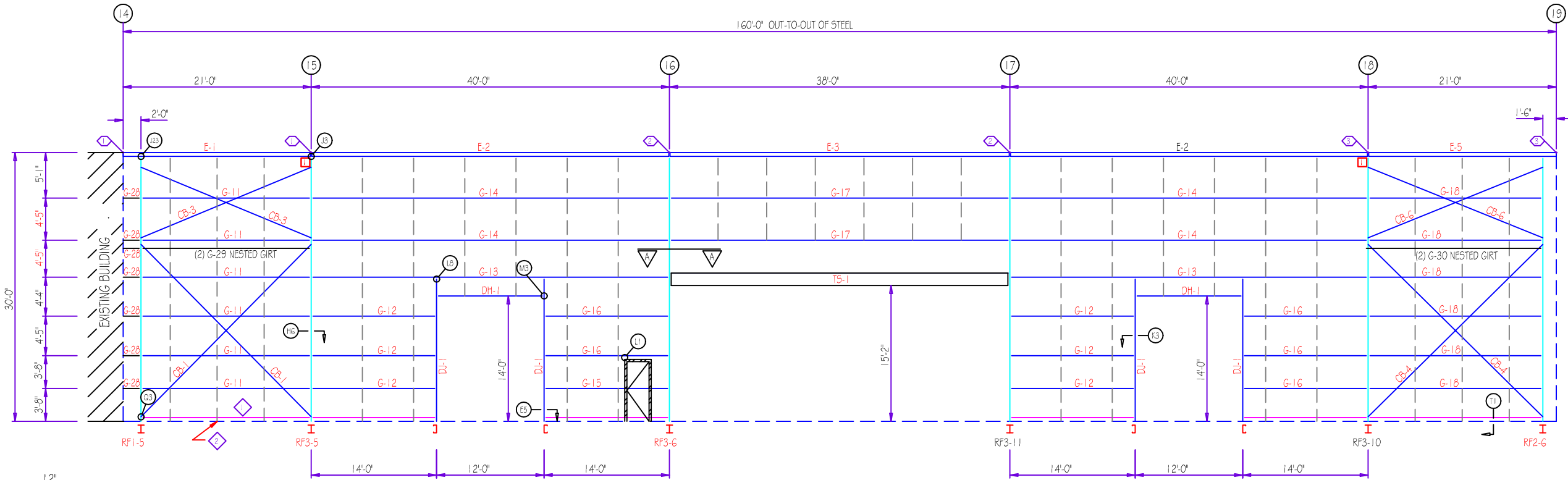


ENDWALL FRAMING: FRAME LINE 15



ENDWALL SHEETING & TRIM: FRAME LINE 15

DOWNSPOUT LOCATIONS

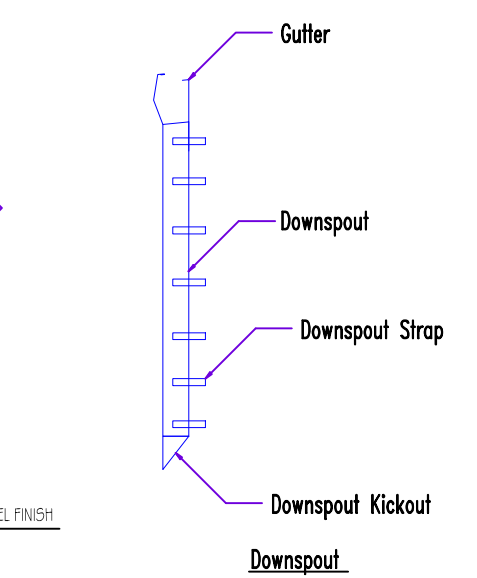


TRIM TABLE FRAME LINE M			
ID	PART	LENGTH	DETAIL
3	TB-101	21'-0"	TRIM_74
6	TC-101	15'-1 1/2"	TRIM_323
7	FL-18D	20'-6 1/2"	TRIM_360
8	GC-101	20'-6 1/2"	TRIM_316
9	GS-121	9'	TRIM_995
10	FL18A-L	6'	TRIM_351
11	FL18A-R	6'	TRIM_350
12	FL18A-R	6'	TRIM_351
13	MT-116B	14'-4"	TRIM_242
14	TF-102	14'-6"	TRIM_239
15	MT-116B	12'-4"	TRIM_235
16	TF-100	12'-6"	TRIM_232
17	TF-102	7'-6"	TRIM_239
18	TF-100	3'-6"	TRIM_232
19	MT-116B	15'-6"	TRIM_242
20	TF-102	15'-8"	TRIM_239
21	MT-116B	19'-4"	TRIM_235
22	TF-100	19'-4 1/2"	TRIM_232
23	TF-100	21'-0"	TRIM_309
24	TF-102	20'-0"	

SPECIAL BOLTS					
ID	QUAN	TYPE	DIA	LENGTH	WASH
1	4	A325	1/2"	1 1/4"	2
2	2	A307	1/2"	1 1/4"	2
3	4	A307	1/2"	1 1/4"	0

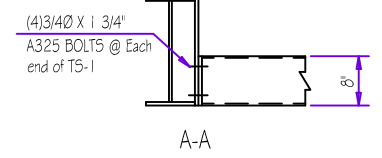
MEMBER TABLE FRAME LINE M		
MARK	PART	LENGTH
DJ-1	12X35C14	16'-1"
DH-1	12X35C14	12'-0"
TS-1	10 X 8 X 1/4" TUBE	37'-3 1/4"
E-1	E105341L	20'-11 1/2"
E-2	E105341L	39'-11 1/2"
E-3	E105341L	37'-11 1/2"
E-5	E105341L	20'-11 1/2"
G-11	12X25Z14	18'-3 1/2"
G-12	12X25Z14	13'-3 1/2"
G-13	C12x20.7	39'-3 1/2"
G-14	12X35Z12	39'-3 1/2"
G-15	12X25Z14	13'-3 1/2"
G-16	12X25Z14	13'-3 1/2"
G-17	12X25Z12	37'-3 1/2"
G-18	12X25Z14	18'-9 1/2"
G-29	12X25Z14	18'-3 1/2"
G-30	12X25Z14	18'-9 1/2"
CB-1	1.00_ROD	27'-5"
CB-3	0.75_ROD	21'-0 3/4"
CB-4	1.00_ROD	27'-8"
CB-6	0.75_ROD	21'-6 1/4"

CONNECTION PLATES FRAME LINE M		
ID	MARK/PART	LENGTH
1	AA301	20'-0"
2	PS-104	104'-0"

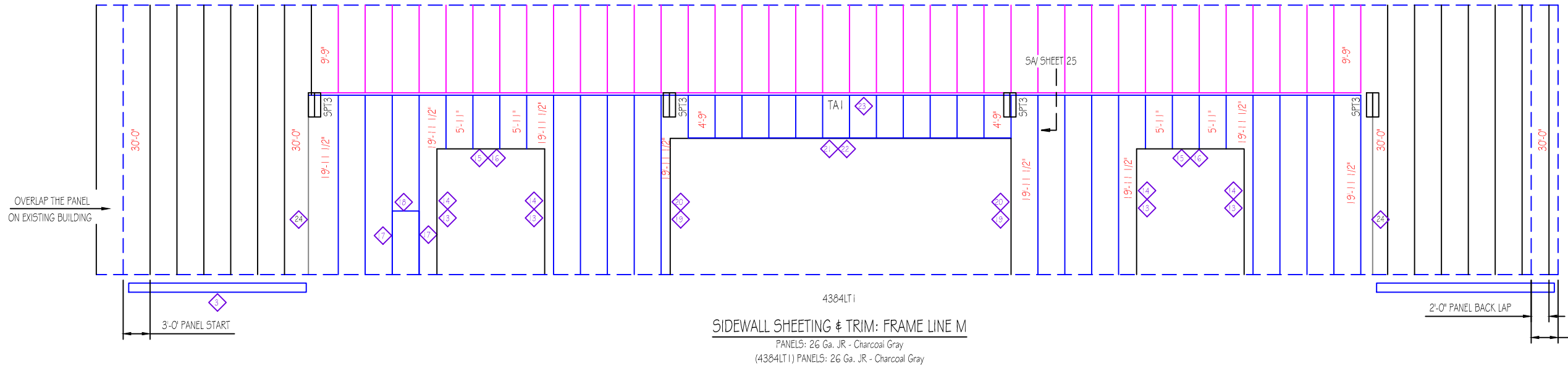


NOTE : G-29 & G-30
NEST A SAME Z TO THIS GIRT
#12 SCREWS @ 12" O.C.
STAGGERED @ TOP & BOTTOM

SIDEWALL FRAMING: FRAME LINE M

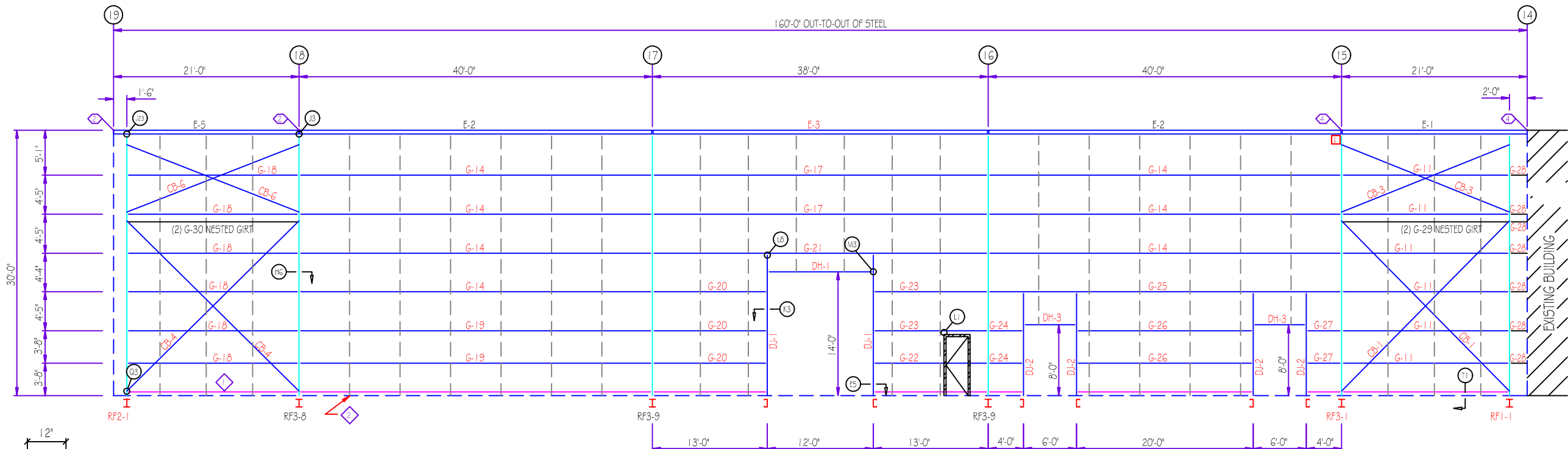


NOTE: GUTTER STRAP GS-121 TO BE PLACE AT 2'-0" ON CENTER.



SIDEWALL SHEETING & TRIM: FRAME LINE M
PANELS: 26 Ga. JR - Charcoal Gray
(4384LT1) PANELS: 26 Ga. JR - Charcoal Gray

0 DOWNSPOUT LOCATIONS



TRIM TABLE FRAME LINE F			
ID	PART	LENGTH	DETAIL
3	TB-101	21'-0"	TRIM_74
4	TC-101	15'-1 1/2"	TRIM_323
7	FL-18D	20'-6 1/2"	TRIM_360
8	GC-101	20'-6 1/2"	TRIM_316
9	GS-121	9'	TRIM_995
10	FL18A-L	6"	TRIM_351
11	FL-16C	6"	TRIM_350
12	FL18A-R	6"	TRIM_351
13	MT-116B	14'-4"	TRIM_242
14	TF-102	14'-6"	TRIM_239
15	MT-116B	12'-4"	TRIM_235
16	TF-100	12'-6"	TRIM_232
17	TF-102	7'-6"	TRIM_239
18	TF-100	3'-6"	TRIM_232
19	MT-116B	8'-4"	TRIM_242
20	TF-102	8'-6"	TRIM_239
21	MT-116B	6'-4"	TRIM_235
22	TF-100	6'-6"	TRIM_232

SPECIAL BOLTS					
ID	QUAN	TYPE	DIA	LENGTH	WASH
2	2	A307	1/2"	1 1/4"	2
4	4	A307	1/2"	1 1/4"	2

MEMBER TABLE FRAME LINE F		
MARK	PART	LENGTH
DJ-1	12X35C14	16'-1"
DJ-2	12X35C14	11'-9"
DH-1	12X35C14	12'-0"
DH-3	12X35C14	6'-0"
E-3	E105341L	37'-1 1/2"
E-1	E105341L	20'-1 1/2"
E-2	E105341L	39'-1 1/2"
E-5	E105341L	20'-1 1/2"
G-11	12X25Z14	18'-3 1/2"
G-14	12X35Z12	39'-3 1/2"
G-17	12X25Z12	37'-3 1/2"
G-18	12X25Z14	18'-9 1/2"
G-19	12X25Z12	39'-3 1/2"
G-20	12X25Z14	12'-3 1/2"
G-21	C12X20.7	37'-3 1/2"
G-22	12X25Z14	12'-3 1/2"
G-23	12X25Z14	12'-3 1/2"
G-24	12X25Z14	3'-3 1/2"
G-25	C12X20.7	39'-3 1/2"
G-26	12X25Z14	19'-3 1/2"
G-27	12X25Z14	3'-3 1/2"
G-28	12X25Z14	1'-8 1/2"
G-29	12X25Z14	18'-3 1/2"
G-30	12X25Z14	18'-9 1/2"
CB-1	1.00_ROD	27'-5"
CB-3	0.75_ROD	21'-0 3/4"
CB-4	1.00_ROD	27'-8"
CB-6	0.75_ROD	21'-6 1/4"

ANGLE TABLE FRAME LINE F		CONNECTION PLATES FRAME LINE F		
ID	MARK	LENGTH	ID	MARK/PART
1	Base L	20'-0"	1	AA301
2	PS-104	104'-0"		

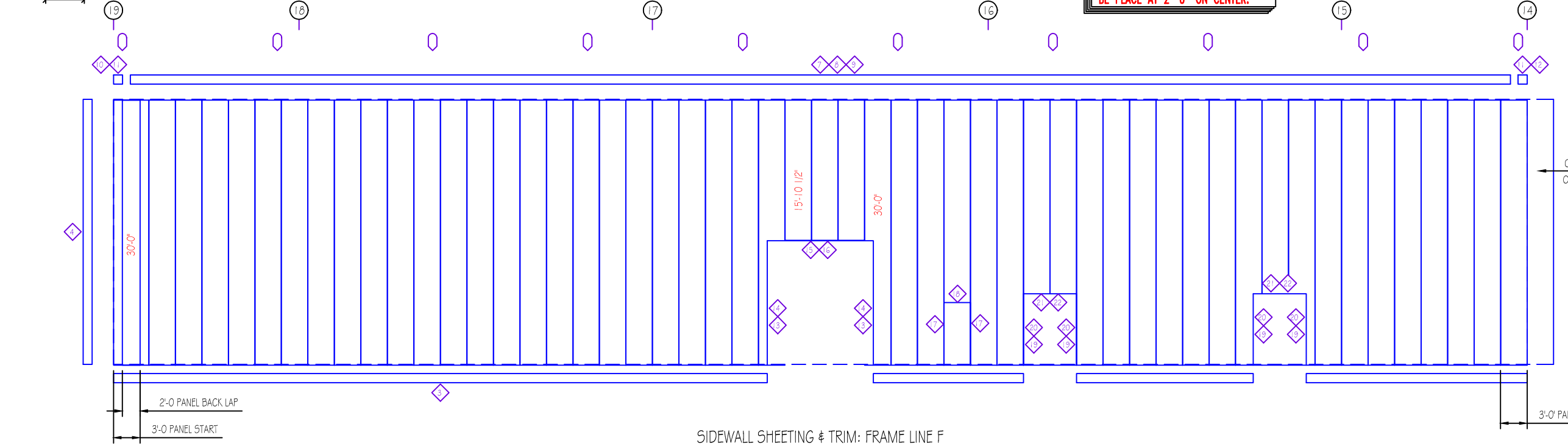
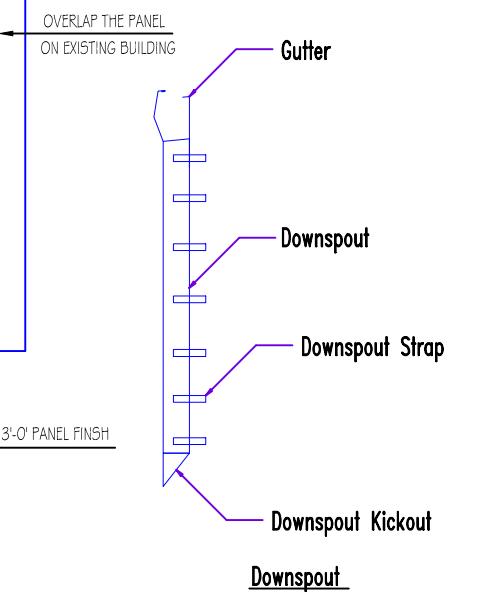
NOTE: G-28 & G-29
NEST A SAME Z TO THIS GIRT
#12 SCREWS @ 12" O.C.
STAGGERED @ TOP & BOTTOM

NOTE: GUTTER STRAP GS-121 TO
BE PLACE AT 2'-0" ON CENTER.

SIDEWALL FRAMING: FRAME LINE F

SIDEWALL SHEETING & TRIM: FRAME LINE F

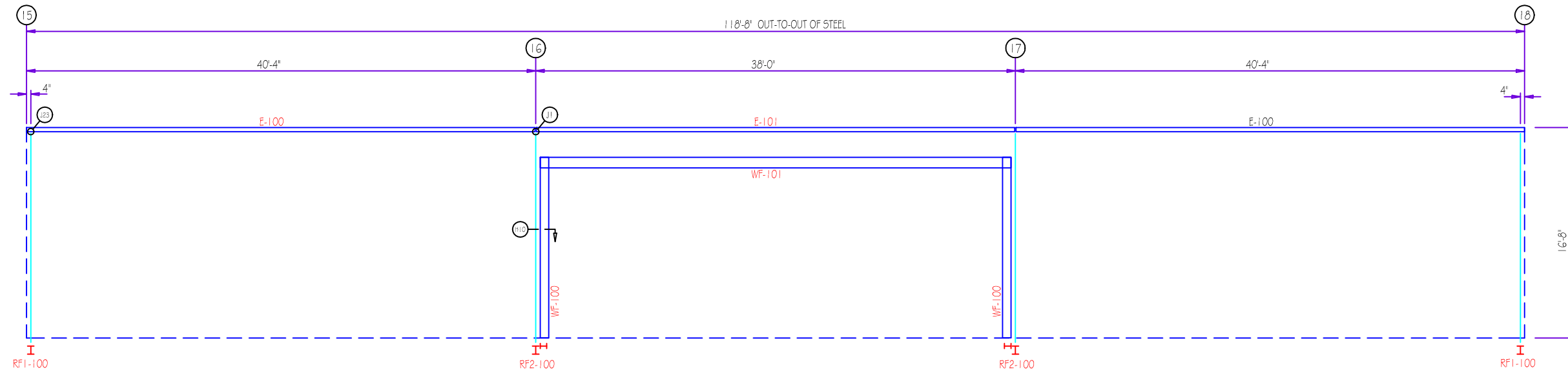
PANELS: 26 Ga. JR - Charcoal Gray



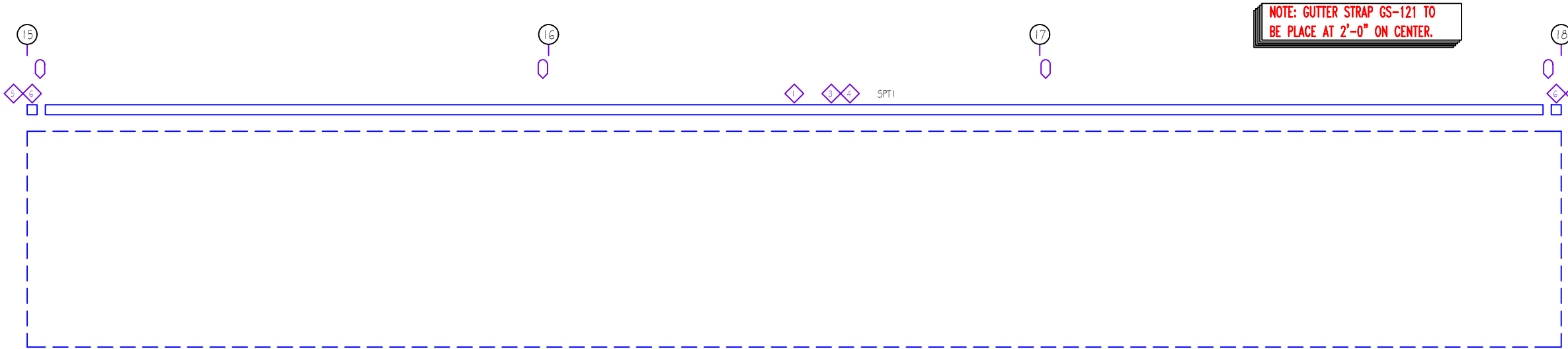
BOLT TABLE				
FRAME LINE N				
LOCATION	QUAN	TYPE	DIA	LENGTH
WF-100 - WF-101	8	A325	3/4"	1 3/4"
WF-100 - RF2-100	16	A325	5/8"	1 3/4"

TRIM TABLE			
FRAME LINE N			
ID	PART	LENGTH	DETAIL
1	FL-18D	20'-6 1/2"	TRIM_360
3	GC-101	20'-6 1/2"	TRIM_316
4	GS-121	9"	TRIM_995
5	FL18A-L	6"	TRIM_351
6	FL-16C	6"	TRIM_350
7	FL18A-R	6"	TRIM_351

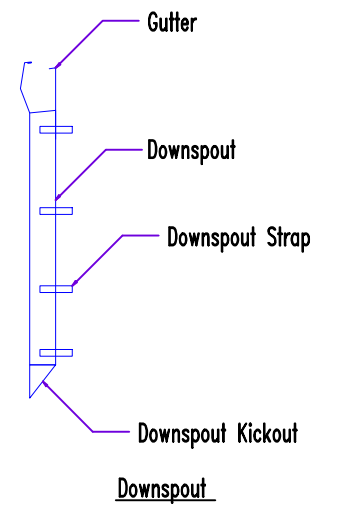
MEMBER TABLE		
FRAME LINE N		
MARK	PART	LENGTH
WF-100	W08542	14'-4"
WF-101	W10542	36'-7 7/16"
E-100	E105341L	40'-3 1/2"
E-101	E105341L	37'-1 1/2"

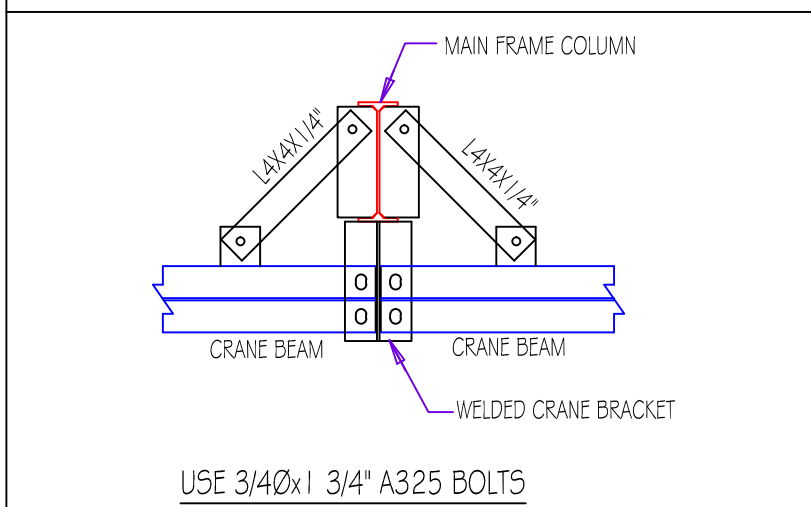
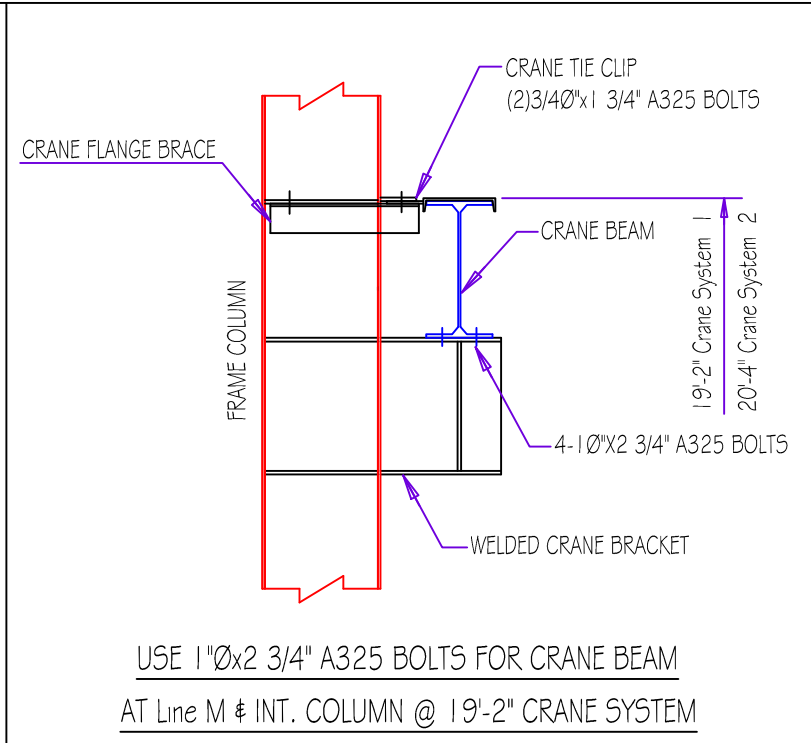
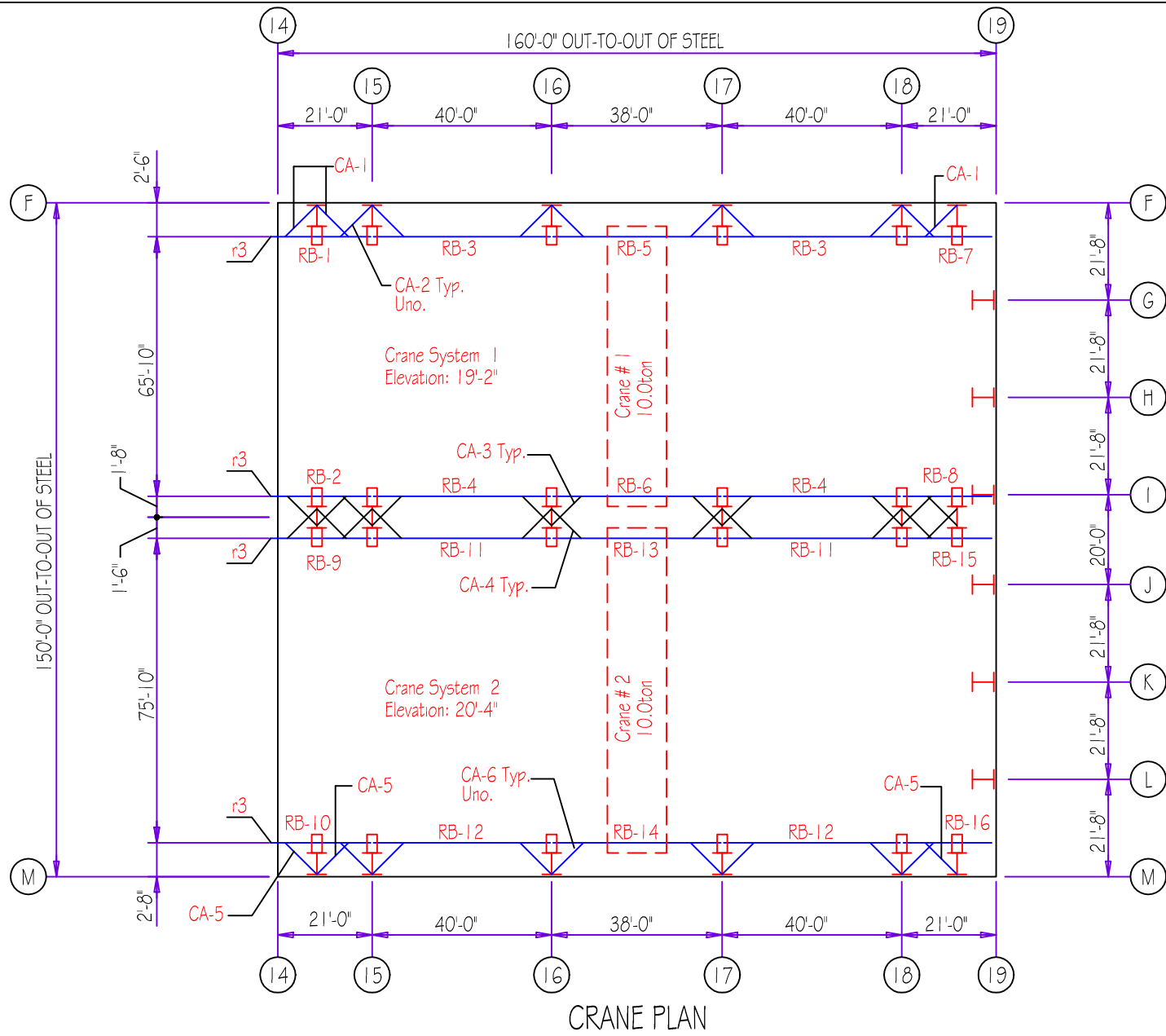


SIDEWALL FRAMING: FRAME LINE N

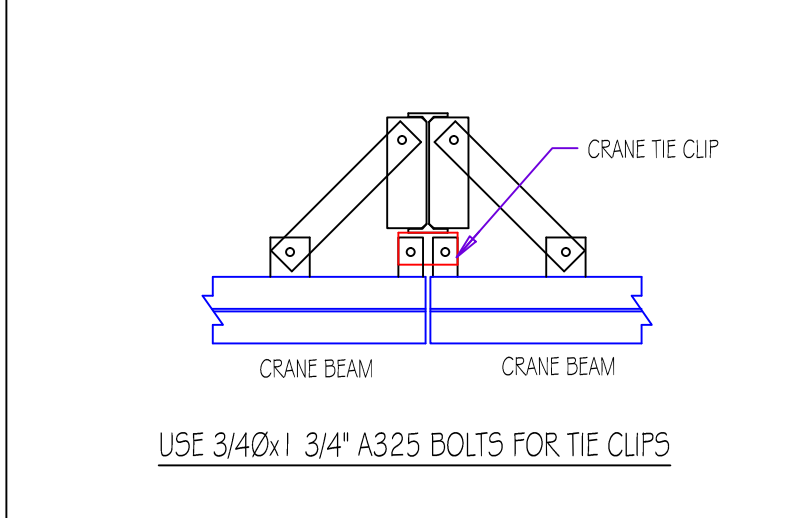
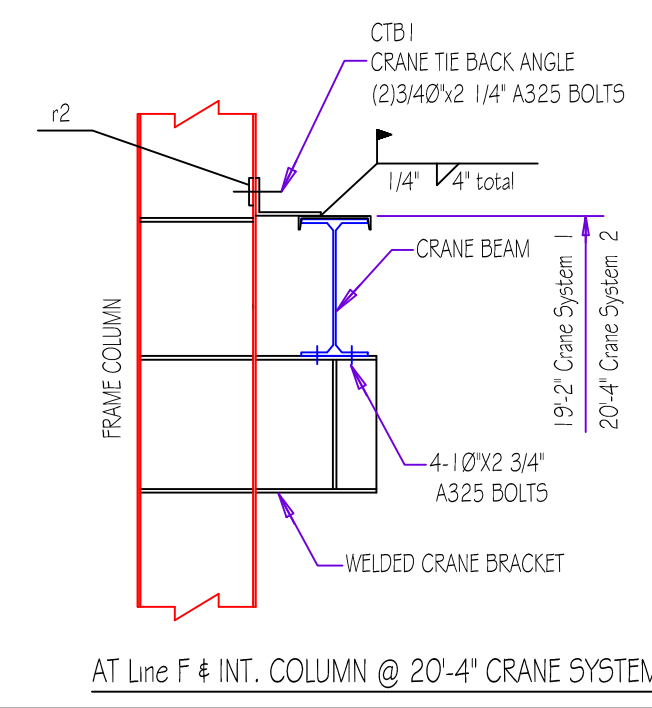
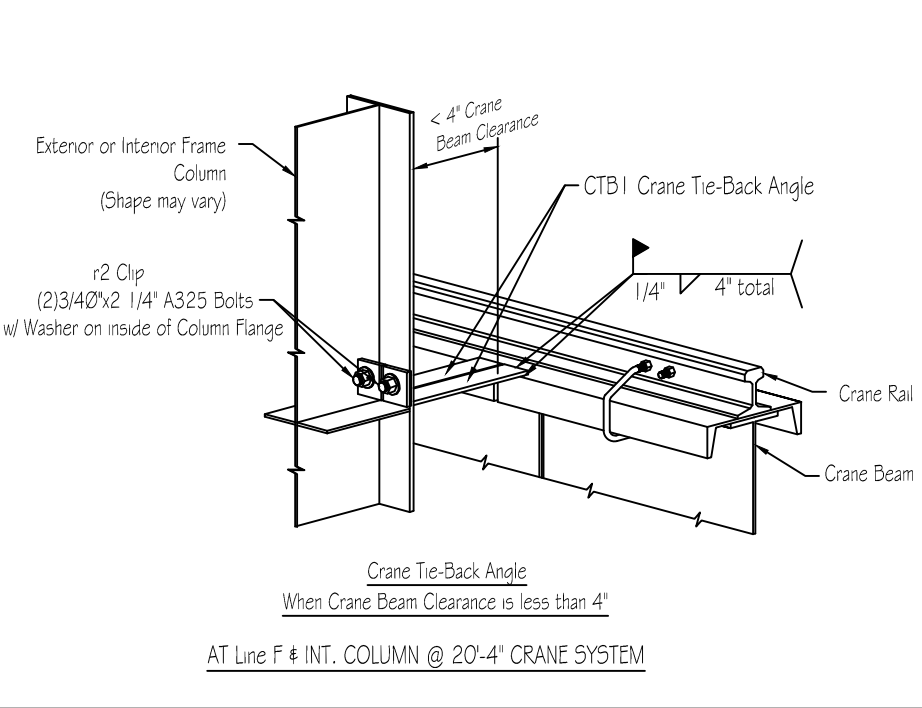
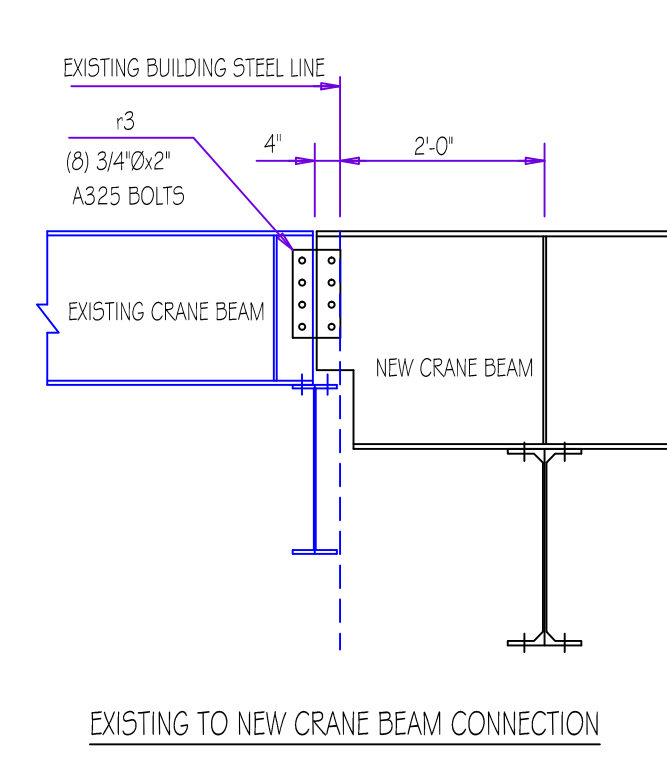


SIDEWALL SHEETING & TRIM: FRAME LINE N



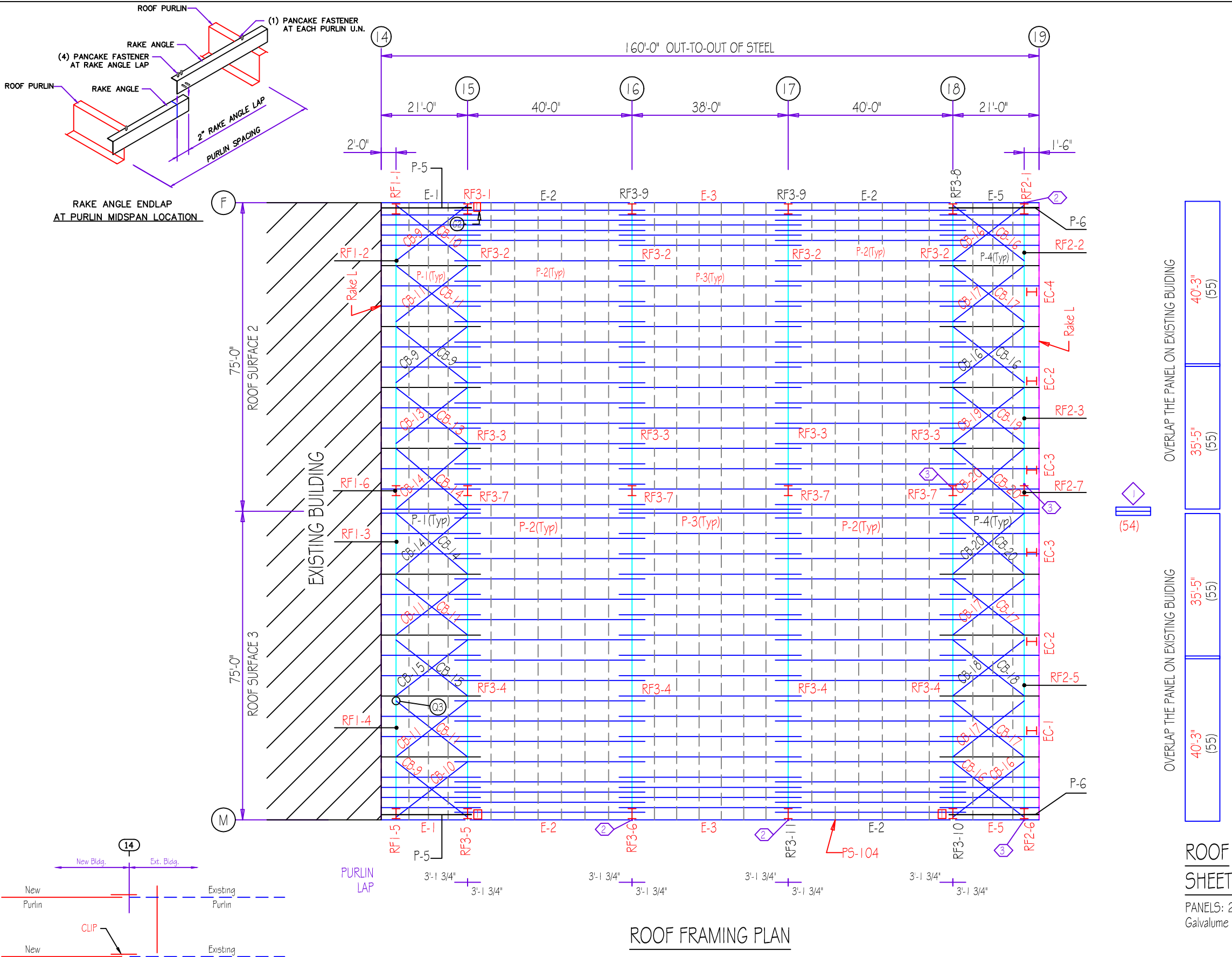


MEMBER TABLE	
Mark	Part
RB-1	W30X99 W/ C15X33.9
RB-2	W30X99 W/ C15X33.9
RB-3	W30X99 W/ C15X33.9
RB-4	W30X99 W/ C15X33.9
RB-5	W30X99 W/ C15X33.9
RB-6	W30X99 W/ C15X33.9
RB-7	W30X99 W/ C15X33.9
RB-8	W30X99 W/ C15X33.9
RB-9	W30X99 W/ C15X33.9
RB-10	W30X99 W/ C15X33.9
RB-11	W30X99 W/ C15X33.9
RB-12	W30X99 W/ C15X33.9
RB-13	W30X99 W/ C15X33.9
RB-14	W30X99 W/ C15X33.9
RB-15	W30X99 W/ C15X33.9
RB-16	W30X99 W/ C15X33.9



CRANE # 2		75'-0±
CRANE (2 NOS)	5 TON TRE	
WHEEL BASE	11'-9"	
MAXIMUM WHEEL LOAD	17957.0 LBS	
HOIST WT.	1430.0 LBS EACH	
BRIDGE WT.	23382.0 LBS	

CRANE # 1		65'-0±
CRANE (2 NOS)	5 TON TRE	
WHEEL BASE	10'-2"	
MAXIMUM WHEEL LOAD	17624.0 LBS	
HOIST WT.	1971.0 LBS EACH	
BRIDGE WT.	21795.0 LBS	

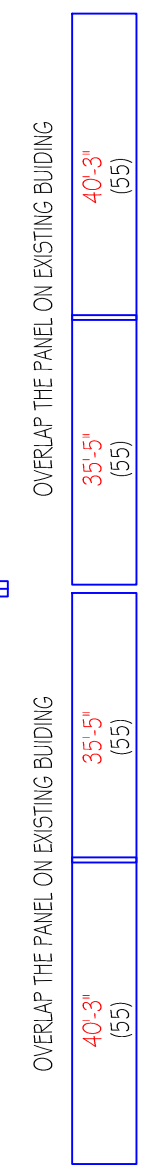


TRIM TABLE				
ROOF PLAN				
ID	QUAN	PART	LENGTH	DETAIL
1	54	55RC3026	3'-0"	TRIM 320

MEMBER TABLE			
ROOF PLAN			
QUAN	MARK	PART	LENGTH
34	P-1	10X25Z12	24'-1 1/2"
68	P-2	10X25Z12	46'-3 1/2"
34	P-3	10X25Z12	44'-3 1/2"
34	P-4	10X25Z12	24'-1 1/2"
2	P-5	10X25Z14	24'-1 1/2"
2	P-6	10X25Z14	24'-1 1/2"
2	E-1	E105341L	20'-11 1/2"
4	E-2	E105341L	39'-11 1/2"
2	E-3	E105341L	37'-11 1/2"
2	E-5	E105341L	20'-11 1/2"
4	CB-9	0.75 ROD	24'-0 3/4"
2	CB-10	0.75 ROD	24'-1"
6	CB-11	0.75 ROD	24'-1 1/4"
2	CB-13	0.75 ROD	24'-3 1/2"
4	CB-14	0.75 ROD	24'-8 1/2"
2	CB-15	0.75 ROD	23'-5"
6	CB-16	0.75 ROD	24'-5 3/4"
2	CB-17	0.75 ROD	24'-6"
2	CB-18	0.75 ROD	24'-5"
2	CB-19	0.75 ROD	24'-8 1/4"
4	CB-20	0.75 ROD	25'-1 1/4"

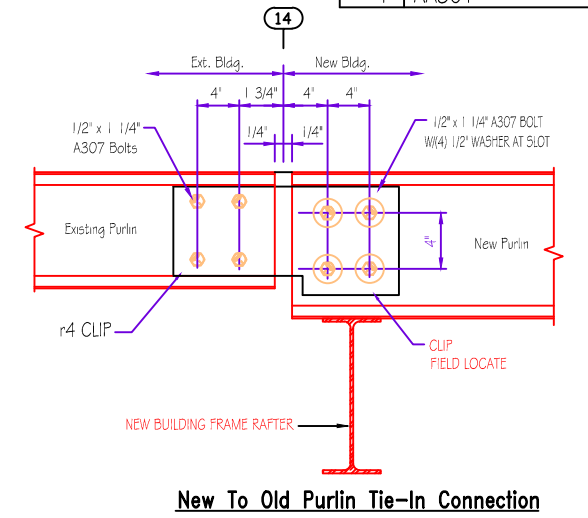
SPECIAL BOLTS					
ROOF PLAN					
ID	QUAN	TYPE	DIA	LENGTH	WASH
2	2	A307	1/2"	1 1/4"	2
3	4	A307	1/2"	1 1/4"	0

CONNECTION PLATES	
ROOF PLAN	
ID	MARK/PART
1	AA301

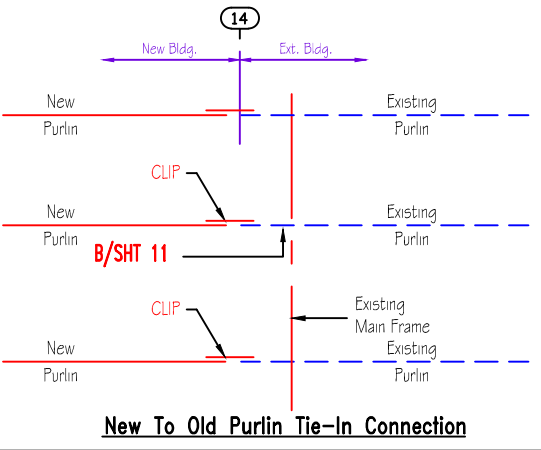


ROOF SHEETING

PANELS: 26 Ga. JR Galvalume Plus

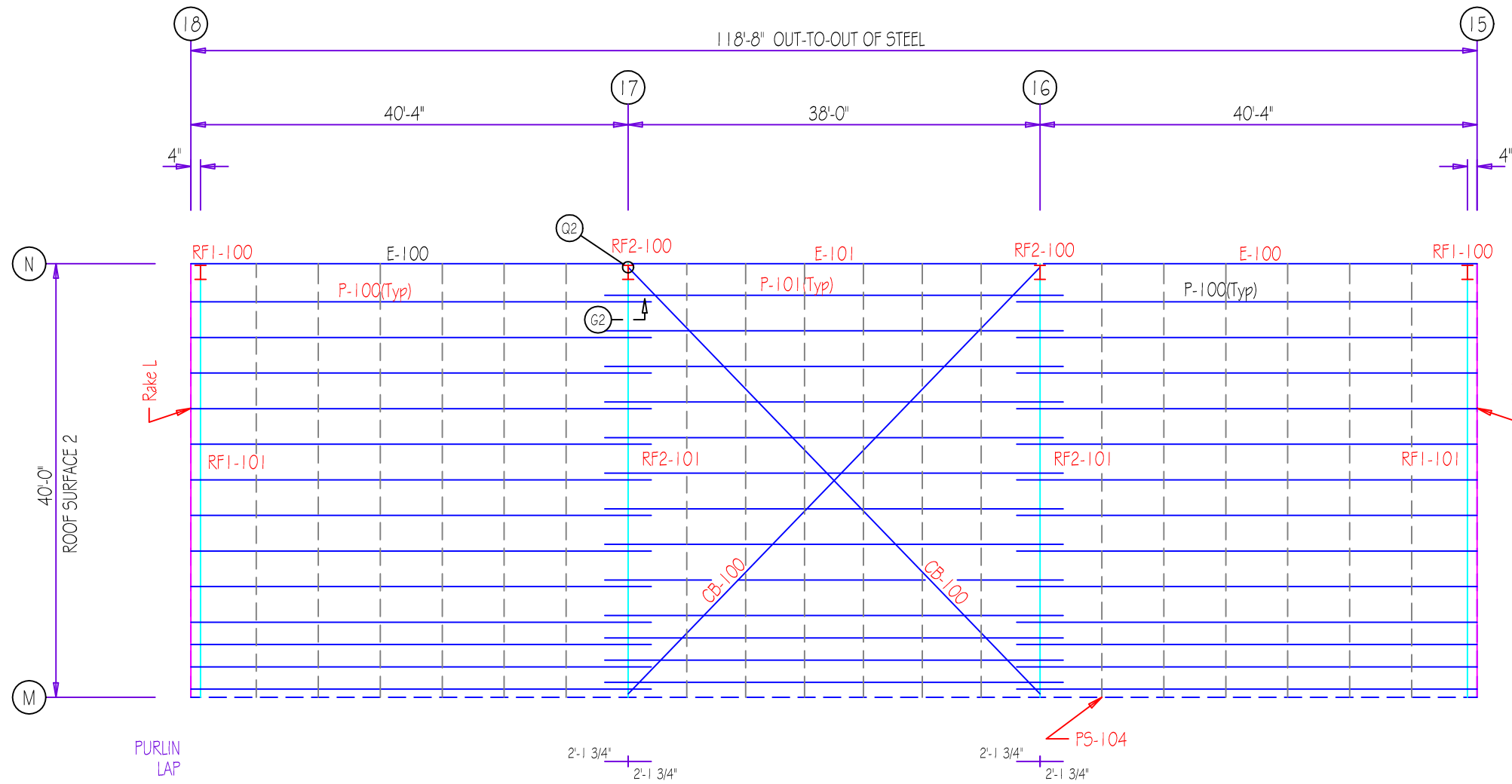


NOTE : USE (4) 1/2"Ø x 1 1/4" A307 BOLTS @ EACH END OF P-5 & P-6

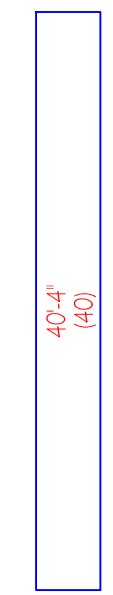


ROOF FRAMING PLAN

MEMBER TABLE			
ROOF PLAN			
QUAN	MARK	PART	LENGTH
26	P-100	10X35Z12	42'-5 1/2"
13	P-101	10X35Z12	42'-3 1/2"
2	E-100	E105341L	40'-3 1/2"
1	E-101	E105341L	37'-11 1/2"
2	CB-100	0.25 CBL	53'-2 1/2"



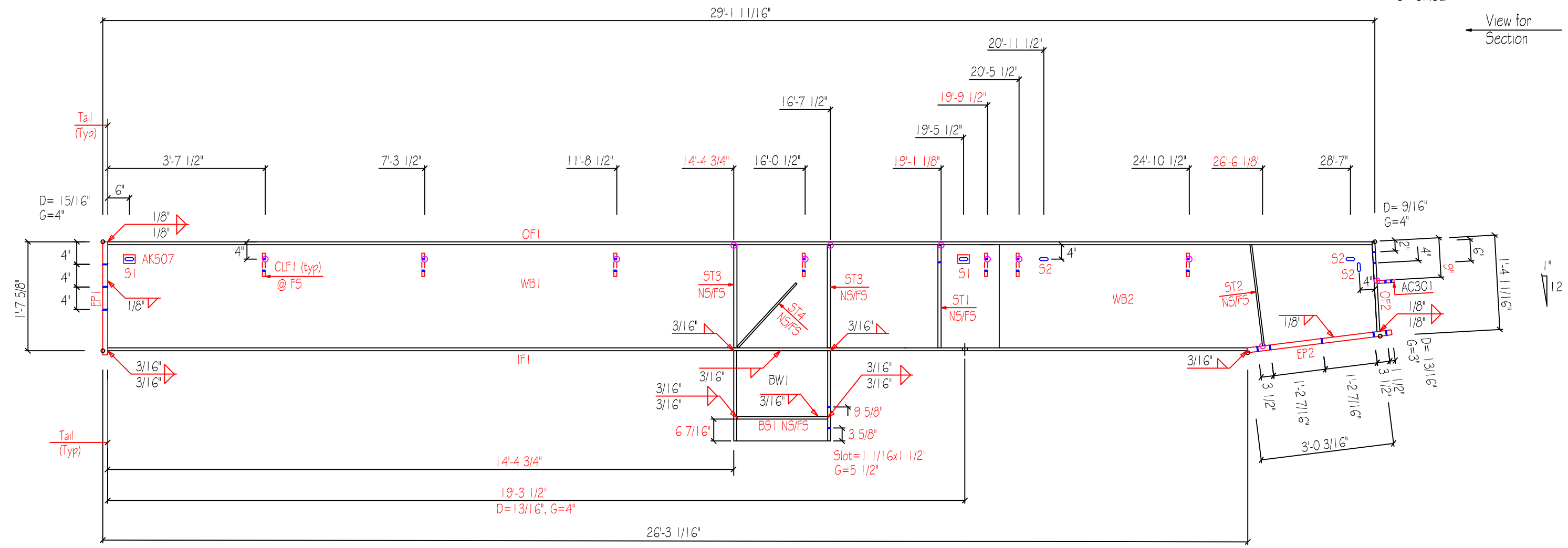
ROOF FRAMING PLAN



ROOF SHEETING
 PANELS: 26 Ga. JR
 Galvalume Plus

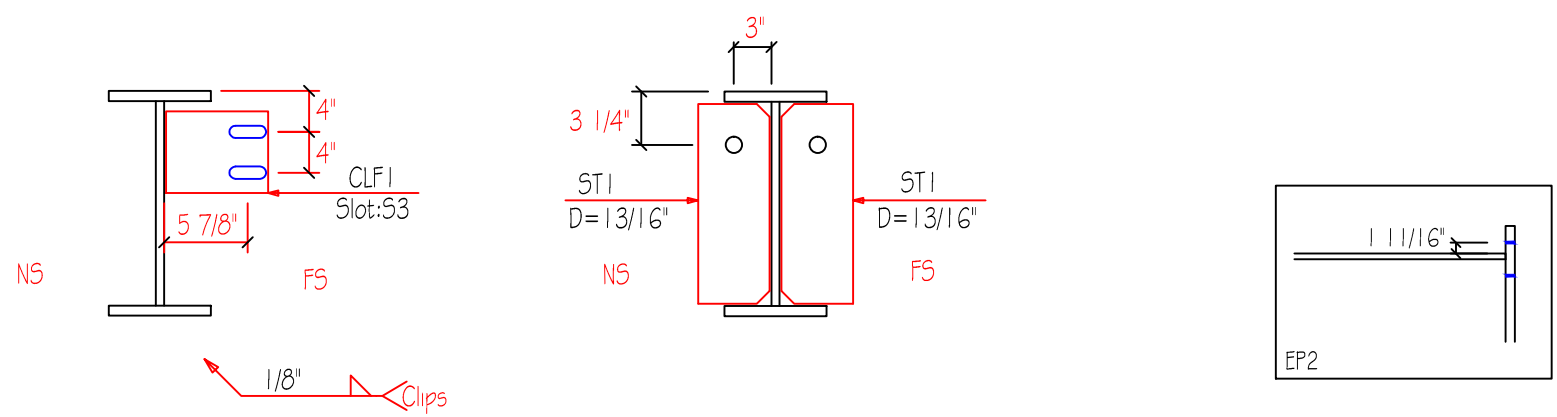
D=DIAMETER
G=GAGE

View for Section



MARK	QNT	DESCRIPTION	UNIT WT	TOTAL WT
WB1	1	3/16"x1'-7"x19'-11 1/2"	241.9	241.9
WB2	1	3/16"x1'-7"x9'-2 13/16"	108.5	108.5
BW1	1	W27X84 x 1'-5"	116.2	116.2
OF1	1	1/4"x8"x29'-0 15/16"	197.9	197.9
OF2	1	1/4"x8"x1'-4 5/16"	9.2	9.2
IF1	1	3/8"x8"x26'-2 1/2"	267.5	267.5
EP1	1	1/2"x8"x1'-8"	22.7	22.7
EP2	1	3/8"x8"x3'-3 3/8"	33.5	33.5
ST1	2	3/8"x4 1/2"x1'-6 7/8"	11.2	11.2
ST2	2	1/4"x3"x1'-6 5/8"	7.9	7.9
ST3	4	3/8"x3"x1'-6 7/8"	16.0	16.0
ST4	2	1/4"x3"x1'-10"	13.6	13.6
BS1	2	3/8" x 2 1/2" x 2'-1 5/16"	6.7	6.7
AK507	2	1/4"x6"x6"	5.1	5.1
CLF1	7	3/16"x6"x7"	13.3	13.3
AC301	1	3/16"x6"x8 1/8"		
Weight Sum			1084.	1084.0

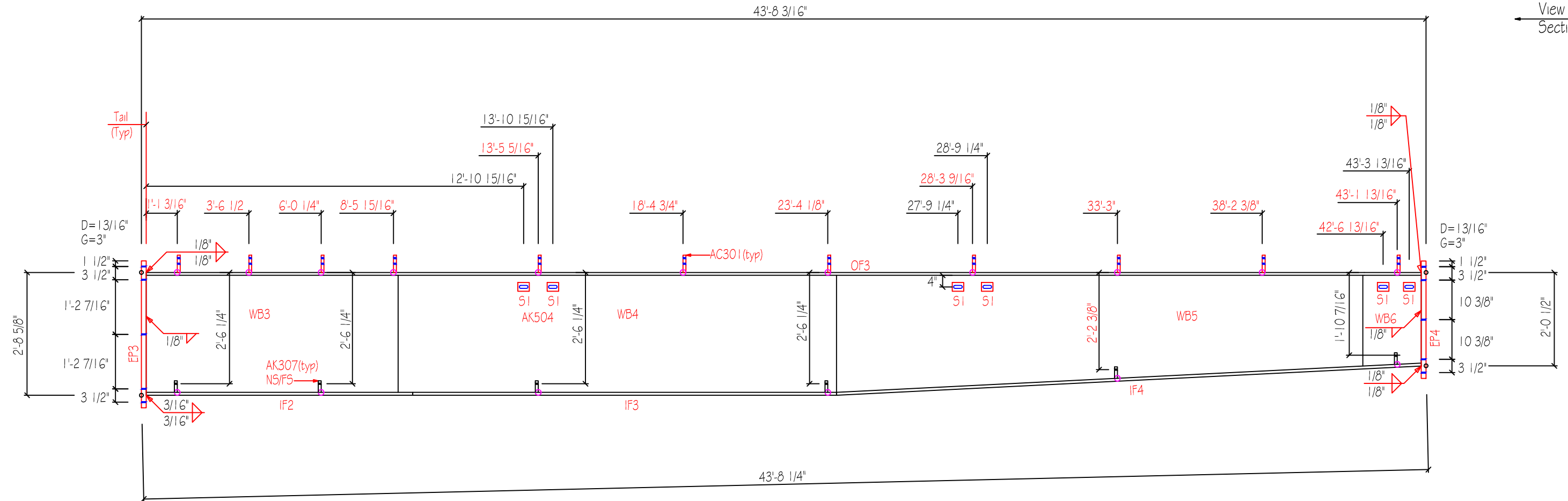
SLOT TABLE	
ID	SIZE
S1	1 1/8"x2 1/2"
S2	13/16"x2"
S3	9/16"x1"



CUSTOMER		
JOB 4384M	CHECKED BY	DATE 2/19/23
QUANTITY 1	PART RF1-1	DRAWING RF1-1A

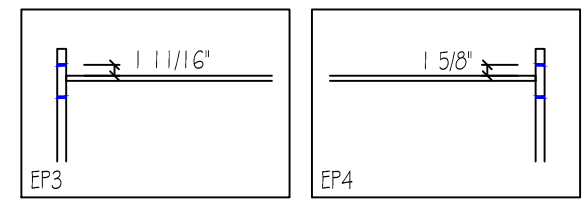
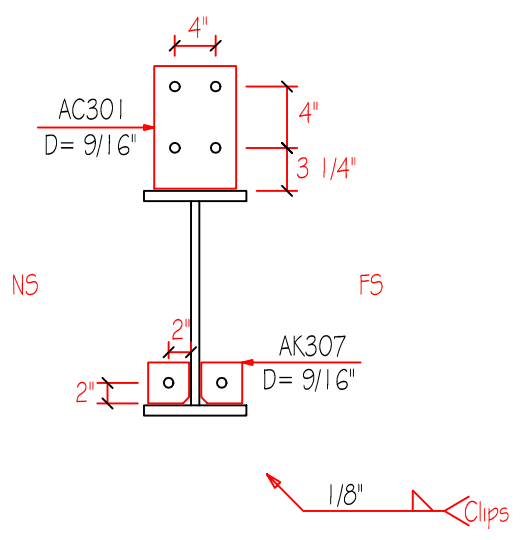
D=DIAMETER
G=GAGE

View for Section



MARK	QNT	DESCRIPTION	UNIT WT	TOTAL WT
WB3	1	3/16"x2'-8"x8'-7 7/16"	176.0	176.0
WB4	1	10gax2'-8"x15'-0"	219.7	219.7
WB5	1	10gax2'-8"x18'-0"	234.0	234.0
WB6	1	10gax2'-0 13/16"x2'-0"	22.4	22.4
OF3	1	1/4"x6"x43'-7 7/16"	222.7	222.7
IF2	1	3/8"x6"x9'-1 7/16"	69.8	69.8
IF3	1	1/4"x6"x14'-6"	74.0	74.0
IF4	1	1/4"x6"x20'-0 1/8"	102.1	102.1
EP3	1	3/8"x8"x3'-2 7/8"	33.1	33.1
EP4	1	3/8"x6"x2'-6 3/4"	19.6	19.6
AK307	12	10gax3"x3"	3.8	3.8
AK504	6	1/4"x6"x6"	15.3	15.3
AC301	11	3/16"x6"x8 1/8"	38.0	38.0
Weight Sum			1230.	1230.4

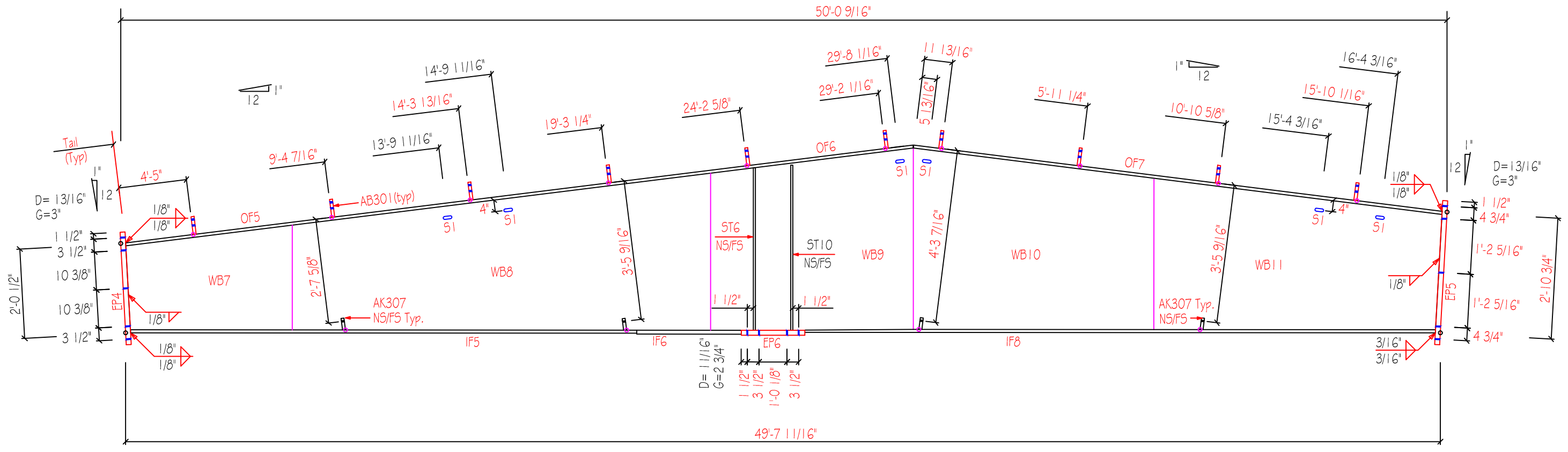
SLOT TABLE	
ID	SIZE
S1	13/16"x2"



CUSTOMER		
JOB 4384M	CHECKED BY	DATE 2/19/23
QUANTITY 1	PART RF1-2	DRAWING RF1-2A

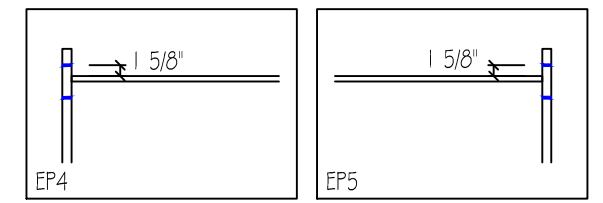
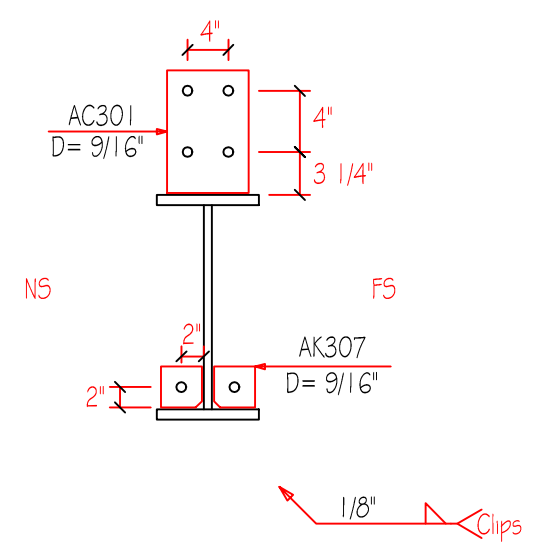
D=DIAMETER
G=GAGE

View for Section



MARK	QNT	DESCRIPTION	UNIT WT	TOTAL WT
WB7	1	10qax2'-8"x8'-0 5/8"	131.1	131.1
WB8	1	3/16"x4'-0"x16'-0"	401.0	401.0
WB9	1	1/4"x4'-6"x6'-0"	187.3	187.3
WB10	1	1/4"x4'-6"x10'-0"	393.7	393.7
WB11	1	3/16"x3'-8"x9'-11 3/16"	240.9	240.9
OF5	1	1/4"x6"x19'-6"	99.5	99.5
OF6	1	1/4"x8"x10'-7 7/8"	72.5	72.5
OF7	1	1/4"x8"x20'-0"	136.1	136.1
IF5	1	1/4"x6"x19'-6 11/16"	99.8	99.8
IF6	1	3/8"x8"x4'-4 7/8"	45.0	45.0
IF8	1	3/8"x8"x23'-9 1/4"	244.6	244.6
EP4	1	3/8"x6"x2'-6 3/4"	19.6	19.6
EP5	1	3/8"x8"x3'-5 1/8"	33.9	33.9
EP6	1	1/2"x8"x1'-10 1/8"	25.0	25.0
ST6	2	3/8"x3"x4'-0 1/8"	29.5	29.5
AK307	8	10qax3"x3"	2.6	2.6
AC301	10	3/16"x6"x8 1/8"	34.5	34.5
ST10	2	3/8"x3"x4'-1 1/2"	29.5	29.5
Weight Sum			2226.	2226.3

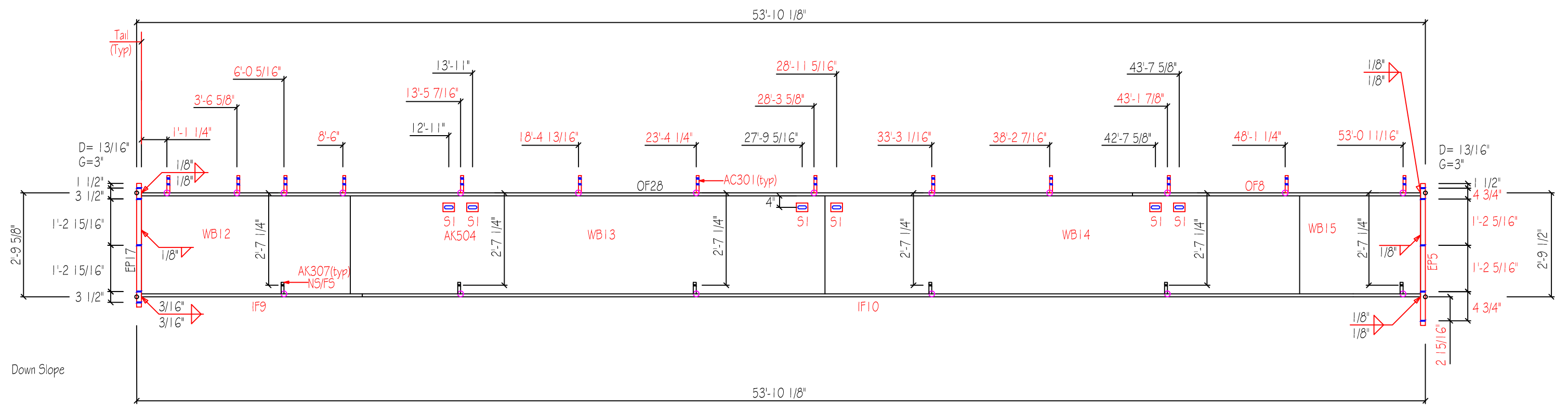
SLOT TABLE	
ID	SIZE
S1	13/16"x2"



CUSTOMER		
JOB 4384M	CHECKED BY	DATE 2/19/23
QUANTITY 1	PART RF1-3	DRAWING RF1-3A

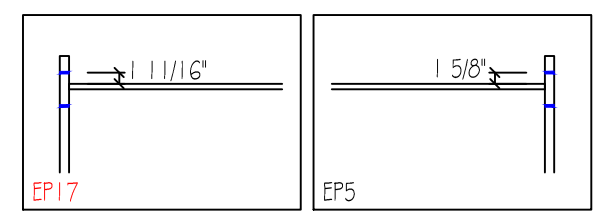
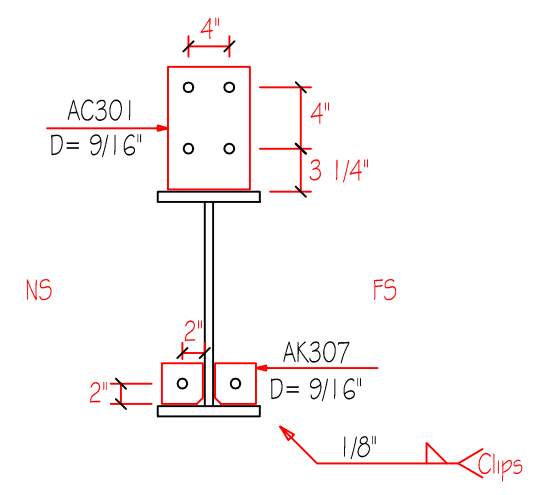
D=DIAMETER
G=GAGE

View for Section



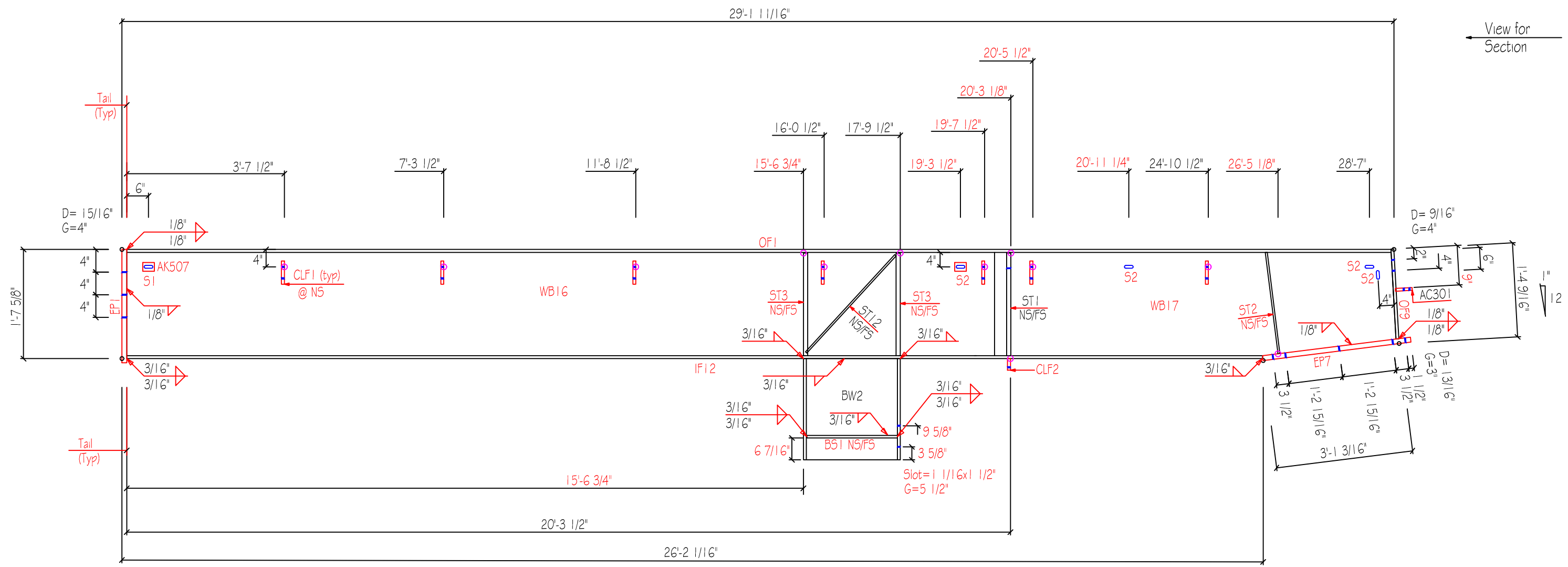
MARK	QNT	DESCRIPTION	UNIT WT	TOTAL WT
WB12	1	3/16"x2'-9"x8'-9 3/8"	184.9	184.9
WB13	1	10gax2'-9"x19'-11 1/2"	301.4	301.4
WB14	1	10gax2'-9"x19'-11 1/2"	301.4	301.4
WB15	1	10gax2'-9"x5'-1"	76.8	76.8
OF28	1	1/4"x6"x41'-8"	212.7	212.7
OF8	1	1/4"x6"x12'-1 3/8"	61.8	61.8
IF9	1	3/8"x6"x9'-3 3/8"	71.1	71.1
IF10	1	1/4"x6"x44'-6"	227.2	227.2
EP5	1	3/8"x8"x3'-5 1/8"	33.9	33.9
AK307	12	10gax3"x3"	3.8	3.8
AK504	6	1/4"x6"x6"	15.3	15.3
AC301	13	3/16"x6"x8 1/8"	44.9	44.9
EP17	1	3/8"x8"x3'-3 7/8"	33.9	33.9
Weight Sum			1569.	1569.1

SLOT TABLE	
ID	SIZE
S1	13/16"x2"



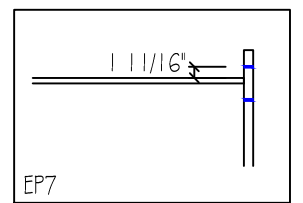
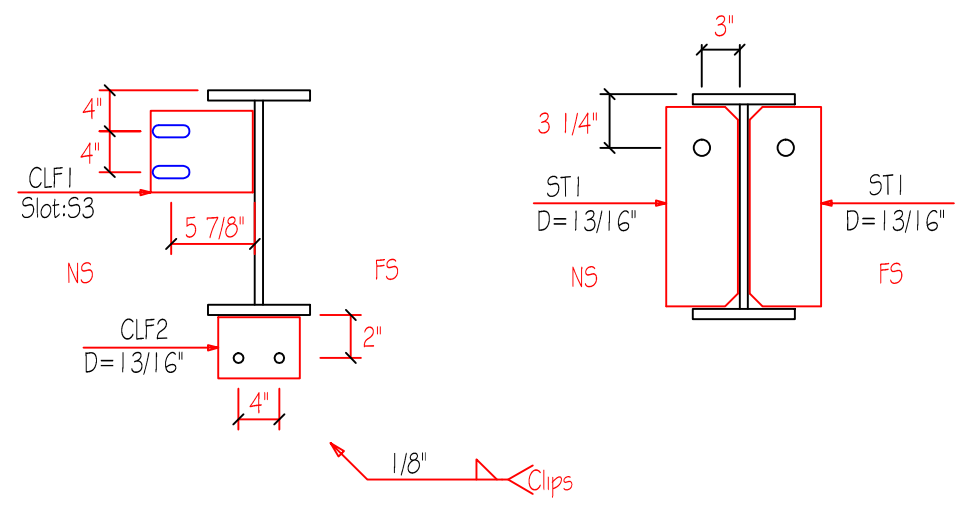
CUSTOMER		
JOB 4384M	CHECKED BY	DATE 2/19/23
QUANTITY 1	PART RF1-4	DRAWING RF1-4A

D=DIAMETER
G=GAGE

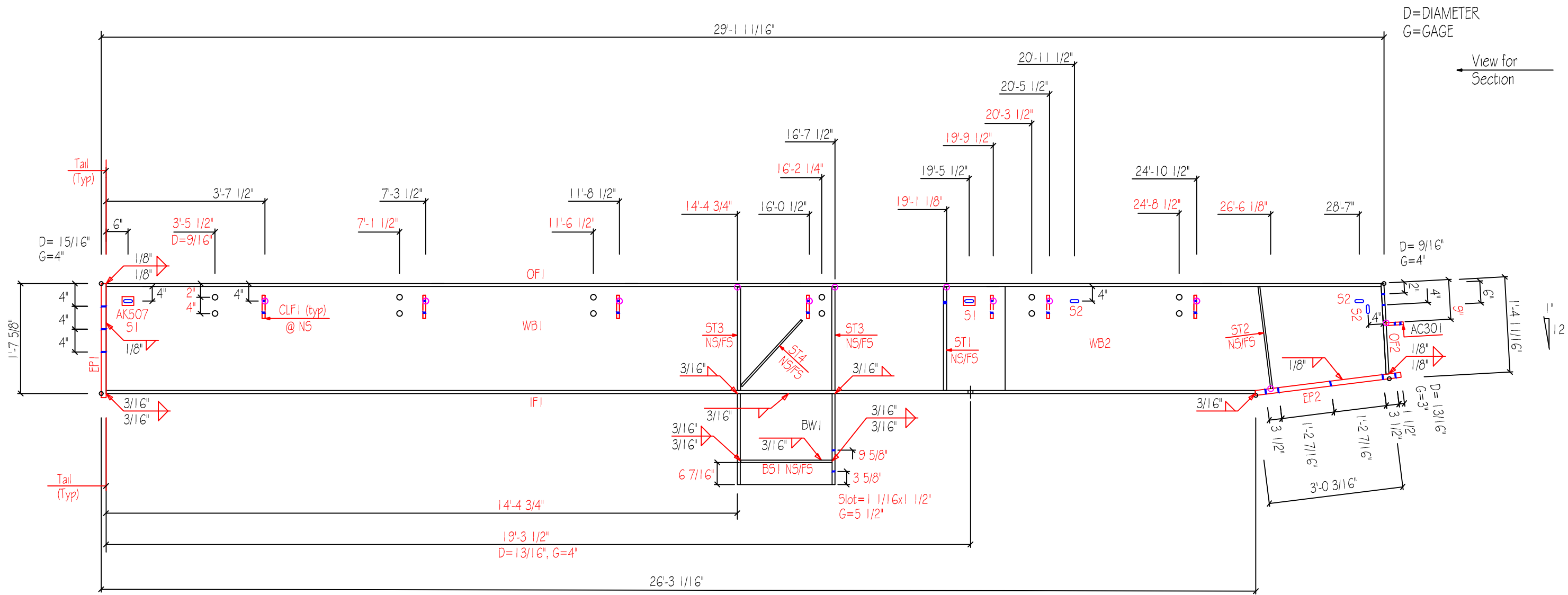


MARK	QNT	DESCRIPTION	UNIT WT	TOTAL WT
WB16	1	3/16"x1'-7"x19'-11 1/2"	241.9	241.9
WB17	1	3/16"x1'-7"x9'-2 13/16"	108.4	108.4
BW2	1	W27X84 x 1'-7"	130.2	130.2
OF1	1	1/4"x8"x29'-0 15/16"	197.9	197.9
OF9	1	1/4"x8"x1'-4 3/16"	9.2	9.2
IF12	1	3/8"x8"x26'-1 1/2"	266.7	266.7
EP1	1	1/2"x8"x1'-8"	22.7	22.7
EP7	1	3/8"x8"x3'-4 3/8"	34.3	34.3
ST1	2	3/8"x4 1/2"x1'-6 7/8"	11.2	11.2
ST2	2	1/4"x3"x1'-6 5/8"	7.9	7.9
ST3	4	3/8"x3"x1'-6 7/8"	16.0	16.0
ST12	2	1/4"x3"x2'-7 3/4"	13.6	13.6
BS1	2	3/8"x2 1/2"x2'-1 5/16"	6.7	6.7
AK507	2	1/4"x6"x6"	5.1	5.1
CLF1	7	3/16"x6"x7"	13.3	13.3
CLF2	1	3/8"x7"x4"	4.4	4.4
AC301	1	3/16"x6"x8 1/8"		
Weight Sum			1098.	1097.8

SLOT TABLE	
ID	SIZE
S1	1 1/8"x2 1/2"
S2	13/16"x2"
S3	9/16"x1"

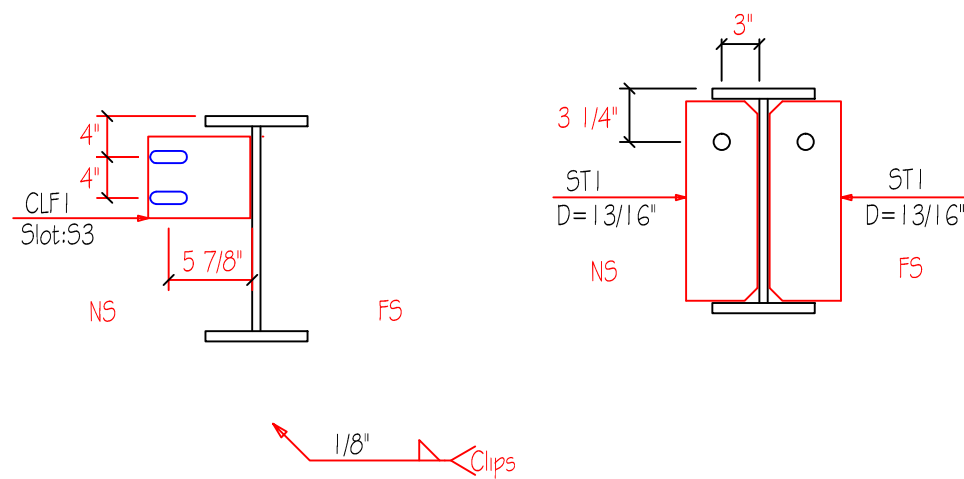


CUSTOMER		
JOB 4384M	CHECKED BY	DATE 2/19/23
QUANTITY 1	PART RF1-5	DRAWING RF1-5A



MARK	QNT	DESCRIPTION	UNIT WT	TOTAL WT
WB1	1	3/16"x1'-7"x19'-11 1/2"	241.9	241.9
WB2	1	3/16"x1'-7"x9'-2 13/16"	108.5	108.5
BW1	1	W27X84 x 1'-5"	116.2	116.2
OF1	1	1/4"x8"x29'-0 15/16"	197.9	197.9
OF2	1	1/4"x8"x1'-4 5/16"	9.2	9.2
IF1	1	3/8"x8"x26'-2 1/2"	267.5	267.5
EP1	1	1/2"x8"x1'-8"	22.7	22.7
EP2	1	3/8"x8"x3'-3 3/8"	33.5	33.5
ST1	2	3/8"x4 1/2"x1'-6 7/8"	11.2	11.2
ST2	2	1/4"x3"x1'-6 5/8"	7.9	7.9
ST3	4	3/8"x3"x1'-6 7/8"	16.0	16.0
ST4	2	1/4"x3"x1'-10"	13.6	13.6
BS1	2	3/16"x2 1/2"x2'-1 5/16"	6.7	6.7
AK507	2	1/4"x6"x6"	5.1	5.1
CLF1	7	3/16"x6"x7"	13.3	13.3
AC301	1	3/16"x6"x8 1/8"		
Weight Sum			1097.	1096.9

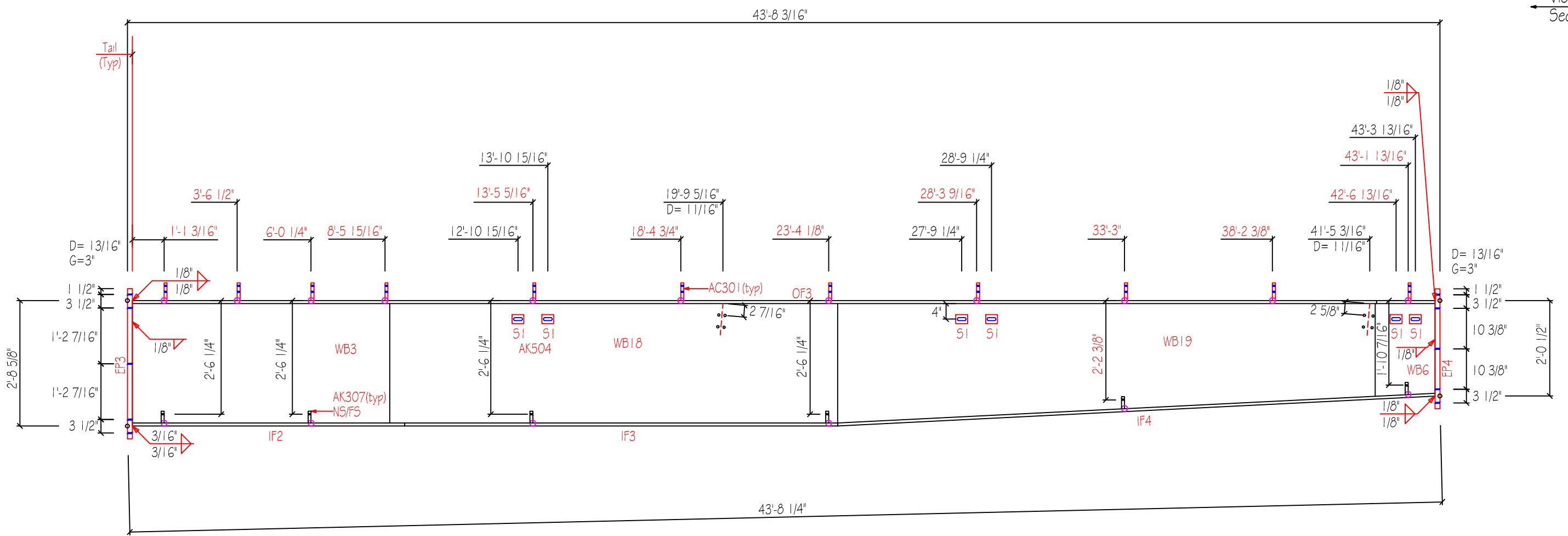
ID	SIZE
S1	1 1/8"x2 1/2"
S2	13/16"x2"
S3	9/16"x1"



CUSTOMER		
JOB 4384M	CHECKED BY	DATE 2/19/23
QUANTITY 1	PART RF2-1	DRAWING RF2-1A

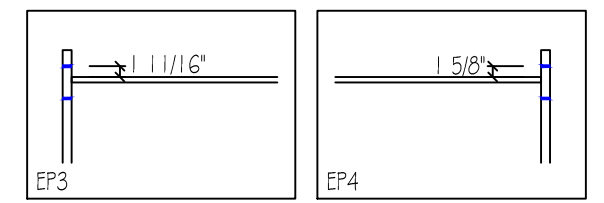
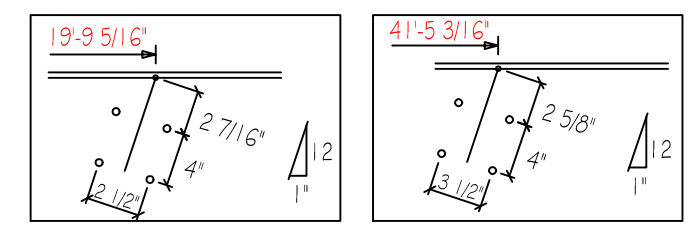
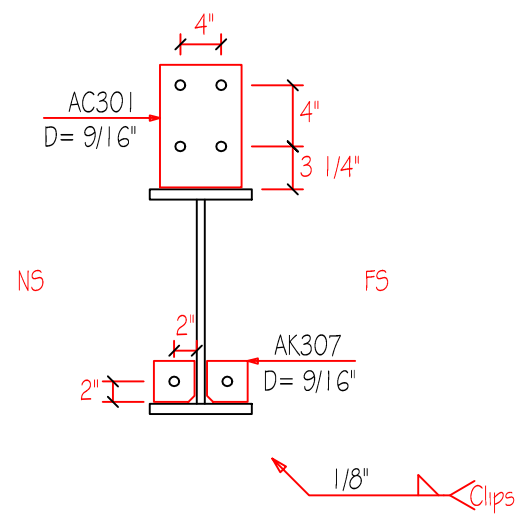
D=DIAMETER
G=GAGE

View for Section



MARK	QNT	DESCRIPTION	UNIT WT	TOTAL WT
WB3	1	3/16"x2'-8"x8'-7 7/16"	176.0	176.0
WB18	1	10gax2'-8"x15'-0"	219.7	219.7
WB19	1	10gax2'-8"x18'-0"	234.0	234.0
WB6	1	10gax2'-0 13/16"x2'-0"	22.4	22.4
OF3	1	1/4"x6"x43'-7 7/16"	222.7	222.7
IF2	1	3/8"x6"x9'-1 7/16"	69.8	69.8
IF3	1	1/4"x6"x14'-6"	74.0	74.0
IF4	1	1/4"x6"x20'-0 1/8"	102.1	102.1
EP3	1	3/8"x8"x3'-2 7/8"	33.1	33.1
EP4	1	3/8"x6"x2'-6 3/4"	19.6	19.6
AK307	12	10gax3"x3"	3.8	3.8
AK504	6	1/4"x6"x6"	15.3	15.3
AC301	11	3/16"x6"x8 1/8"	38.0	38.0
Weight Sum			1230.	1230.4

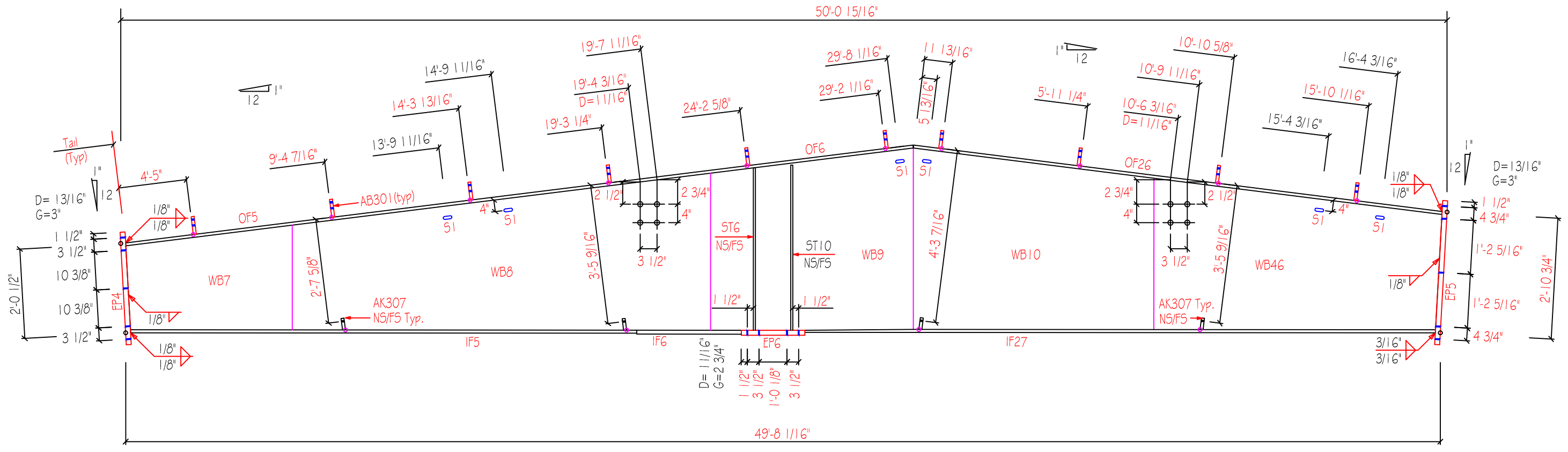
SLOT TABLE	
ID	SIZE
S1	13/16"x2"



CUSTOMER		
JOB 4384M	CHECKED BY	DATE 2/19/23
QUANTITY 1	PART RF2-2	DRAWING RF2-2A

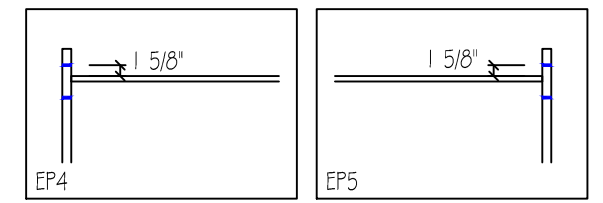
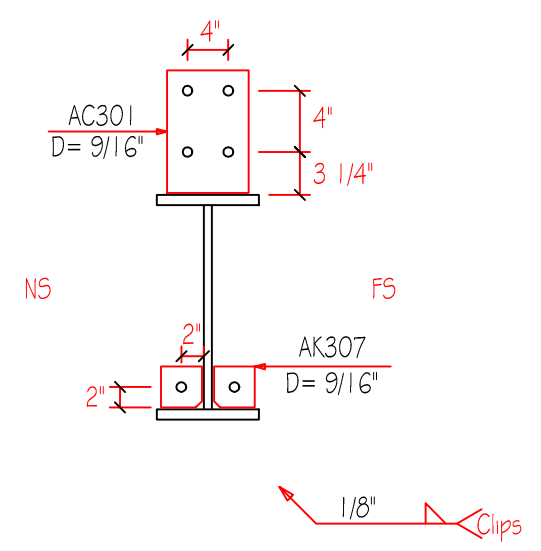
D=DIAMETER
G=GAGE

View for Section



MARK	QNT	DESCRIPTION	UNIT WT	TOTAL WT
WB7	1	10qax2'-8"x8'-0 5/8"	131.1	131.1
WB8	1	3/16"x4'-0"x16'-0"	401.0	401.0
WB9	1	1/4"x4'-6"x6'-0"	187.3	187.3
WB10	1	1/4"x4'-6"x10'-0"	393.7	393.7
WB46	1	3/16"x3'-8"x9'-11 9/16"	240.9	240.9
OF5	1	1/4"x6"x19'-6"	99.5	99.5
OF6	1	1/4"x8"x10'-7 7/8"	72.5	72.5
OF26	1	1/4"x8"x20'-0 3/8"	136.1	136.1
IF5	1	1/4"x6"x19'-6 11/16"	99.8	99.8
IF6	1	3/8"x8"x4'-4 7/8"	45.0	45.0
IF27	1	3/8"x8"x23'-9 5/8"	244.6	244.6
EP4	1	3/8"x6"x2'-6 3/4"	19.6	19.6
EP5	1	3/8"x8"x3'-5 1/8"	33.9	33.9
EP6	1	1/2"x8"x1'-10 1/8"	25.0	25.0
ST6	2	3/8"x3"x4'-0 1/8"	29.5	29.5
AK307	8	10qax3"x3"	2.6	2.6
AC301	10	3/16"x6"x8 1/8"	34.5	34.5
ST10	2	3/8"x3"x4'-1 1/2"	29.5	29.5
Weight Sum			2226.	2226.3

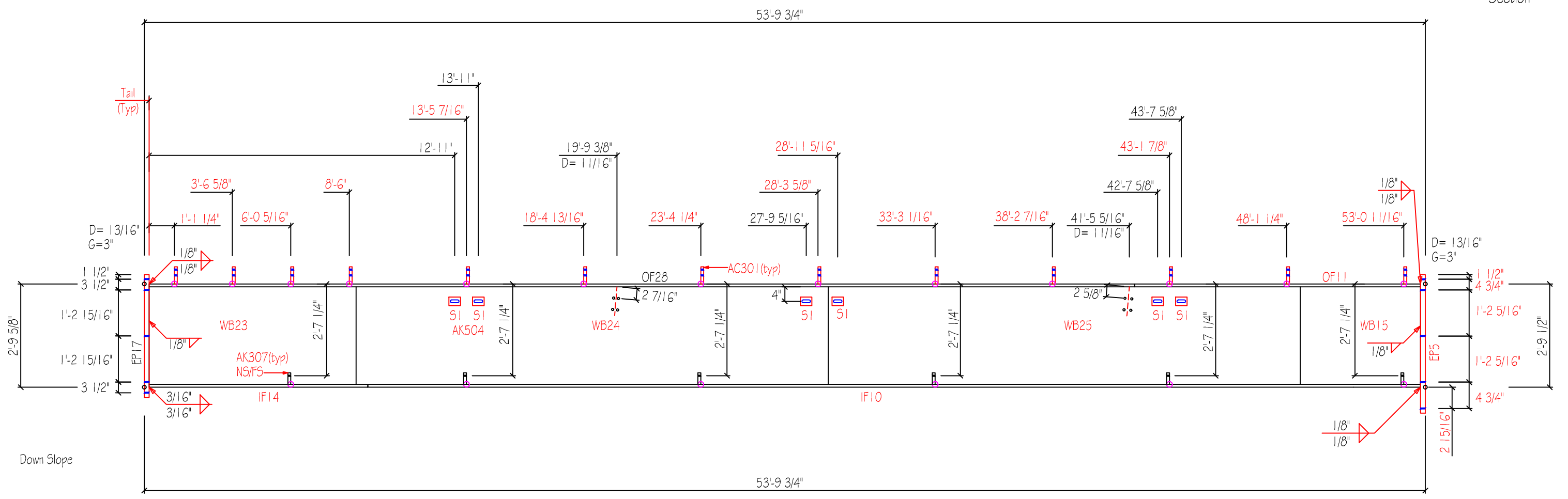
SLOT TABLE	
ID	SIZE
S1	13/16"x2"



CUSTOMER		
JOB 4384M	CHECKED BY	DATE 2/19/23
QUANTITY 1	PART RF2-3	DRAWING RF2-3A

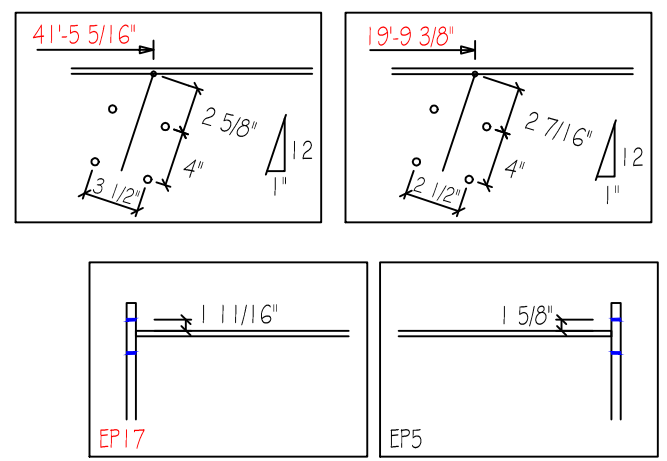
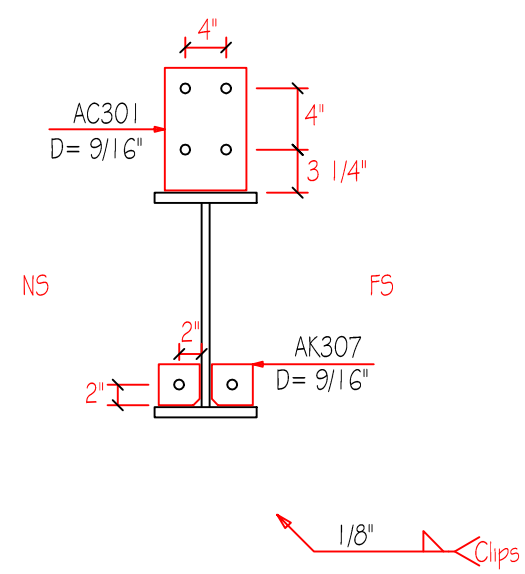
D=DIAMETER
G=GAGE

View for Section
←

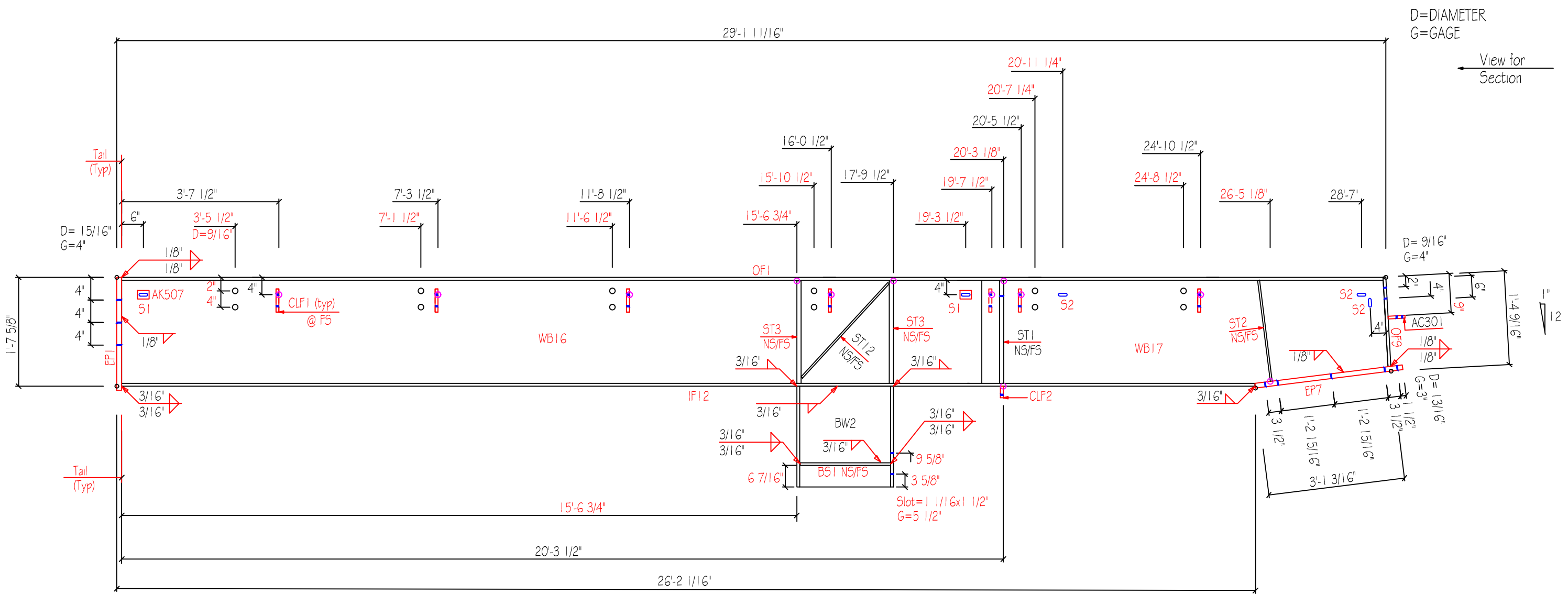


MARK	QNT	DESCRIPTION	UNIT WT	TOTAL WT
WB23	1	3/16"x2'-9"x8'-9"	184.2	184.2
WB24	1	10gax2'-9"x19'-11 1/2"	301.4	301.4
WB25	1	10gax2'-9"x19'-11 1/2"	301.4	301.4
WB15	1	10gax2'-9"x5'-1"	76.8	76.8
OF28	1	1/4"x6"x41'-8"	212.7	212.7
OF11	1	1/4"x6"x12'-1"	61.7	61.7
IF14	1	3/8"x6"x9'-3"	70.8	70.8
IF10	1	1/4"x6"x44'-6"	227.2	227.2
EP5	1	3/8"x8"x3'-5 1/8"	33.9	33.9
AK307	12	10gax3"x3"	3.8	3.8
AK504	6	1/4"x6"x6"	15.3	15.3
AC301	13	3/16"x6"x8 1/8"	44.9	44.9
EP17	1	3/8"x8"x3'-3 7/8"	33.9	33.9
Weight Sum			1568.	1568.0

SLOT TABLE	
ID	SIZE
S1	13/16"x2"

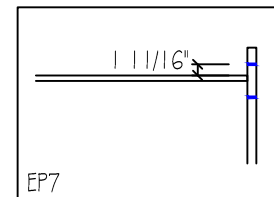
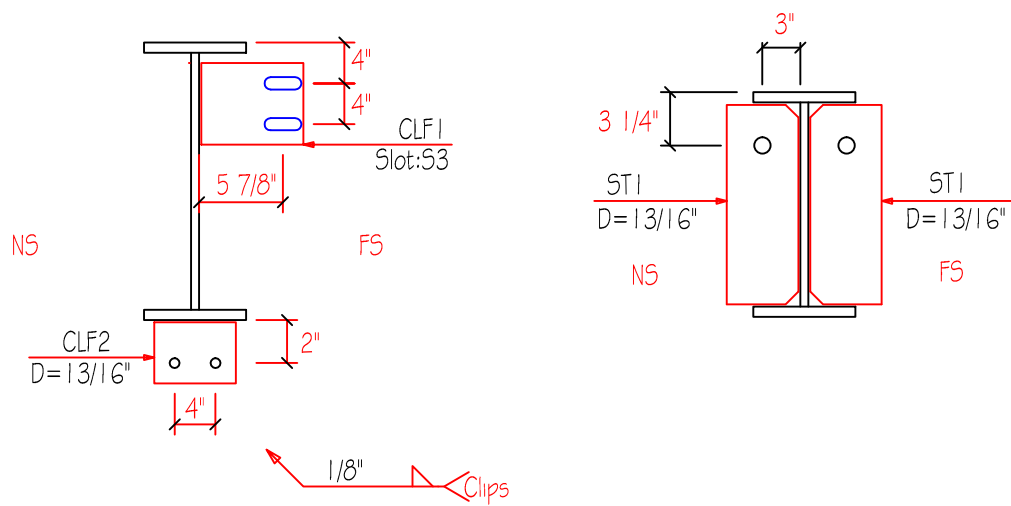


CUSTOMER		
JOB 4384M	CHECKED BY	DATE 2/19/23
QUANTITY 1	PART RF2-5	DRAWING RF2-5A



MARK	QNT	DESCRIPTION	UNIT WT	TOTAL WT
WB16	1	3/16"x1'-7"x19'-11 1/2"	241.9	241.9
WB17	1	3/16"x1'-7"x9'-2 13/16"	108.4	108.4
BW2	1	W27X84 x 1'-7"	130.2	130.2
OF1	1	1/4"x8"x29'-0 15/16"	197.9	197.9
OF9	1	1/4"x8"x1'-4 3/16"	9.2	9.2
IF12	1	3/8"x8"x26'-1 1/2"	266.7	266.7
EP1	1	1/2"x8"x1'-8"	22.7	22.7
EP7	1	3/8"x8"x3'-4 3/8"	34.3	34.3
ST1	2	3/8"x4 1/2"x1'-6 7/8"	11.2	11.2
ST2	2	1/4"x3"x1'-6 5/8"	7.9	7.9
ST3	4	3/8"x3"x1'-6 7/8"	16.0	16.0
ST12	2	1/4"x3"x2'-7 3/4"	13.6	13.6
BS1	2	3/8"x2 1/2"x2'-1 5/16"	6.7	6.7
AK507	2	1/4"x6"x6"	5.1	5.1
CLF1	7	3/16"x6"x7"	13.3	13.3
CLF2	1	3/8"x7"x4"	4.4	4.4
AC301	1	3/16"x6"x8 1/8"		
Weight Sum			1111.	1110.7

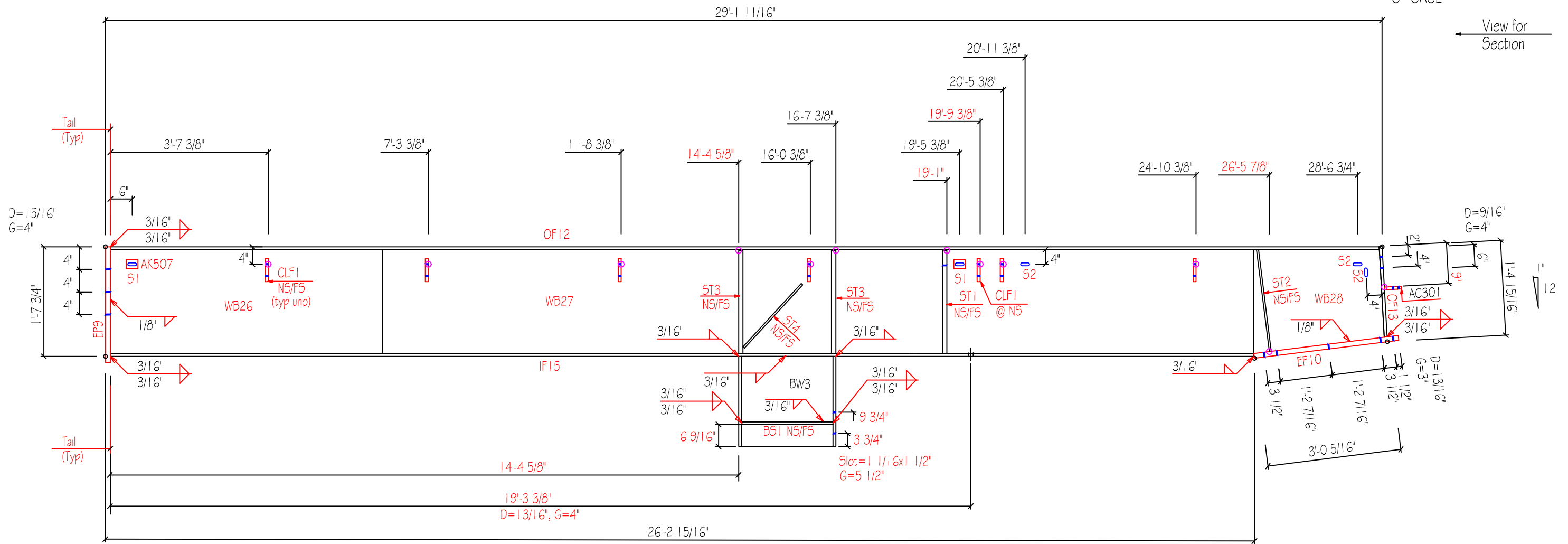
SLOT TABLE	
ID	SIZE
S1	1 1/8"x2 1/2"
S2	13/16"x2"
S3	9/16"x1"



CUSTOMER		
JOB 4384M	CHECKED BY	DATE 2/19/23
QUANTITY 1	PART RF2-6	DRAWING RF2-6A

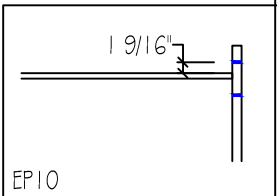
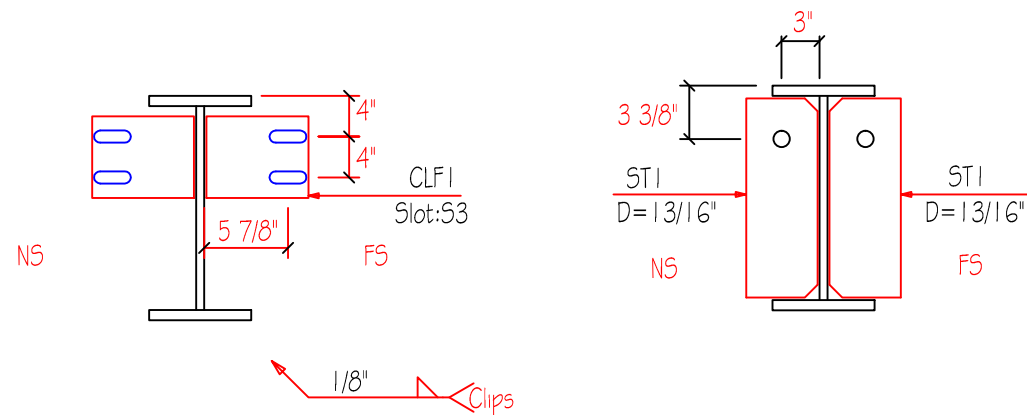
D=DIAMETER
G=GAGE

View for Section



MARK	QNT	DESCRIPTION	UNIT WT	TOTAL WT
WB26	1	3/16"x1'-7"x6'-2 3/4"	75.5	75.5
WB27	1	3/16"x1'-7"x19'-11 1/2"	241.9	241.9
WB28	1	1/4"x1'-7"x2'-11 13/16"	43.7	43.7
BW3	1	W27X84 x 1'-5"	115.3	115.3
OF12	1	3/8"x8"x29'-0 11/16"	296.6	296.6
OF13	1	3/8"x8"x1'-4 7/16"	14.0	14.0
IF15	1	3/8"x8"x26'-2 1/4"	267.3	267.3
EP9	1	5/8"x8"x1'-8 1/2"	29.1	29.1
EP10	1	1/2"x8"x3'-3 3/8"	44.7	44.7
ST1	2	3/8"x4 1/2"x1'-6 7/8"	11.2	11.2
ST2	2	1/4"x3"x1'-6 5/8"	7.9	7.9
ST3	4	3/8"x3"x1'-6 7/8"	16.0	16.0
ST4	2	1/4"x3"x1'-10"	13.6	13.6
BS1	2	3/8"x2 1/2"x2'-1 5/16"	6.7	6.7
AK507	2	1/4"x6"x6"	5.1	5.1
CLF1	7	3/16"x6"x7"	26.6	26.6
AC301	1	3/16"x6"x8 1/8"		
Weight Sum			1228.	1228.

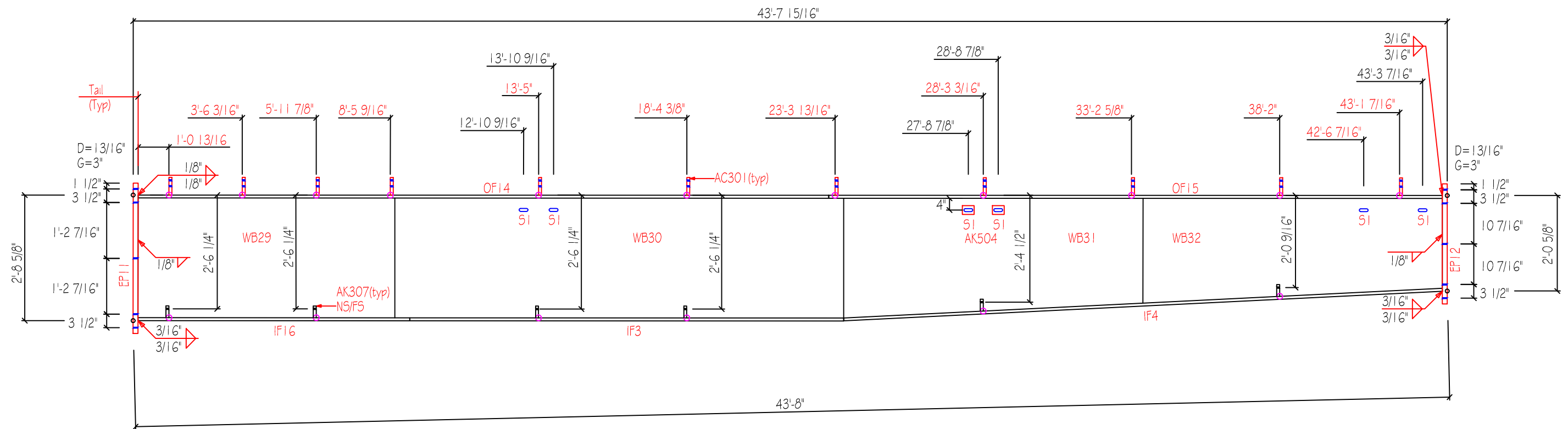
SLOT TABLE	
ID	SIZE
S1	1 1/8"x2 1/2"
S2	13/16"x2"
S3	9/16"x1"



CUSTOMER		
JOB 4384M	CHECKED BY	DATE 2/19/23
QUANTITY 1	PART RF3-1	DRAWING RF3-1A

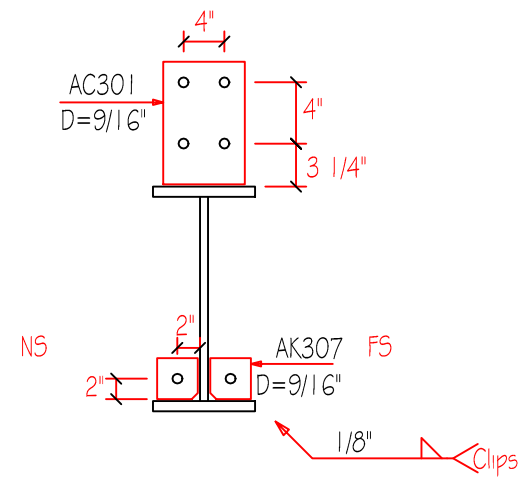
D=DIAMETER
G=GAGE

View for Section



MARK	QNT	DESCRIPTION	UNIT WT	TOTAL WT
WB29	4	1/4"x2'-8"x8'-6 15/16"	233.5	934.1
WB30	4	3/16"x2'-8"x15'-0"	306.2	1225.0
WB31	4	10gax2'-8"x10'-0"	137.3	549.3
WB32	4	3/16"x2'-4"x10'-0"	166.0	663.9
OF14	4	1/4"x6"x23'-0 15/16"	117.8	471.2
OF15	4	3/8"x6"x20'-6"	156.9	627.8
IF16	4	3/8"x6"x9'-0 15/16"	69.5	278.0
IF3	4	1/4"x6"x14'-6"	74.0	296.0
IF4	4	1/4"x6"x20'-0 1/8"	102.1	408.6
EP11	4	1/2"x8"x3'-2 7/8"	44.1	176.4
EP12	4	1/2"x6"x2'-6 7/8"	26.3	105.1
AK307	48	10gax3"x3"	3.8	15.4
AK504	8	1/4"x6"x6"	5.1	20.4
AC301	44	3/16"x6"x8 1/8"	38.0	151.8
Weight Sum			1481.	5922.8

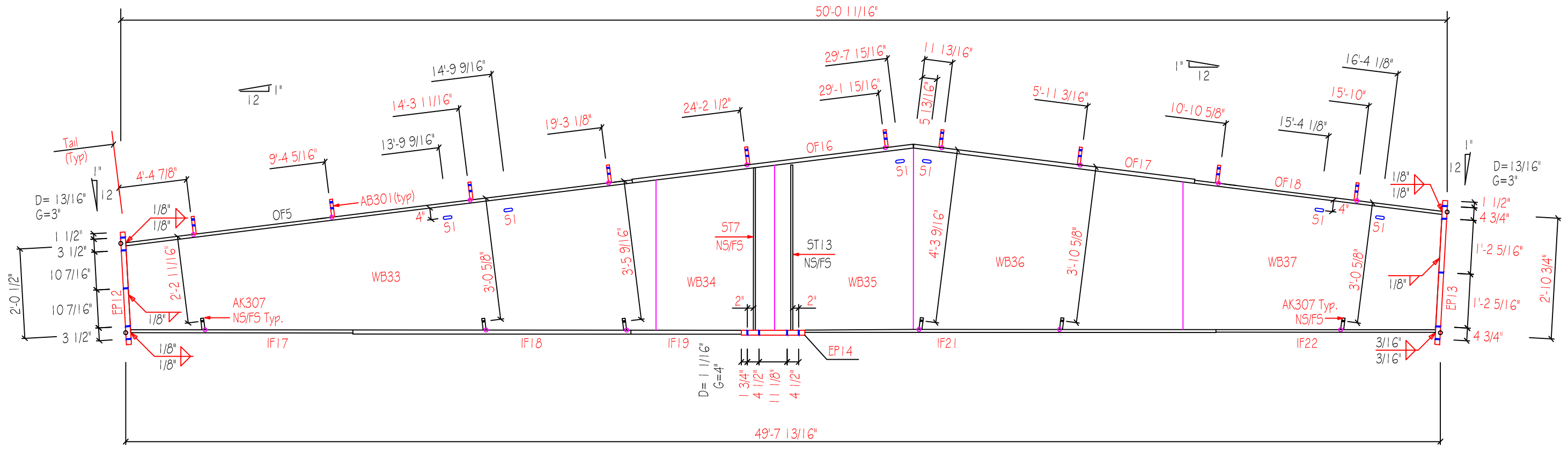
SLOT TABLE	
ID	SIZE
S1	13/16"x2"



CUSTOMER		
JOB 4384M	CHECKED BY	DATE 2/19/23
QUANTITY 4	PART RF3-2	DRAWING RF3-2A

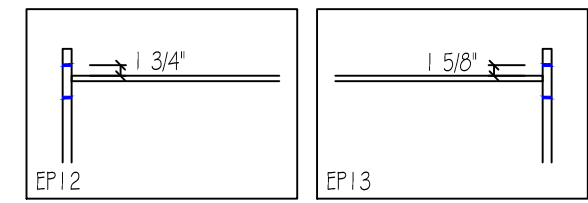
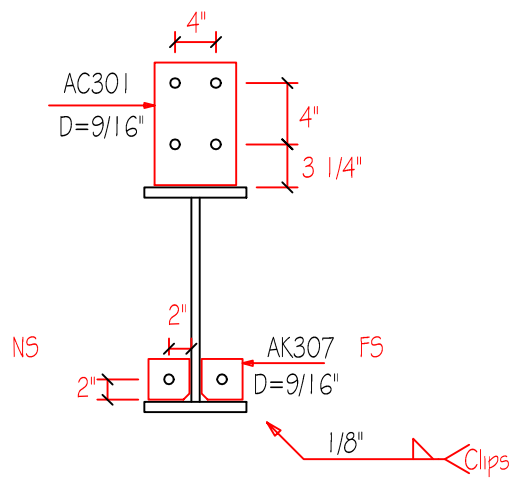
D=DIAMETER
G=GAGE

View for Section



MARK	QNT	DESCRIPTION	UNIT WT	TOTAL WT
WB33	4	1/4"x3'-7 15/16"x19'-11 1/2"	564.5	2257.9
WB34	4	1/4"x4'-1"x5'-1"	213.6	854.3
WB35	4	5/16"x4'-6"x5'-0"	234.1	936.4
WB36	4	5/16"x4'-6"x10'-0"	492.2	1968.6
WB37	4	1/4"x3'-8"x9'-11 3/16"	321.3	1285.0
OF5	4	1/4"x6"x19'-6"	99.5	398.1
OF16	4	3/8"x8"x10'-7 3/4"	108.7	434.6
OF17	4	3/8"x8"x10'-6"	107.2	428.8
OF18	4	1/4"x8"x9'-6"	64.7	258.6
IF17	4	1/4"x6"x9'-6 5/16"	48.6	194.5
IF18	4	3/8"x6"x10'-0 3/8"	76.8	307.2
IF19	4	3/8"x8"x4'-3 15/16"	44.9	179.5
IF21	4	1/2"x8"x14'-5 1/4"	196.4	786.0
IF22	4	3/8"x8"x9'-3 1/4"	97.3	389.1
EP12	4	1/2"x6"x2'-6 7/8"	26.3	105.1
EP13	4	1/2"x8"x3'-5 1/8"	45.2	180.9
EP14	4	5/8"x8"x1'-11 5/8"	31.3	125.1
ST7	8	5/8"x3"x4'-0 1/8"	49.2	197.0
AK307	48	10gax3"x3"	3.8	15.4
AC301	40	3/16"x6"x8 1/8"	34.5	138.0
ST13	8	5/8"x3"x4'-1 1/2"	49.2	197.0
Weight Sum			2909.	11637.0

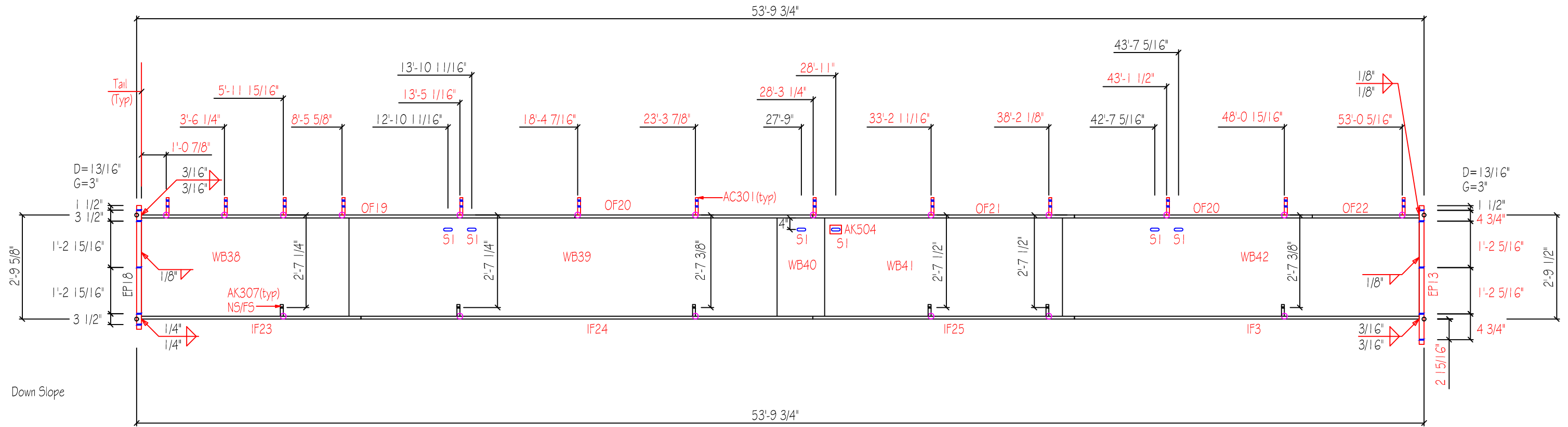
SLOT TABLE	
ID	SIZE
S1	13/16"x2"



CUSTOMER		
JOB 4384M	CHECKED BY	DATE 2/19/23
QUANTITY 4	PART RF3-3	DRAWING RF3-3A

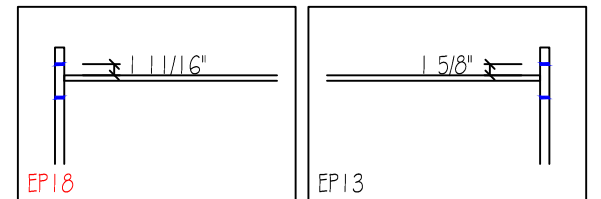
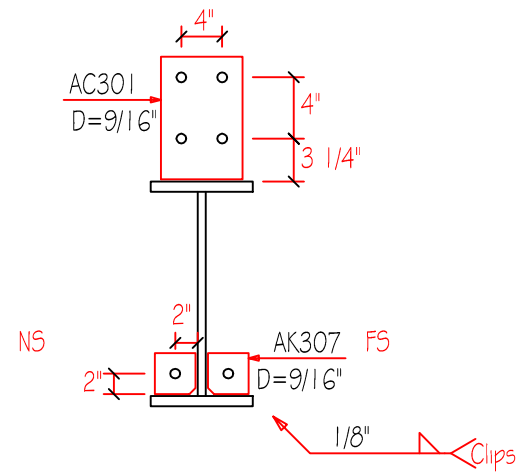
D=DIAMETER
G=GAGE

View for Section

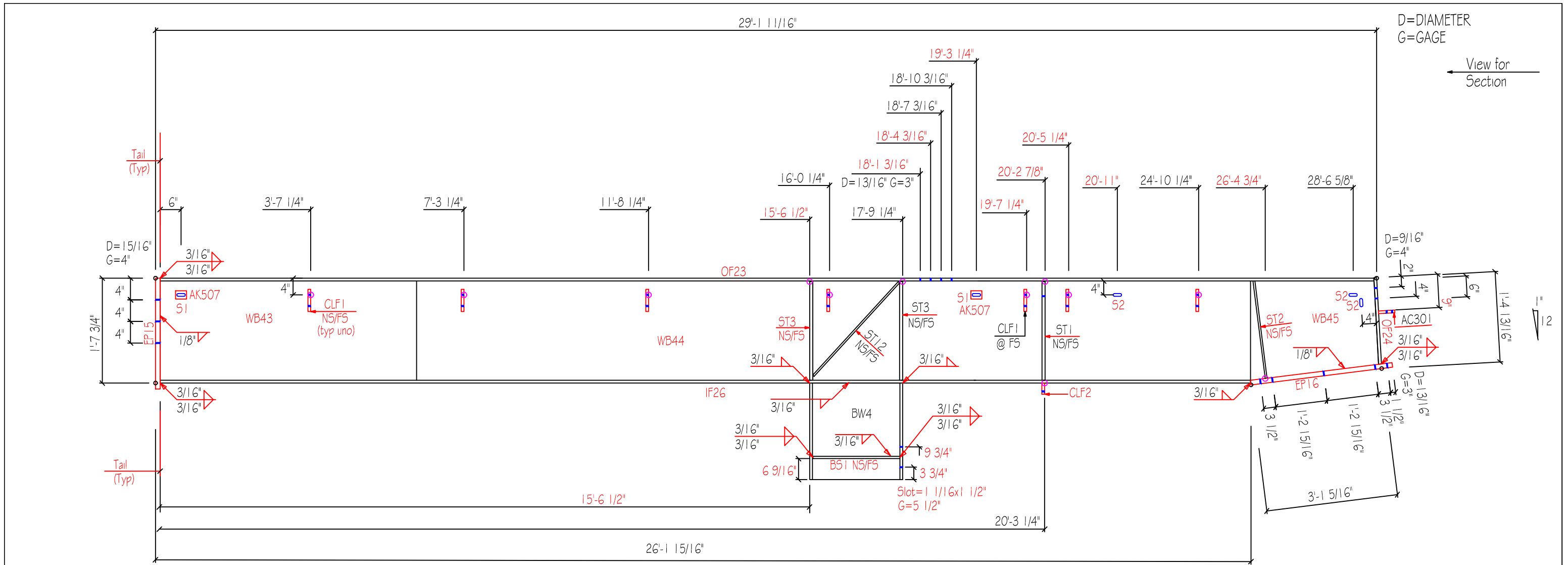


MARK	QNT	DESCRIPTION	UNIT WT	TOTAL WT
WB38	4	1/4"x2'-9"x8'-8 3/4"	245.1	980.3
WB39	4	3/16"x2'-9"x18'-0"	379.0	1515.9
WB40	4	3/16"x2'-9"x2'-0"	42.1	168.4
WB41	4	10qax2'-9"x10'-0"	151.0	604.1
WB42	4	3/16"x2'-9"x15'-0"	315.8	1263.3
OF19	4	1/4"x6"x18'-2 3/4"	93.1	372.2
OF20	8	3/8"x6"x10'-0"	153.1	612.5
OF21	4	1/2"x6"x11'-0"	112.3	449.2
OF22	4	1/4"x6"x4'-6"	23.0	91.9
IF23	4	3/8"x6"x9'-2 3/4"	70.7	282.6
IF24	4	1/4"x6"x19'-0"	97.0	387.9
IF25	4	3/8"x6"x11'-0"	84.2	336.9
IF3	4	1/4"x6"x14'-6"	74.0	296.0
EP18	4	1/2"x8"x3'-3 7/8"	45.2	180.9
AK307	48	10qax3"x3"	3.8	15.4
AK504	4	1/4"x6"x6"	2.5	10.2
AC301	52	3/16"x6"x8 1/8"	44.9	179.4
EP13	4	1/2"x8"x3'-5 1/8"	45.2	180.9
Weight Sum			1982.	7928.0

SLOT TABLE	
ID	SIZE
S1	13/16"x2"

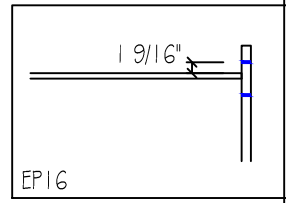
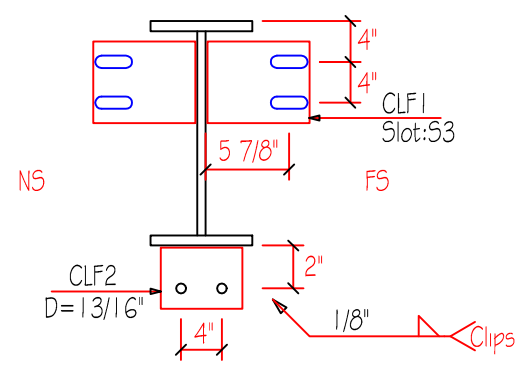
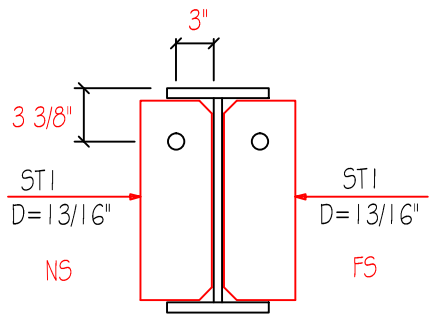


CUSTOMER		
JOB 4384M	CHECKED BY	DATE 2/19/23
QUANTITY 4	PART RF3-4	DRAWING RF3-4A

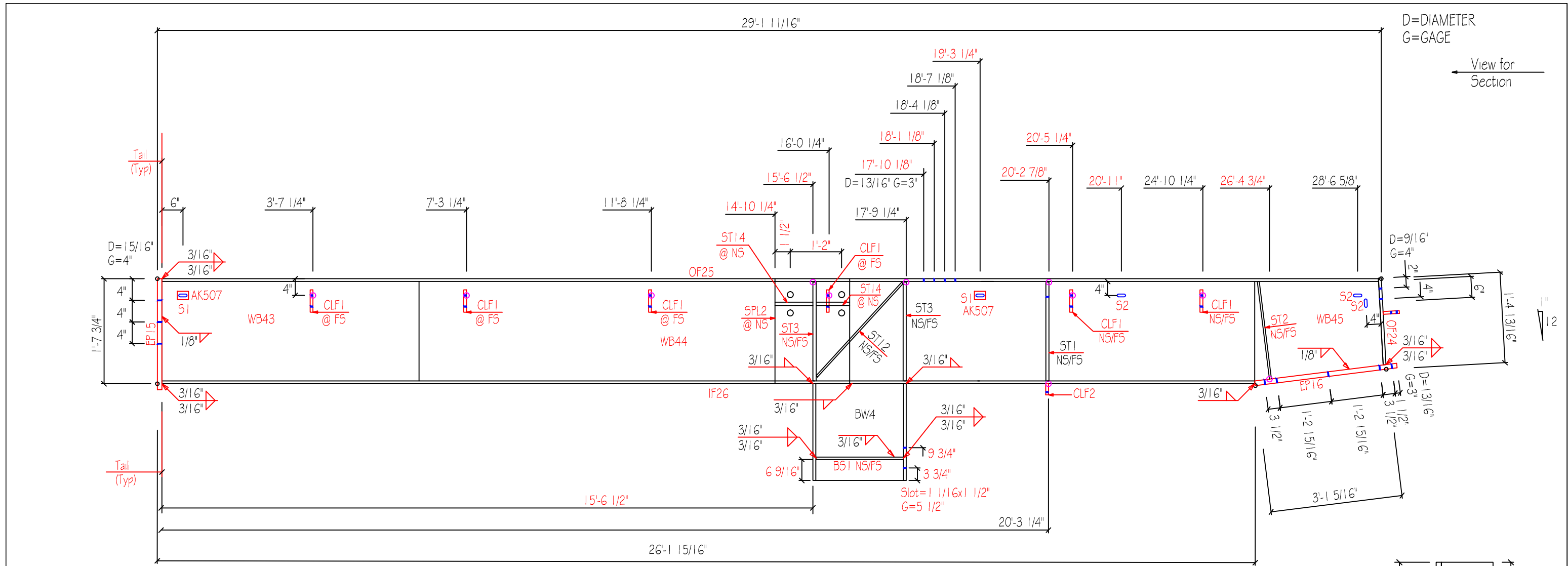


MARK	QNT	DESCRIPTION	UNIT WT	TOTAL WT
WB43	1	3/16"x1'-7"x6'-1 5/8"	74.4	74.4
WB44	1	3/16"x1'-7"x19'-11 1/2"	241.9	241.9
WB45	1	1/4"x1'-7"x3'-0 13/16"	44.8	44.8
BW4	1	W27X84 x 1'-7"	129.3	129.3
OF23	1	3/8"x8"x29'-0 9/16"	296.5	296.5
OF24	1	3/8"x8"x1'-4 5/16"	13.9	13.9
IF26	1	3/8"x8"x26'-1 1/8"	266.4	266.4
EP15	1	3/4"x8"x1'-8 1/2"	34.9	34.9
EP16	1	1/2"x8"x3'-4 3/8"	45.8	45.8
ST1	2	3/8"x4 1/2"x1'-6 7/8"	11.2	11.2
ST2	2	1/4"x3"x1'-6 5/8"	7.9	7.9
ST3	4	3/8"x3"x1'-6 7/8"	8.0	8.0
ST12	2	1/4"x3"x2'-7 3/4"	13.6	13.6
BS1	2	3/8"x2 1/2"x2'-1 5/16"	6.7	6.7
AK507	2	1/4"x6"x6"	5.1	5.1
CLF1	13	3/16"x6"x7"	26.6	26.6
CLF2	1	3/8"x7"x4"	4.4	4.4
AC301	1	3/16"x6"x8 1/8"		
Weight Sum			1252.	1252.

SLOT TABLE	
ID	SIZE
S1	1 1/8"x2 1/2"
S2	13/16"x2"
S3	9/16"x1"

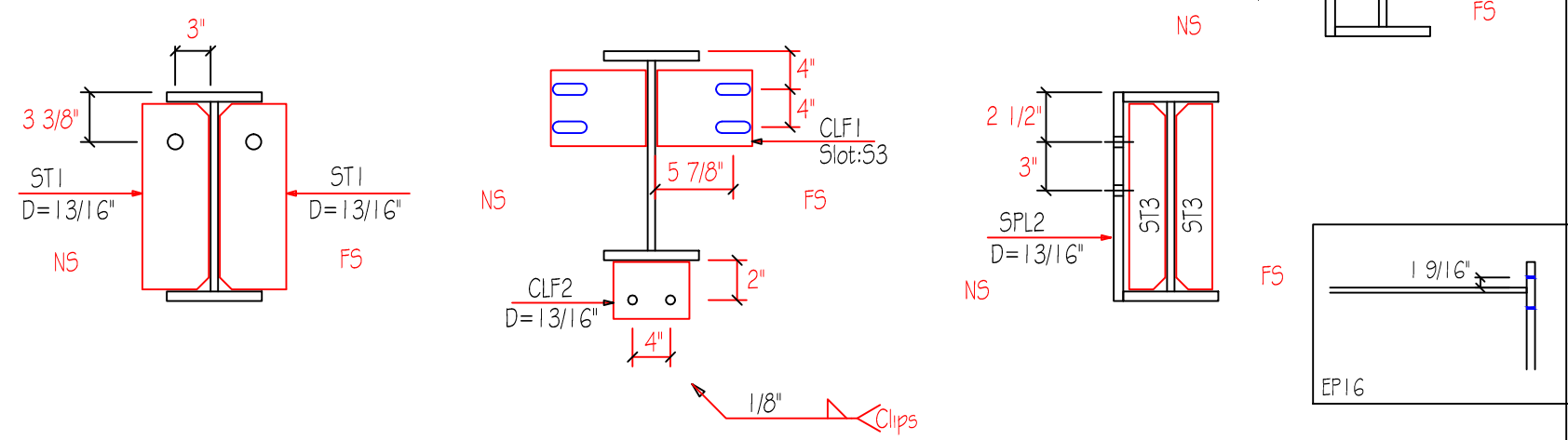


CUSTOMER		
JOB 4384M	CHECKED BY	DATE 2/19/23
QUANTITY 1	PART RF3-5	DRAWING RF3-5A



MARK	QNT	DESCRIPTION	UNIT WT	TOTAL WT
WB43	1	3/16"x1'-7"x6'-1 5/8"	74.4	74.4
WB44	1	3/16"x1'-7"x19'-11 1/2"	241.9	241.9
WB45	1	1/4"x1'-7"x3'-0 13/16"	44.8	44.8
BW4	1	W27X84 x 1'-7"	129.3	129.3
OF25	1	3/8"x8"x29'-0 9/16"	296.5	296.5
OF24	1	3/8"x8"x1'-4 5/16"	13.9	13.9
IF26	1	3/8"x8"x26'-1 1/8"	266.4	266.4
EP15	1	3/4"x8"x1'-8 1/2"	34.9	34.9
EP16	1	1/2"x8"x3'-4 3/8"	45.8	45.8
ST1	2	3/8"x4 1/2"x1'-6 7/8"	11.2	11.2
ST2	2	1/4"x3"x1'-6 5/8"	7.9	7.9
ST3	4	3/8"x3"x1'-6 7/8"	8.0	8.0
ST12	2	1/4"x3"x2'-7 3/4"	13.6	13.6
ST14	2	1/4"x4"x8 1/4"		
BS1	2	3/8"x2 1/2"x2'-1 5/16"	6.7	6.7
AK507	2	1/4"x6"x6"	5.1	5.1
CLF1	8	3/16"x6"x7"	26.6	26.6
CLF2	1	3/8"x7"x4"	4.4	4.4
SPL2	1	3/8"x1'-5"x1'-7 3/4"		
Weight Sum			1252.	1252.

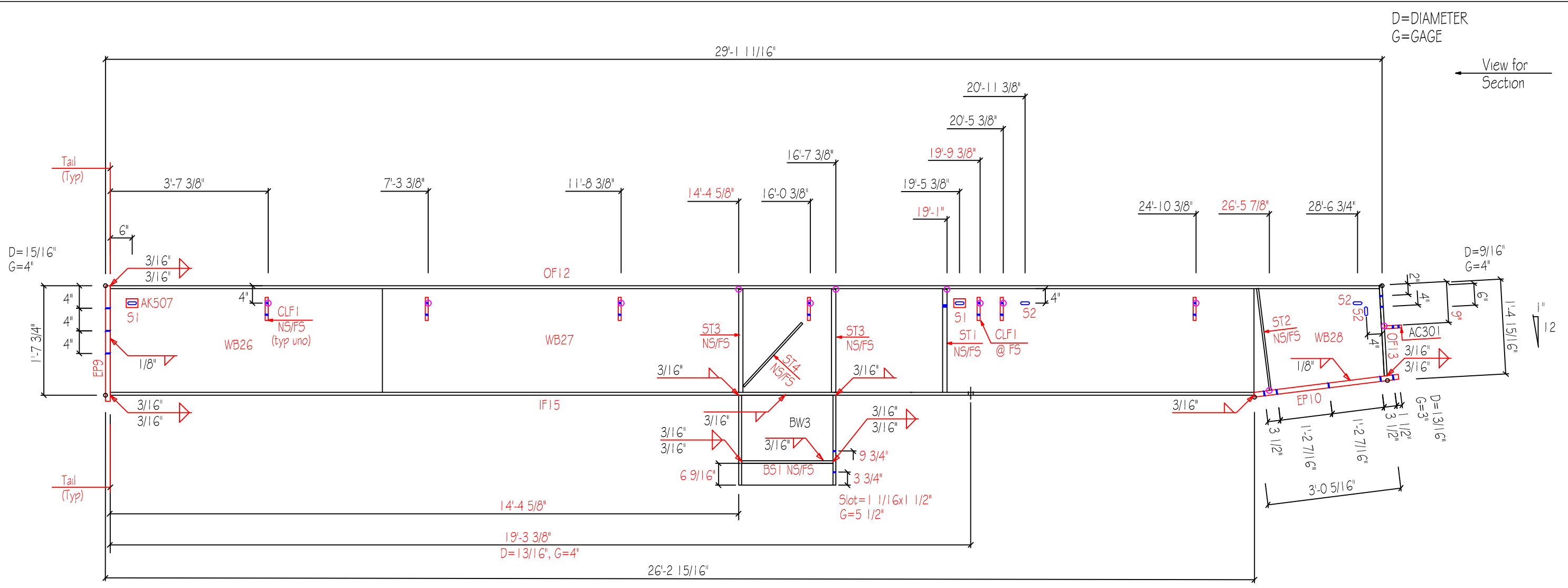
SLOT TABLE	
ID	SIZE
S1	1 1/8"x2 1/2"
S2	13/16"x2"
S3	9/16"x1"



CUSTOMER		
JOB 4384M	CHECKED BY	DATE 2/19/23
QUANTITY 1	PART RF3-6	DRAWING RF3-GA

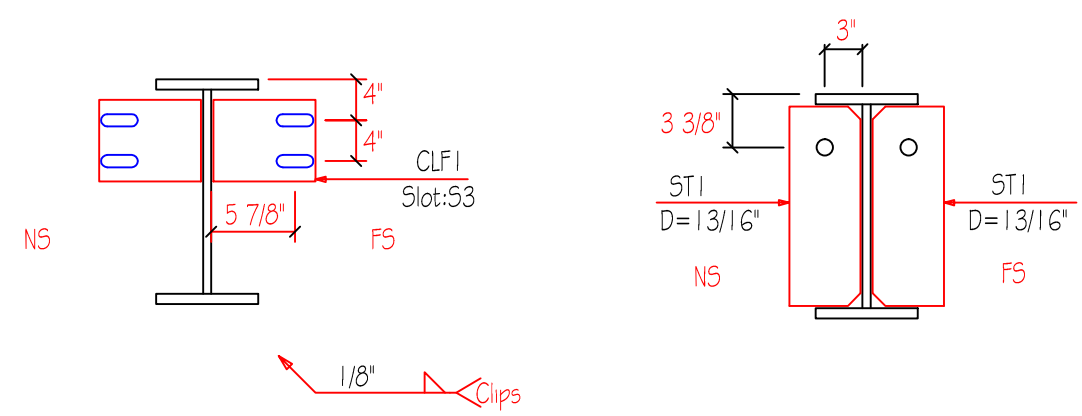
D=DIAMETER
G=GAGE

View for Section

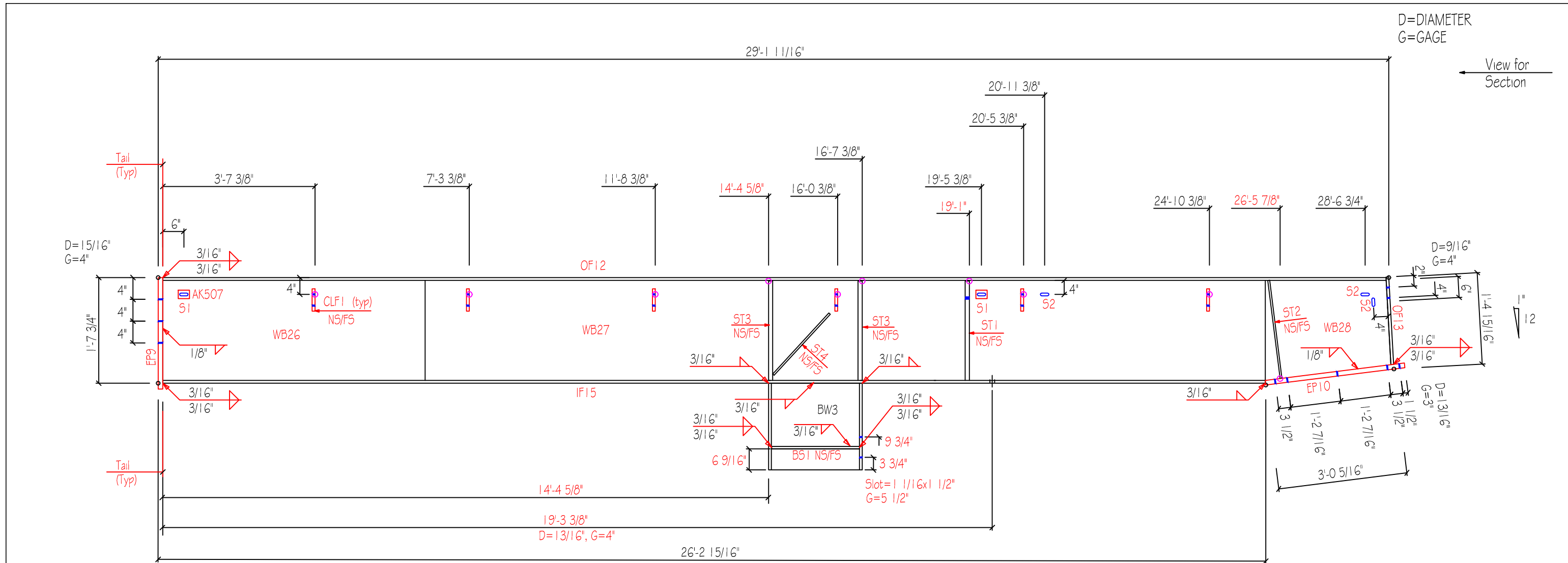


MARK	QNT	DESCRIPTION	UNIT WT	TOTAL WT
WB26	1	3/16"x1'-7"x6'-2 3/4"	75.5	75.5
WB27	1	3/16"x1'-7"x19'-11 1/2"	241.9	241.9
WB28	1	1/4"x1'-7"x2'-11 13/16"	43.7	43.7
BW3	1	W27X84 x 1'-5"	115.3	115.3
OF12	1	3/8"x8"x29'-0 11/16"	296.6	296.6
OF13	1	3/8"x8"x1'-4 7/16"	14.0	14.0
IF15	1	3/8"x8"x26'-2 1/4"	267.3	267.3
EP9	1	5/8"x8"x1'-8 1/2"	29.1	29.1
EP10	1	1/2"x8"x3'-3 3/8"	44.7	44.7
ST1	2	3/8"x4 1/2"x1'-6 7/8"	11.2	11.2
ST2	2	1/4"x3"x1'-6 5/8"	7.9	7.9
ST3	4	3/8"x3"x1'-6 7/8"	16.0	16.0
ST4	2	1/4"x3"x1'-10"	13.6	13.6
BS1	2	3/8"x2 1/2"x2'-1 5/16"	6.7	6.7
AK507	2	1/4"x6"x6"	5.1	5.1
CLF1	7	3/16"x6"x7"	26.6	26.6
AC301	1	3/16"x6"x8 1/8"		
Weight Sum			1228.	1228.

SLOT TABLE	
ID	SIZE
S1	1 1/8"x2 1/2"
S2	13/16"x2"
S3	9/16"x1"

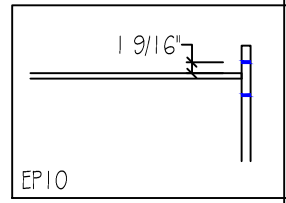
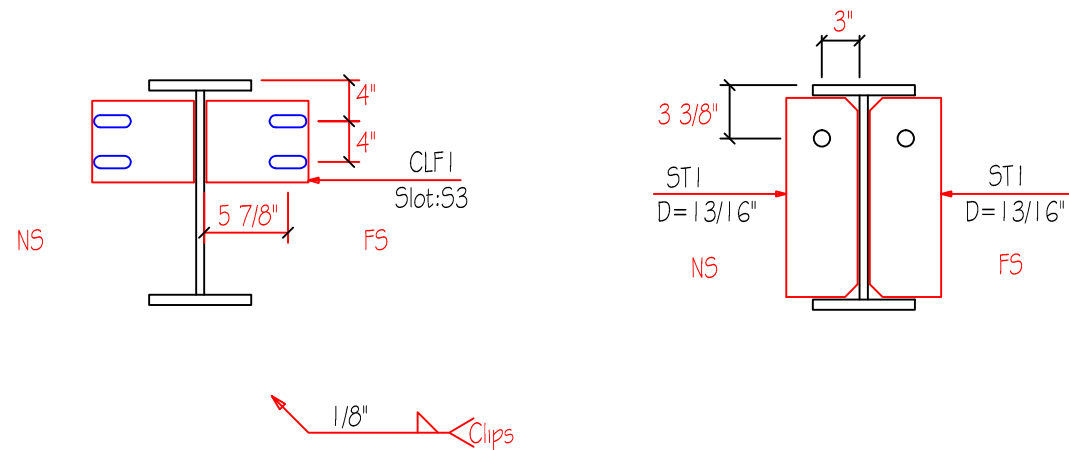


CUSTOMER		
JOB 4384M	CHECKED BY	DATE 2/19/23
QUANTITY 1	PART RF3-8	DRAWING RF3-8A

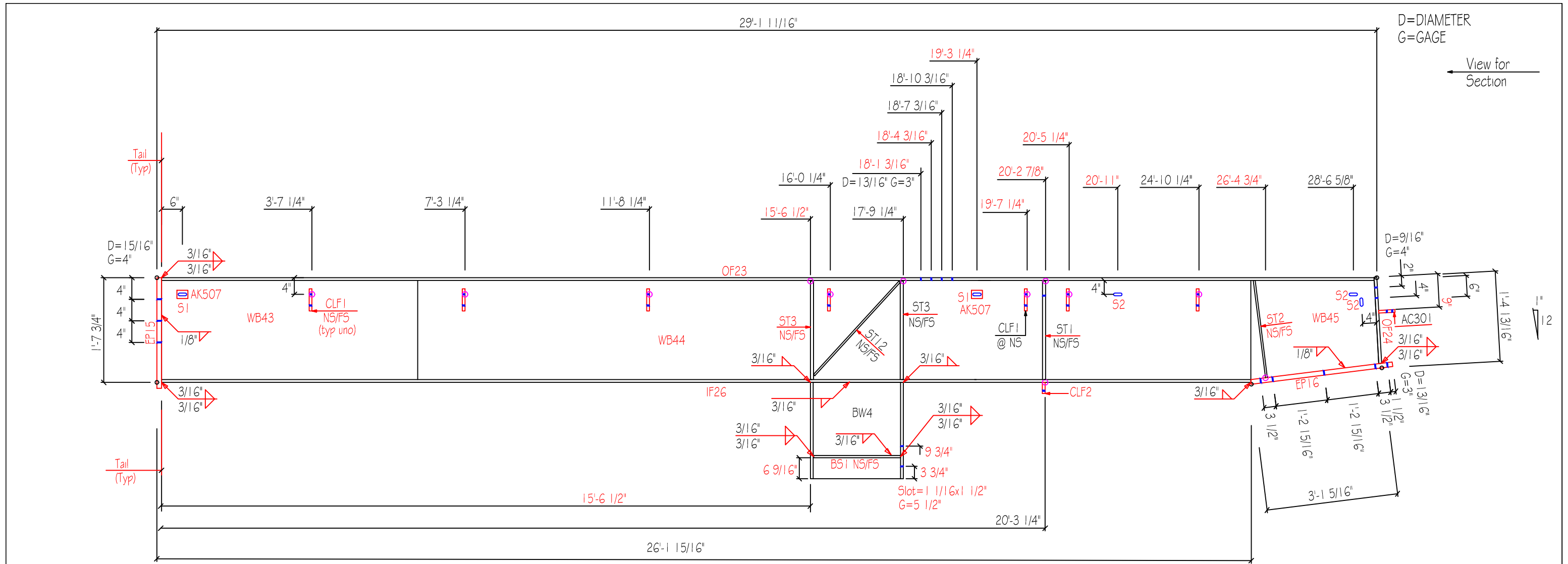


MARK	QNT	DESCRIPTION	UNIT WT	TOTAL WT
WB26	2	3/16"x1'-7"x6'-2 3/4"	75.5	151.0
WB27	2	3/16"x1'-7"x19'-11 1/2"	241.9	483.8
WB28	2	1/4"x1'-7"x2'-11 13/16"	43.7	87.4
BW3	2	W27X84 x 1'-5"	115.3	230.6
OF12	2	3/8"x8"x29'-0 11/16"	296.6	593.2
OF13	2	3/8"x8"x1'-4 7/16"	14.0	28.0
IF15	2	3/8"x8"x26'-2 1/4"	267.3	534.6
EP9	2	5/8"x8"x1'-8 1/2"	29.1	58.2
EP10	2	1/2"x8"x3'-3 3/8"	44.7	89.4
ST1	4	3/8"x4 1/2"x1'-6 7/8"	11.2	22.4
ST2	4	1/4"x3"x1'-6 5/8"	7.9	15.8
ST3	8	3/8"x3"x1'-6 7/8"	16.0	32.0
ST4	4	1/4"x3"x1'-10"	13.6	27.2
BS1	4	3/8"x2 1/2"x2'-1 5/16"	6.7	13.4
AK507	4	1/4"x6"x6"	5.1	10.2
CLF1	12	3/16"x6"x7"	26.6	53.2
Weight Sum			1228.	2456.

SLOT TABLE	
ID	SIZE
S1	1 1/8"x2 1/2"
S2	13/16"x2"
S3	9/16"x1"

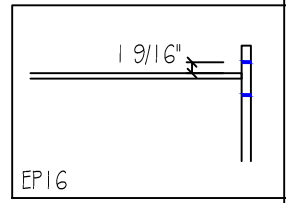
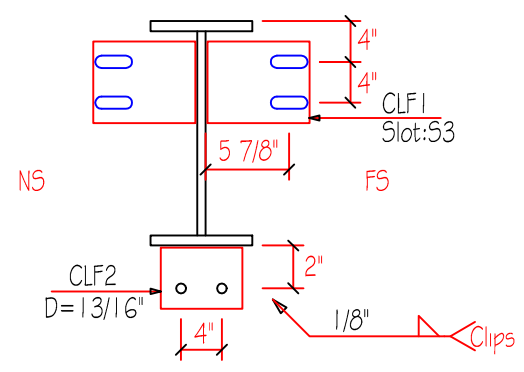
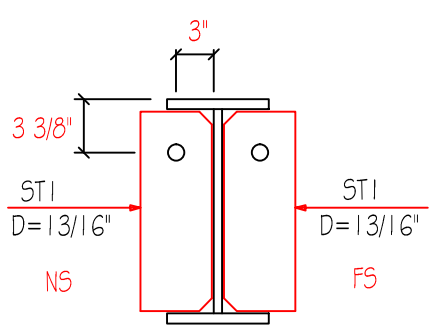


CUSTOMER		
JOB 4384M	CHECKED BY	DATE 2/19/23
QUANTITY 2	PART RF3-9	DRAWING RF3-9A

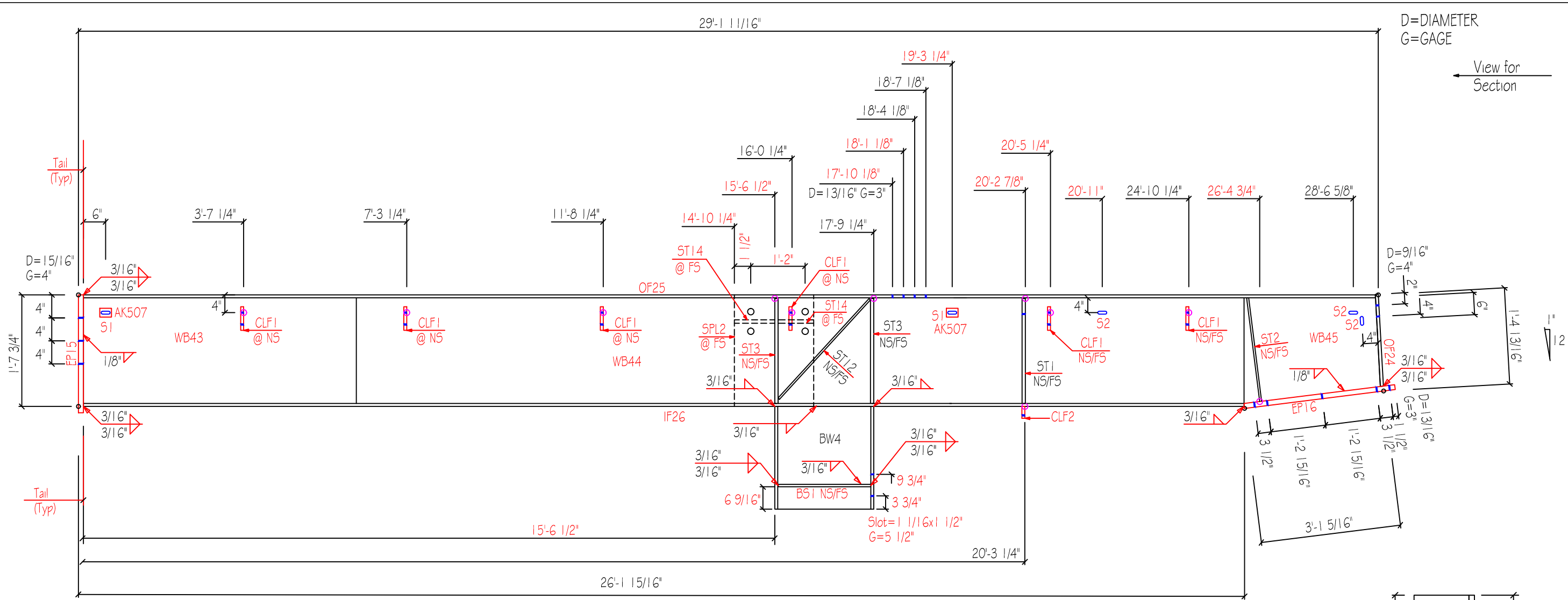


MARK	QNT	DESCRIPTION	UNIT WT	TOTAL WT
WB43	1	3/16"x1'-7"x6'-1 5/8"	74.4	74.4
WB44	1	3/16"x1'-7"x19'-11 1/2"	241.9	241.9
WB45	1	1/4"x1'-7"x3'-0 13/16"	44.8	44.8
BW4	1	W27X84 x 1'-7"	129.3	129.3
OF23	1	3/8"x8"x29'-0 9/16"	296.5	296.5
OF24	1	3/8"x8"x1'-4 5/16"	13.9	13.9
IF26	1	3/8"x8"x26'-1 1/8"	266.4	266.4
EP15	1	3/4"x8"x1'-8 1/2"	34.9	34.9
EP16	1	1/2"x8"x3'-4 3/8"	45.8	45.8
ST1	2	3/8"x4 1/2"x1'-6 7/8"	11.2	11.2
ST2	2	1/4"x3"x1'-6 5/8"	7.9	7.9
ST3	4	3/8"x3"x1'-6 7/8"	8.0	8.0
ST12	2	1/4"x3"x2'-7 3/4"	13.6	13.6
BS1	2	3/8"x2 1/2"x2'-1 5/16"	6.7	6.7
AK507	2	1/4"x6"x6"	5.1	5.1
CLF1	13	3/16"x6"x7"	26.6	26.6
CLF2	1	3/8"x7"x4"	4.4	4.4
AC301	1	3/16"x6"x8 1/8"		
Weight Sum			1252.	1252.

SLOT TABLE	
ID	SIZE
S1	1 1/8"x2 1/2"
S2	13/16"x2"
S3	9/16"x1"



CUSTOMER		
JOB 4384M	CHECKED BY	DATE 2/19/23
QUANTITY 1	PART RF3-10	DRAWING RF3-10A

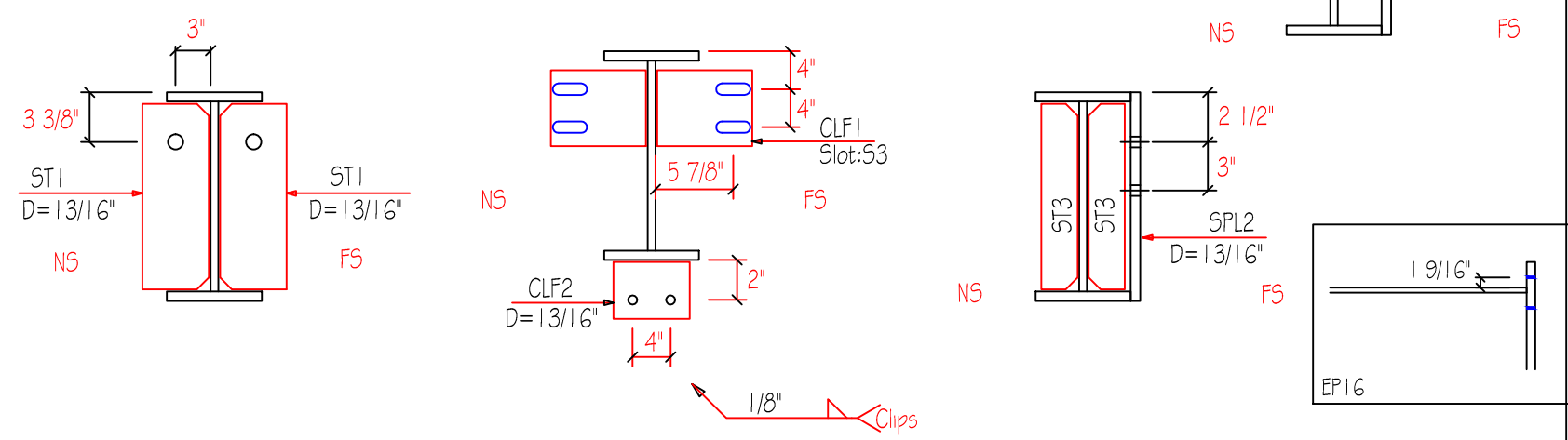


D=DIAMETER
G=GAGE

View for Section

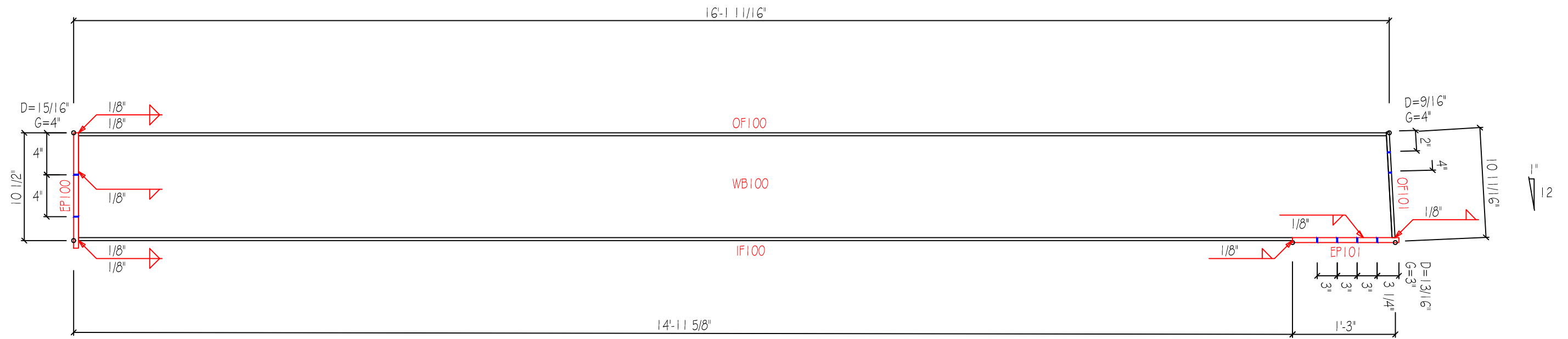
MARK	QNT	DESCRIPTION	UNIT WT	TOTAL WT
WB43	1	3/16"x1'-7"x6'-1 5/8"	74.4	74.4
WB44	1	3/16"x1'-7"x19'-11 1/2"	241.9	241.9
WB45	1	1/4"x1'-7"x3'-0 13/16"	44.8	44.8
BW4	1	W27X84 x 1'-7"	129.3	129.3
OF25	1	3/8"x8"x29'-0 9/16"	296.5	296.5
OF24	1	3/8"x8"x1'-4 5/16"	13.9	13.9
IF26	1	3/8"x8"x26'-1 1/8"	266.4	266.4
EP15	1	3/4"x8"x1'-8 1/2"	34.9	34.9
EP16	1	1/2"x8"x3'-4 3/8"	45.8	45.8
ST1	2	3/8"x4 1/2"x1'-6 7/8"	11.2	11.2
ST2	2	1/4"x3"x1'-6 5/8"	7.9	7.9
ST3	4	3/8"x3"x1'-6 7/8"	8.0	8.0
ST12	2	1/4"x3"x2'-7 3/4"	13.6	13.6
ST14	2	1/4"x4"x8 1/4"		
BS1	2	3/8"x2 1/2"x2'-1 5/16"	6.7	6.7
AK507	2	1/4"x6"x6"	5.1	5.1
CLF1	8	3/16"x6"x7"	26.6	26.6
CLF2	1	3/8"x7"x4"	4.4	4.4
SPL2	1	3/8"x1'-5"x1'-7 3/4"		
Weight Sum			1252.	1252.

ID	SIZE
S1	1 1/8"x2 1/2"
S2	13/16"x2"
S3	9/16"x1"

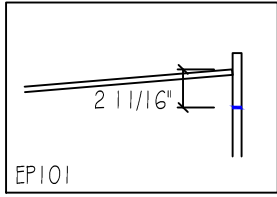


CUSTOMER		
JOB 4384M	CHECKED BY	DATE 2/19/23
QUANTITY 1	PART RF3-11	DRAWING RF3-11A

D=DIAMETER
G=GAGE



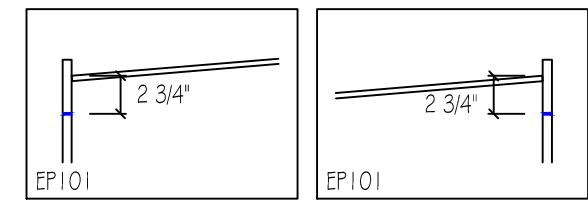
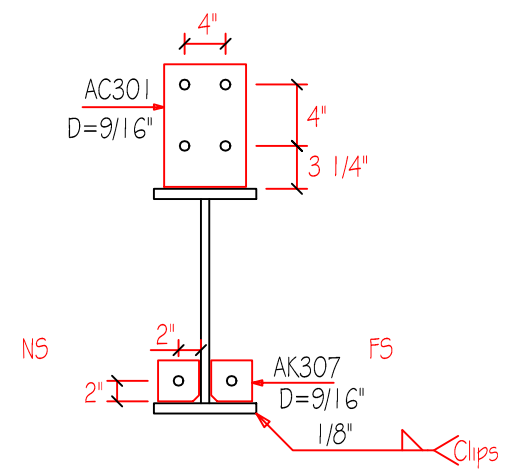
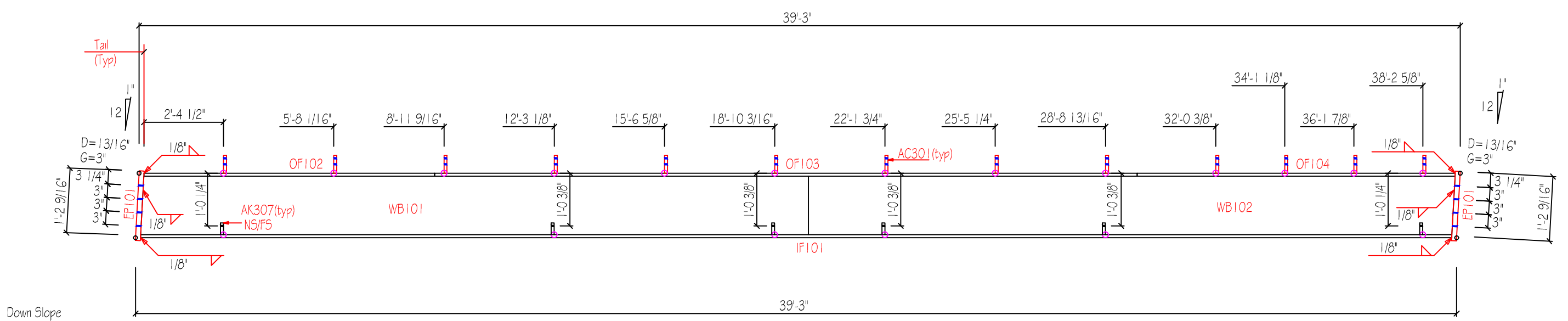
MARK	QNT	DESCRIPTION	UNIT WT	TOTAL WT
WB100	2	10gax10"x16'-1 13/16"	73.8	147.5
OF100	2	1/4"x5"x16'-0 15/16"	68.4	136.8
OF101	2	1/4"x6"x10 1/4"	4.4	8.7
IF100	2	1/4"x5"x14'-11 1/8"	63.5	127.0
EP100	2	1/2"x8"x1 1"	12.5	25.0
EP101	2	3/8"x6"x1'-3 1/2"	9.9	19.8
Weight Sum			232.	464.8



CUSTOMER		
JOB 4384LT1	CHECKED BY	DATE 2/19/23
QUANTITY 2	PART RF1-100	DRAWING RF1-100A

D=DIAMETER
G=GAGE

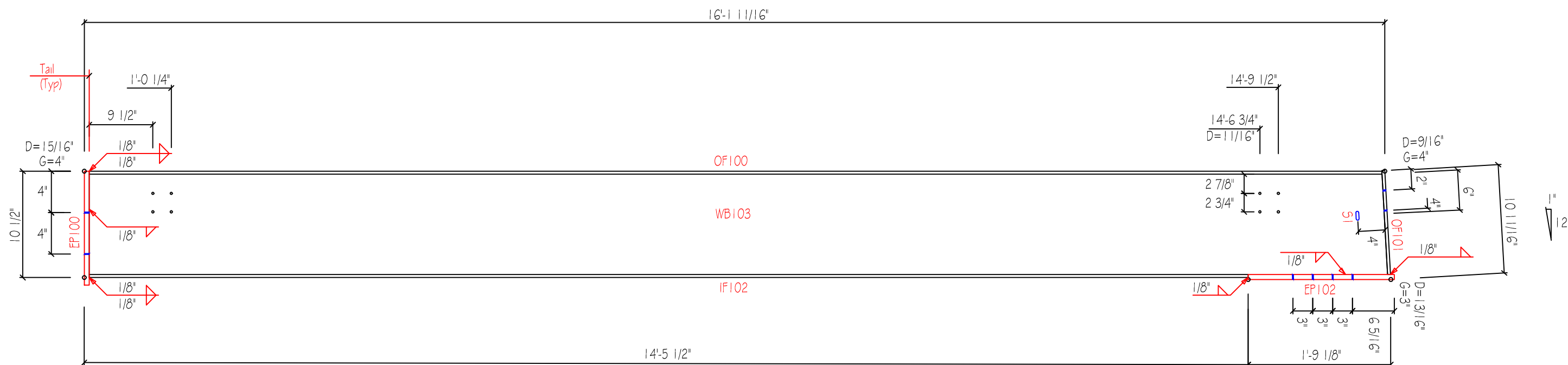
View for Section



MARK	QNT	DESCRIPTION	UNIT WT	TOTAL WT
WB101	2	10gax1'-2"x19'-11 1/2"	127.6	255.1
WB102	2	10gax1'-2"x19'-3 15/16"	123.5	247.0
OF102	2	1/4"x5"x8'-8 1/4"	36.9	73.9
OF103	2	3/8"x5"x21'-0"	134.0	268.0
OF104	2	1/4"x5"x9'-6"	40.4	80.8
IF101	2	1/4"x5"x39'-2 1/4"	166.7	333.4
EP101	4	3/8"x6"x1'-3 1/2"	19.8	39.6
AK307	24	10gax3"x3"	3.8	7.7
AC301	26	3/16"x6"x8 1/8"	44.9	89.7
Weight Sum			698.	1395.1

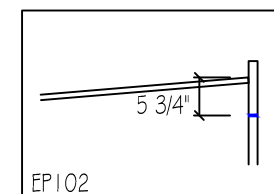
CUSTOMER		
JOB 4384LT1	CHECKED BY	DATE 2/19/23
QUANTITY 2	PART RFI-101	DRAWING RFI-101A

D=DIAMETER
G=GAGE



MARK	QNT	DESCRIPTION	UNIT WT	TOTAL WT
WB103	2	10gax10"x16'-1 13/16"	73.8	147.5
OF100	2	1/4"x5"x16'-0 15/16"	68.4	136.8
OF101	2	1/4"x6"x10 1/4"	4.4	8.7
IF102	2	1/4"x5"x14'-5"	61.3	122.6
EP100	2	1/2"x8"x1 1"	12.5	25.0
EP102	2	3/8"x6"x1'-9 5/8"	13.8	27.6
Weight Sum			234.	468.3

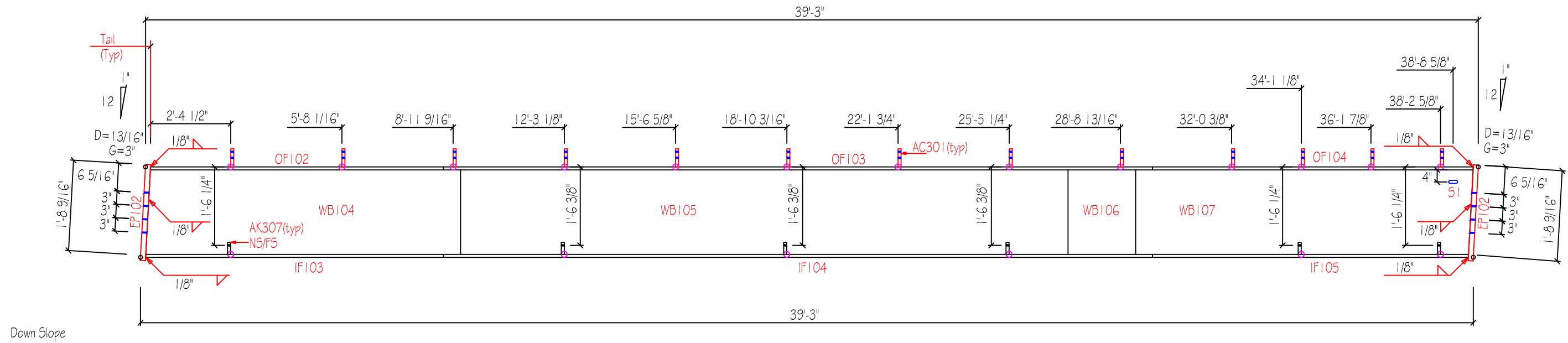
SLOT TABLE	
ID	SIZE
S1	13/16"x2"



CUSTOMER		
JOB 4384LT1	CHECKED BY	DATE 2/19/23
QUANTITY 2	PART RF2-100	DRAWING RF2-100A

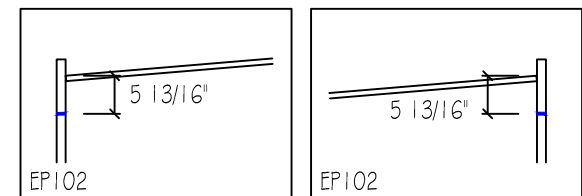
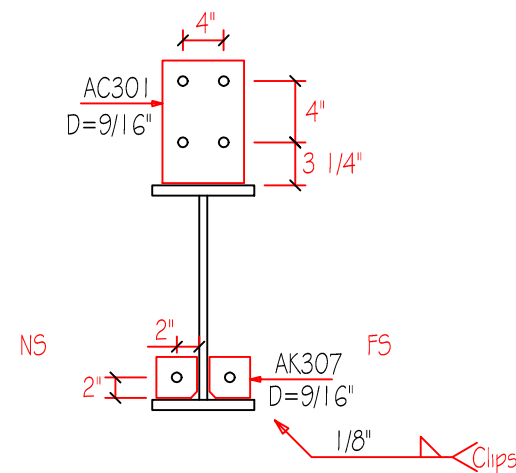
D=DIAMETER
G=GAGE

View for
Section



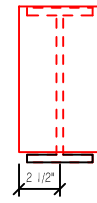
MARK	QNT	DESCRIPTION	UNIT WT	TOTAL WT
WB104	2	3/16"x1'-8"x9'-3 15/16"	118.1	236.2
WB105	2	10qax1'-8"x18'-0"	164.8	329.5
WB106	2	10qax1'-8"x2'-0"	18.3	36.6
WB107	2	3/16"x1'-8"x10'-0"	126.7	253.4
OF102	2	1/4"x5"x8'-8 1/4"	36.9	73.9
OF103	2	3/8"x5"x21'-0"	134.0	268.0
OF104	2	1/4"x5"x9'-6"	40.4	80.8
IF103	2	1/4"x5"x8'-9 15/16"	37.5	75.1
IF104	2	3/8"x5"x21'-0"	134.0	268.0
IF105	2	1/4"x5"x9'-4 5/16"	39.8	79.6
EP102	4	3/8"x6"x1'-9 5/8"	27.6	55.2
AK307	24	10qax3"x3"	3.8	7.7
AC301	26	3/16"x6"x8 1/8"	44.9	89.7
Weight Sum			927.	1853.7

SLOT TABLE	
ID	SIZE
S1	13/16"x2"



CUSTOMER		
JOB 4384LT1	CHECKED BY	DATE 2/19/23
QUANTITY 2	PART RF2-101	DRAWING RF2-101A

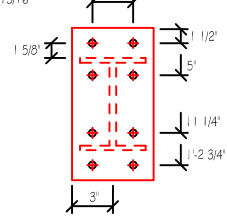
EPW100



1/4" x 5" x 7 3/4"

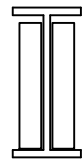
EPW101

D= 13/16"



3/8" x 6" x 1'-4 1/4"

STW100



3/16" x 2 1/2" x 7 3/8"

Job: 4384LT1

Date: 2/19/23

SIZE: W08542


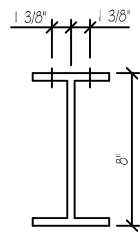
Finish: Red Oxide

Length: 14'-4"

Qty: 2

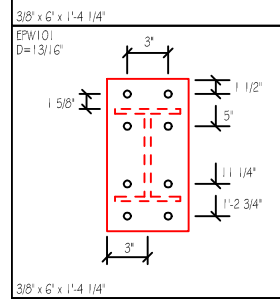
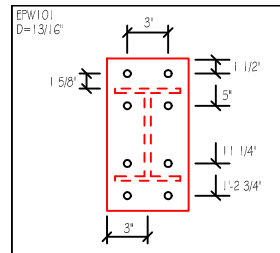
Mark: WF-100

VIEW FOR SECTIONS

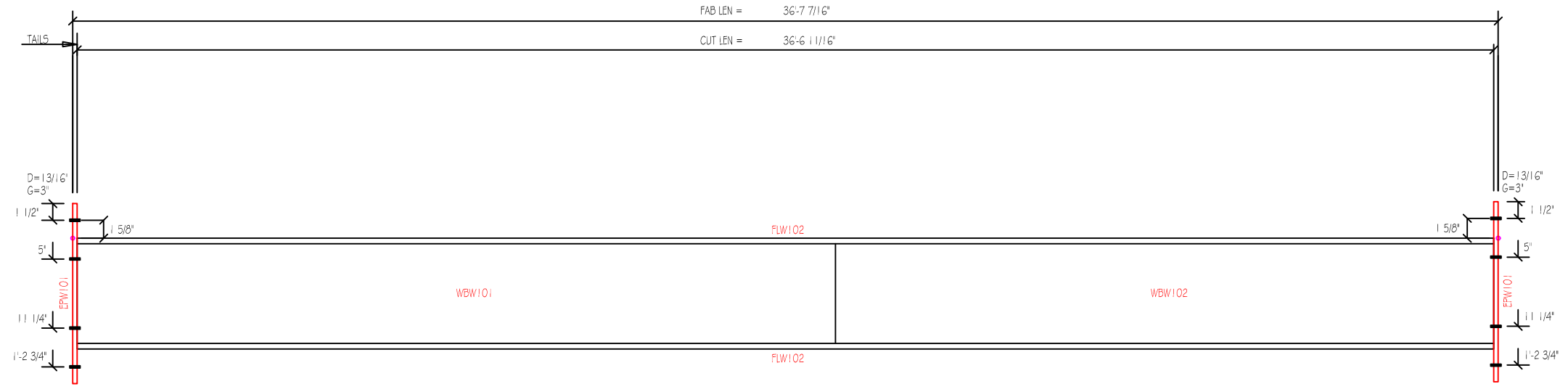
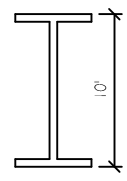


MARK	QNT	DESCRIPTION	WEIGHT
WBW100	2	0.1340" x 7 1/2" x 14'-3 3/4"	97.9
FLW100	2	1/4" x 5" x 14'-3 3/4"	121.8
FLW101	2	1/4" x 5" x 13'-2 7/8"	112.6
EPW100	2	1/4" x 5" x 7 3/4"	5.5
EPW101	2	3/8" x 6" x 1'-4 1/4"	20.7
STW100	4	3/16" x 2 1/2" x 7 3/8"	3.9
		Weight Sum ..	362.4

Drawing
WF-100




VIEW FOR SECTIONS



MARK	QNT	DESCRIPTION	WEIGHT
WBW101	1	0.1340" x 9 1/2" x 19'-11 1/2"	86.4
WBW102	1	0.1340" x 9 1/2" x 16'-7 3/16"	71.9
FLW102	2	1/4" x 5" x 36'-6 11/16"	311.0
EPW101	2	3/8" x 6" x 1'-4 1/4"	20.7
		Weight Sum ..	490.1

Drawing
WF-101

MARK	QTY	PART	LENGTH	THICK	DIA	UNIT WT
FB32	12	L2x2x14G	32.000	0.070	0.563	2.5
FB35.4	6	L2x2x14G	35.380	0.070	0.563	2.8
FB35.5	6	L2x2x14G	35.500	0.070	0.563	2.8



CUSTOMER		
JOB 4384LT1	CHECKED BY	DATE 2/19/23
DRAWING Angle Fabrication		