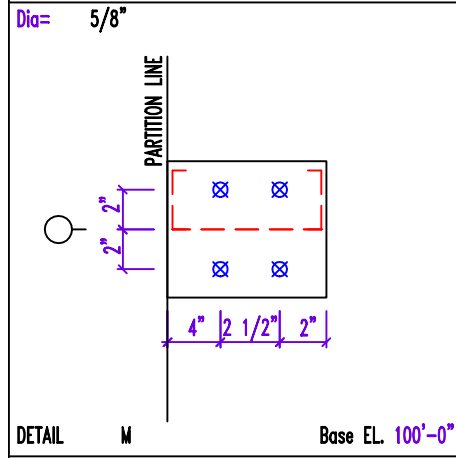
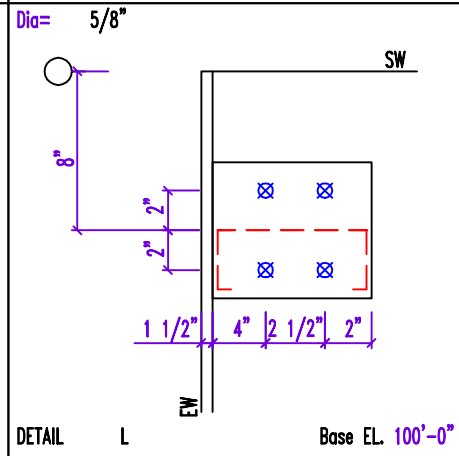


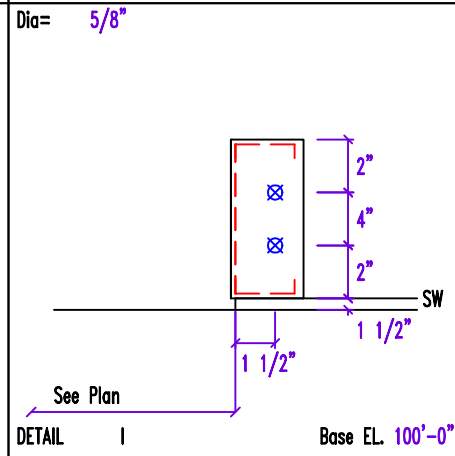
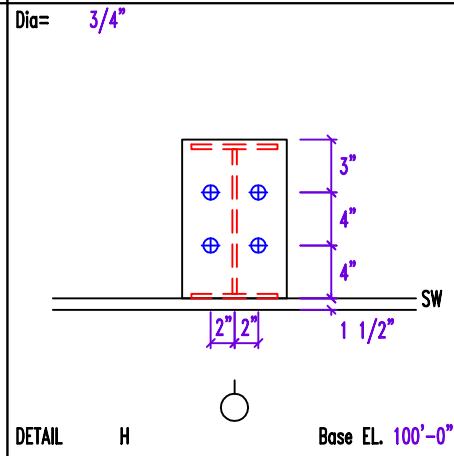
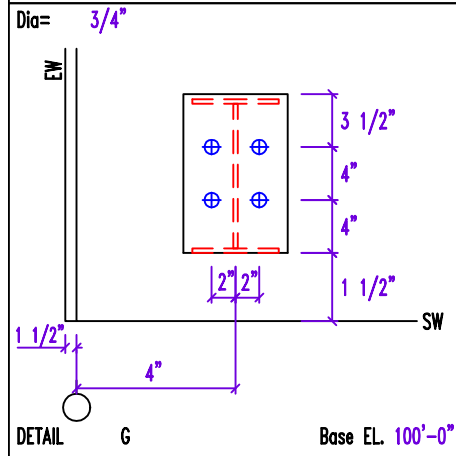
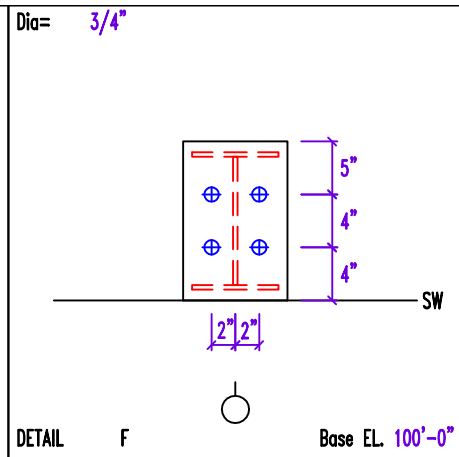
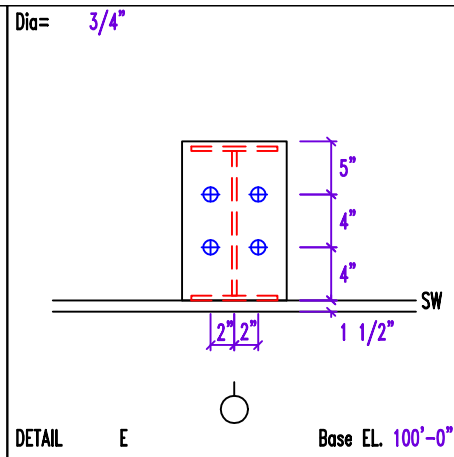
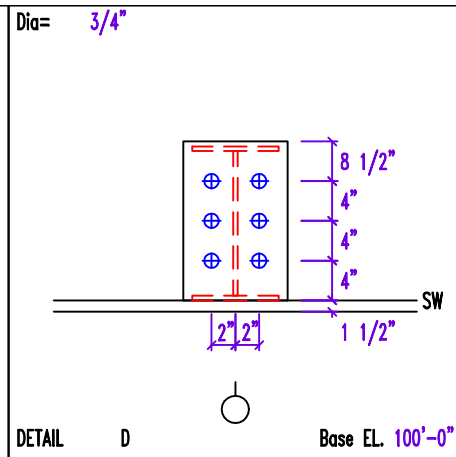
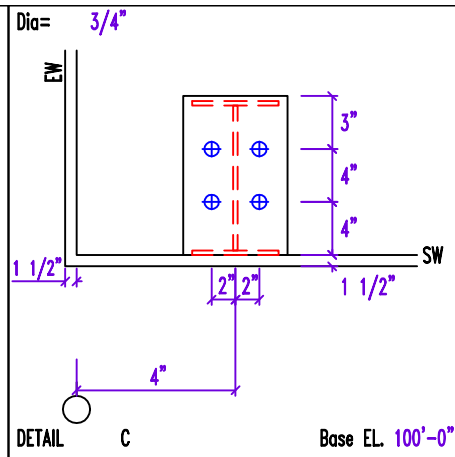
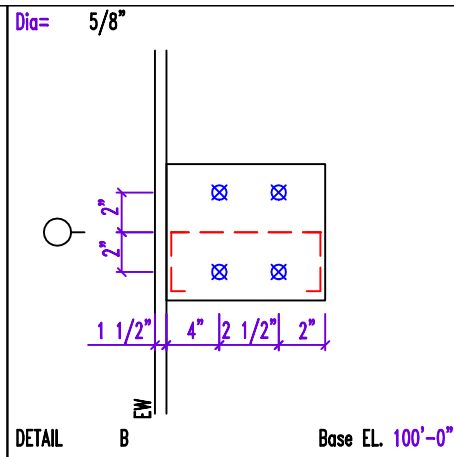
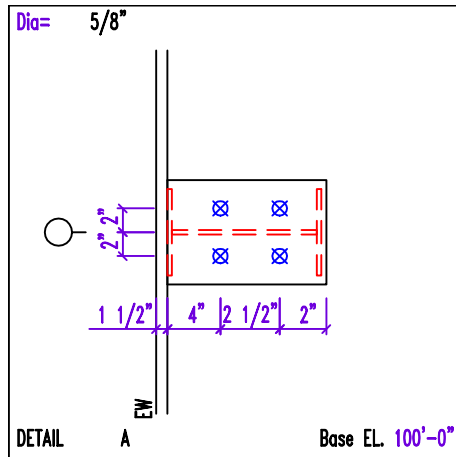


**ANCHOR BOLT PLAN**  
 NOTE: All Base Plates @ 100'-0" (U.N.)



GENERAL NOTES



**NOTES FOR REACTIONS**

- All loading conditions are examined and only maximum/minimum H or V and the corresponding H or V are reported.
- Positive reactions are as shown in the sketch. Foundation loads are in opposite directions.
- Bracing reactions are in the plane of the brace with the H pointing away from the braced bay. The vertical reaction is downward.
- Building reactions are based on the following building data:
 

Width (ft)	=	15.0
Length (ft)	=	20.0
Eave Height (ft)	=	16.0/ 17.3
Roof Slope (rise/12)	=	1.0
Dead Load (psf)	=	2.0
Collateral Load (psf)	=	0.5
Roof Live Load (psf)	=	20.0
Frame Live Load		
Min(psf)	=	18.3
Max(psf)	=	20.0
Snow Load (psf)	=	7.0
Wind Speed (mph)	=	115.0
Wind Code	=	IBC 15
Exposure	=	C
Closed/Open	=	P
Importance Wind	=	1.00
Importance Seismic	=	1.00
Seismic Zone	=	B
Seismic Coeff (F <sub>a</sub> S <sub>a</sub> )	=	0.24

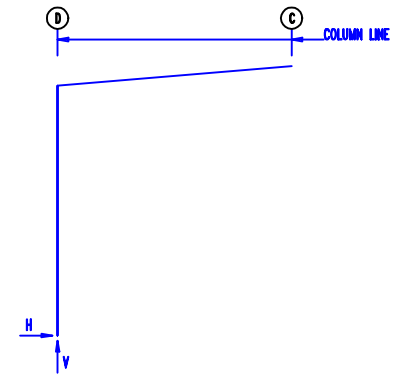
5. Loading conditions are:
- 1 Dead+Collateral+Live
  - 2 Dead+Collateral+0.75Snow+0.45Wind\_LongL+0.755Side\_Snow
  - 3 0.6Dead+0.6Wind\_Left1
  - 4 0.6Dead+0.6Wind\_Left2
  - 5 0.6Dead+0.6Wind\_Long2R

**BUILDING BRACING REACTIONS**

Loc	Wall Line	Col Line	± Reactions (k)				Panel Shear (lb/ft)		Note
			Wind Horz	Wind Vert	Seismic Horz	Seismic Vert	Wind	Sels	
L_EW	8								(b)
F_SW	C								(f)
R_EW	7								(h)
R_SW	D							Torsional Bracing Used	

(f) Bracing loads are applied to adjacent building  
(h) Rigid frame at endwall

FRAME LINES: 8 7



**RIGID FRAME: MAXIMUM REACTIONS, ANCHOR BOLTS, & BASE PLATES**

Frm Line	Col Line	Load Id	Column_Reactions(k)			Hmin H	V Vmin	Bolt(n) Qty	Dia	Base_Plate(n)			Grout (in)
			Hmax H	V Vmax	Load Id					Width	Length	Thick	
8	D	5	1.2	-1.1	4	-1.3	4	0.750	8.000	11.00	0.500	0.0	
		1	0.0	2.2	3	0.0							

**RIGID FRAME: MAXIMUM REACTIONS, ANCHOR BOLTS, & BASE PLATES**

Frm Line	Col Line	Load Id	Column_Reactions(k)			Hmin H	V Vmin	Bolt(n) Qty	Dia	Base_Plate(n)			Grout (in)
			Hmax H	V Vmax	Load Id					Width	Length	Thick	
7	D	5	2.1	-1.9	4	-2.2	4	0.750	8.000	11.00	0.500	0.0	
		1	0.1	3.4	3	0.0							

**RIGID FRAME: BASIC COLUMN REACTIONS (k)**

Frame Line	Column Line	---Dead---		---Collateral---		---Live---		---Snow---		---Snow_Drift---		---Wind_Left1---	
		Horiz	Vert	Horiz	Vert	Horiz	Vert	Horiz	Vert	Horiz	Vert	Horiz	Vert
8	D	0.0	0.4	0.0	0.0	0.0	1.7	0.0	0.6	0.0	0.1	0.0	-3.1
8	D	1.8	-2.3	-2.2	-0.5	-0.4	0.3	2.0	-2.8	2.0	-2.2	0.0	0.9
7	D	0.0	0.6	0.0	0.1	0.1	2.7	0.0	1.0	0.0	0.1	0.0	-5.3
7	D	3.1	-4.0	-3.8	-0.9	-0.7	0.4	3.4	-4.9	3.4	-3.8	0.0	1.5

**ENDWALL COLUMN: BASIC COLUMN REACTIONS (k)**

Frm Line	Col Line	Dead Vert
7	C	0.1

**ENDWALL COLUMN: MAXIMUM REACTIONS, ANCHOR BOLTS, & BASE PLATES**

Frm Line	Col Line	Load Id	Column_Reactions(k)			Hmin H	V Vmin	Bolt(n) Qty	Dia	Base_Plate(n)			Grout (in)
			Hmax H	V Vmax	Load Id					Width	Length	Thick	
7	C	2	0.0	0.1			4	0.625	8.000	8.500	0.500	0.0	

**ANCHOR BOLT SUMMARY**

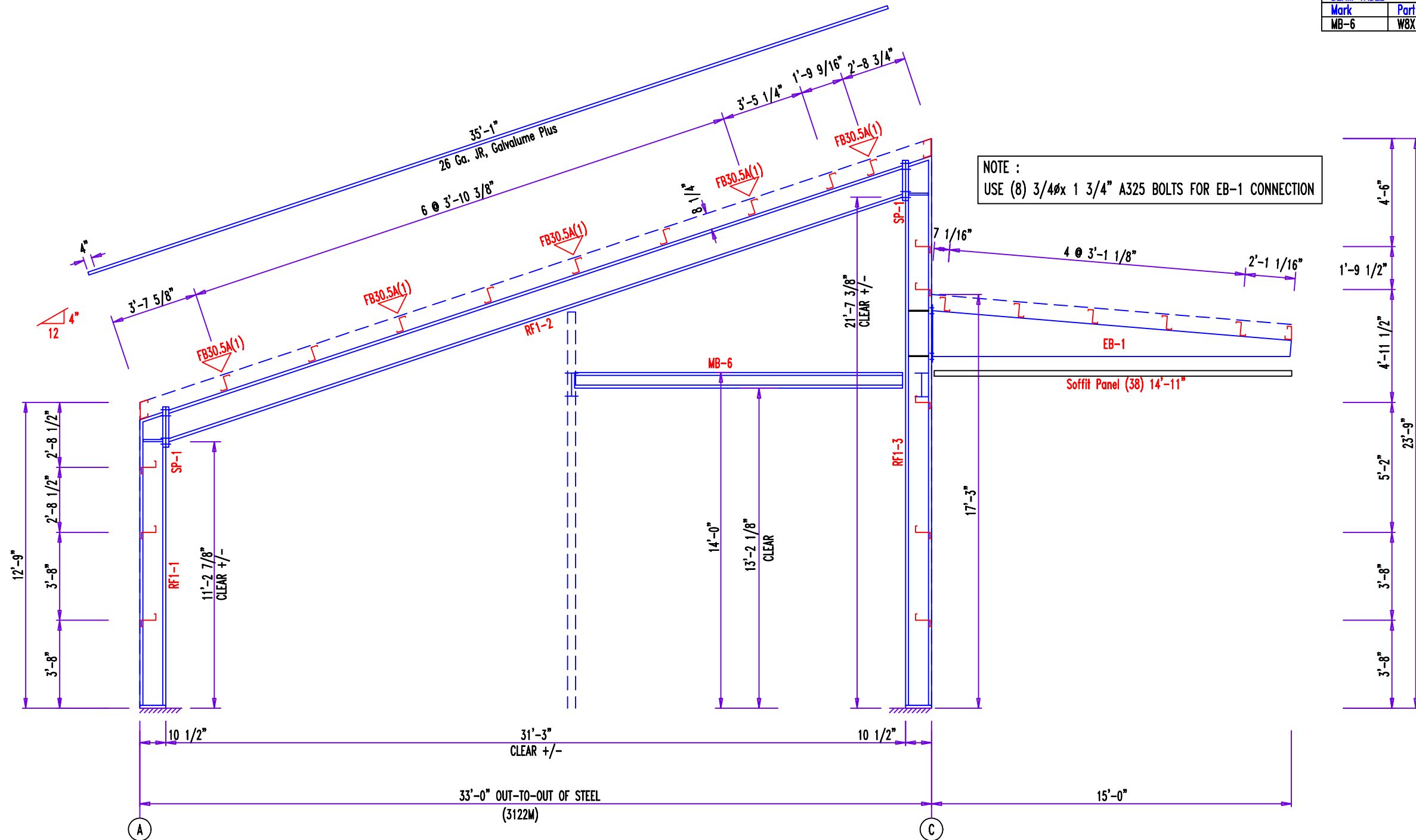
Qty	Locate	Dia (in)	Type	Proj (in)
⊗ 4	Jamb	5/8"	A307	2.50
⊗ 4	Endwall	5/8"	A307	2.50
⊕ 8	Frame	3/4"	A307	3.00

SPLICE BOLT TABLE						
Mark	Qty Top	Qty Bot	Int	Type	Dia	Length
SP-1	4	4	0	A325	0.750	2.00

FLANGE BRACES: Both Sides(U.N.)  
 FBxxA(1): xx=length(in)  
 A - L2x2x14G

MEMBER TABLE								
Mark	Weight	Length	Web Depth		Web Plate		Outside Flange	Inside Flange
			Start/End	Thick	Length	W x Thk x Length	W x Thk x Length	
RF1-1	202	12'-0 5/16"	10.0/10.0	0.135	10'-10"	5 x 1/4" x 11'-11 9/16"	5 x 1/4" x 10'-10"	
RF1-2	519	32'-10 3/4"	10.0/10.0	0.188	1'-5"	6 x 1/4" x 10 3/4"	5 x 1/4" x 32'-9 5/8"	
RF1-3	370	23'-0 5/16"	12.0/12.0	0.135	19'-11 1/2"	5 x 1/4" x 32'-9 5/8"	5 x 1/4" x 21'-2 13/16"	
EB-1	392	15'-0 1/2"	10.0/10.0	0.188	1'-8 5/8"	6 x 1/4" x 10 3/4"	5 x 1/4" x 21'-2 13/16"	
			10.0/10.0	0.135	19'-11 1/2"	5 x 1/4" x 6'-2 3/8"	5 x 1/4" x 14'-4 3/8"	
			10.0/10.0	0.135	1'-3 5/16"	5 x 1/4" x 14'-4 3/8"	8 x 3/8" x 15'-0 1/2"	

BEAM TABLE		
Mark	Part	Length
MB-6	W8X10	13'-8 7/16"



RIGID FRAME ELEVATION: FRAME LINE 1

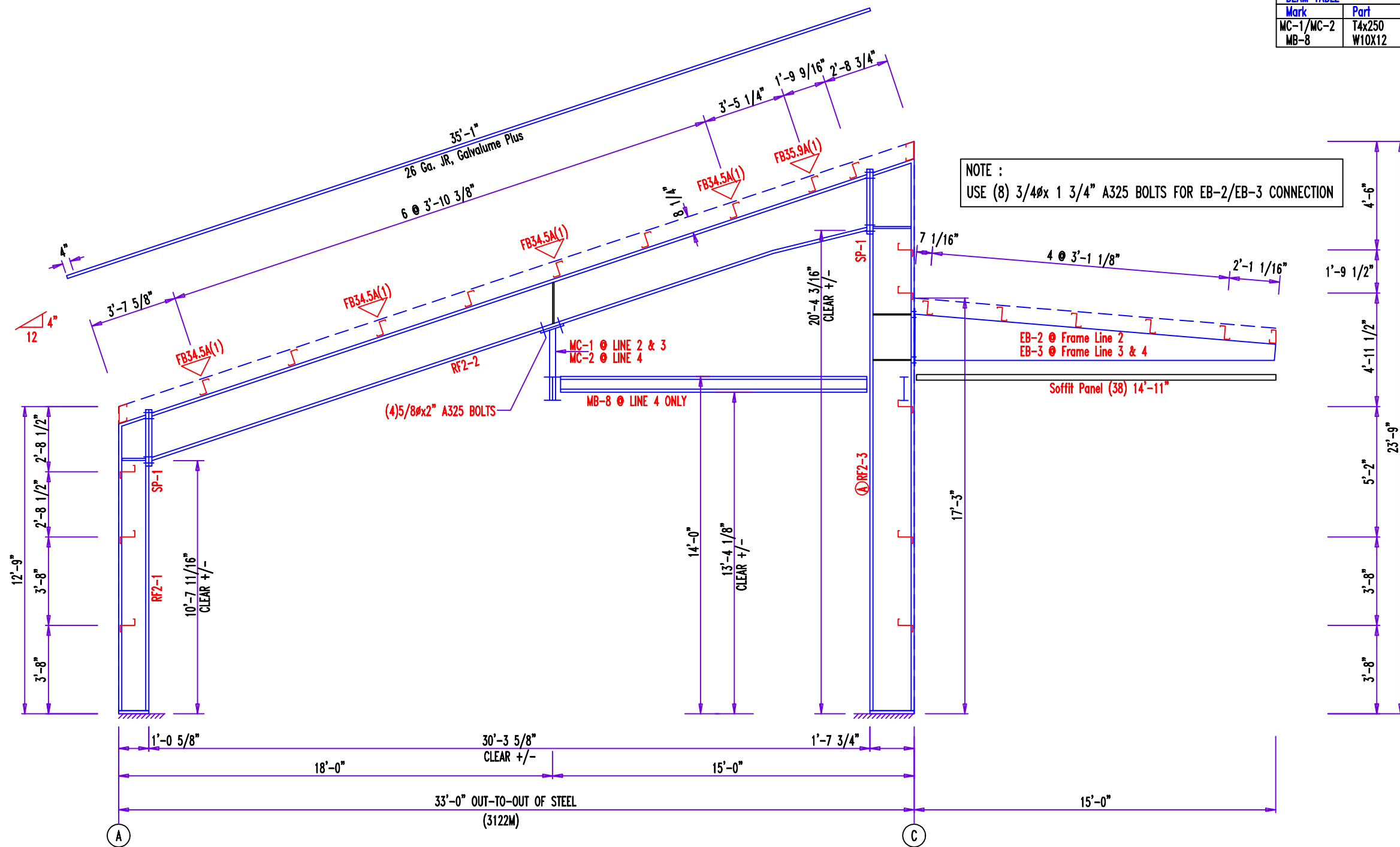
SPLICE BOLT TABLE						
Mark	Qty Top	Qty Bot	Int	Type	Dia	Length
SP-1	4	4	0	A325	0.750	2.00

ALTERNATE MEMBER		
Frame Line	ID	Mark
4	A	RF2-4

FLANGE BRACES: Both Sides(U.N.)  
 FBxxA(1): xx=length(in)  
 A - L2x2x14G

MEMBER TABLE								
Mark	Weight	Length	Web Depth		Web Plate		Outside Flange	Inside Flange
			Start/End	Thick	Length	W x Thk x Length	W x Thk x Length	
RF2-1	274	12'-0 5/16"	12.0/12.0	0.135	10'-2 11/16"	6 x 1/4" x 11'-11 9/16"	6 x 3/8" x 10'-2 11/16"	
RF2-2	809	31'-11"	12.0/12.0	0.188	2'-0 15/16"	6 x 1/4" x 1'-0 13/16"	6 x 1/4" x 1'-0 13/16"	
			19.5/19.5	0.188	12'-4 3/4"	6 x 1/4" x 11'-4 3/16"	6 x 1/4" x 27'-4 3/4"	
			19.5/19.5	0.135	5'-0"	6 x 3/8" x 6'-0"	6 x 1/4" x 4'-4"	
			19.5/19.5	0.188	10'-0"	6 x 1/4" x 14'-5 3/4"		
RF2-3	839	23'-0 7/16"	19.5/23.5	0.188	4'-11 3/4"		8 x 3/8" x 19'-11 5/8"	
			19.0/19.0	0.188	19'-11 1/2"	8 x 3/8" x 22'-11 7/16"		
			19.0/19.0	0.188	2'-11 15/16"	8 x 3/8" x 1'-8 5/16"		
EB-2	492	15'-0 5/8"	7.1/22.1	0.135	15'-0 5/8"	8 x 1/4" x 15'-0 5/8"	8 x 5/8" x 15'-0 5/8"	
EB-3	442	15'-0 5/8"	7.3/22.3	0.135	15'-0 5/8"	8 x 1/4" x 15'-0 5/8"	8 x 1/2" x 15'-0 5/8"	

BEAM TABLE		
Mark	Part	Length
MC-1/MC-2	T4x250	3'-4 5/16"
MB-8	W10x12	13'-1 1/4"

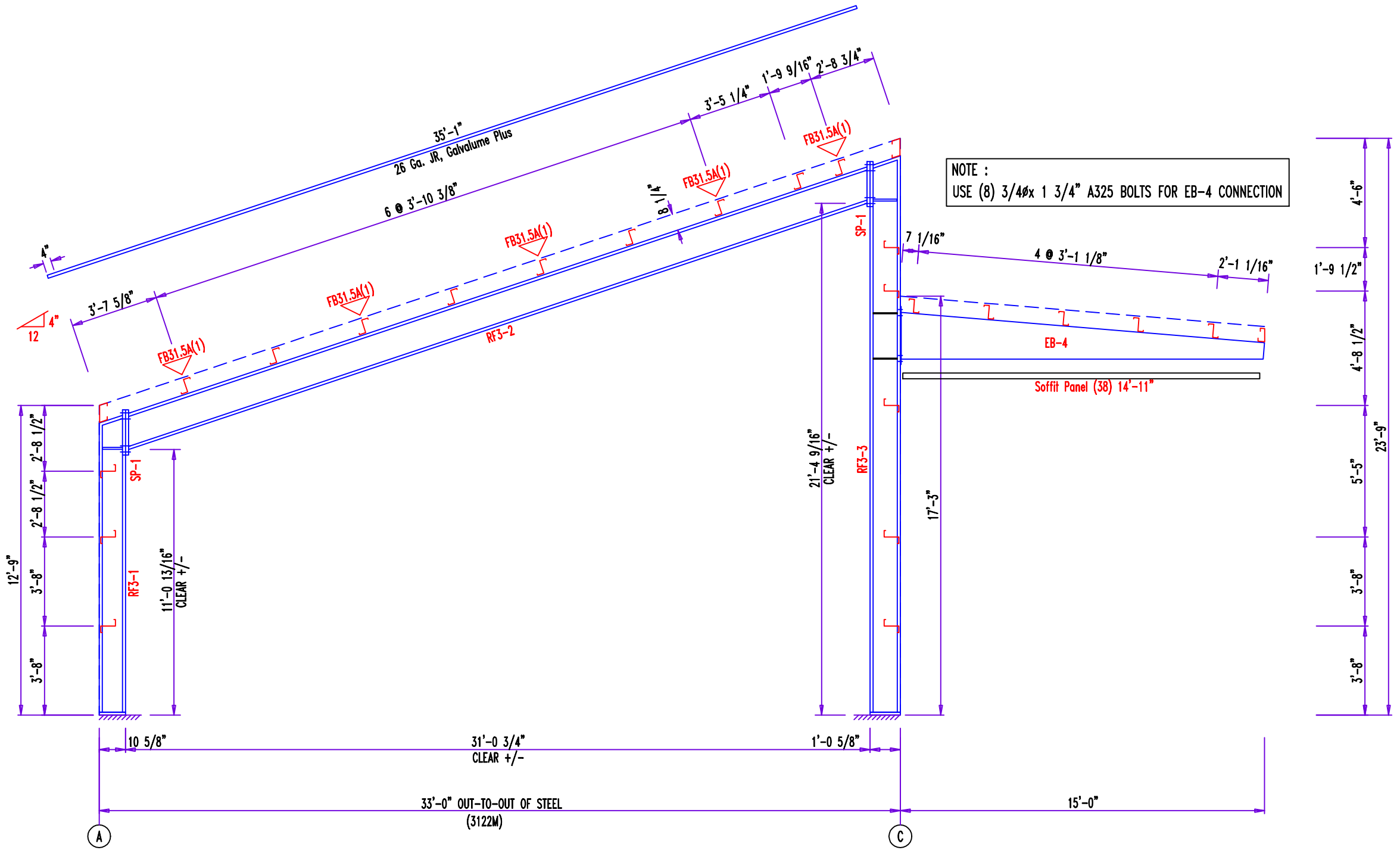


RIGID FRAME ELEVATION: FRAME LINE 2 3 4

SPLICE BOLT TABLE						
Mark	Qty Top	Qty Bot	Int	Type	Dia	Length
SP-1	4	4	0	A325	0.750	2.00

FLANGE BRACES: Both Sides(U.N.)  
 FBxxA(1); xx=length(in)  
 A - L2x2x14G

MEMBER TABLE								
Mark	Weight	Length	Web Depth		Web Plate		Outside Flange	Inside Flange
			Start/End	Thick	Length	W x Thk x Length	W x Thk x Length	
RF3-1	235	12'-0 5/16"	10.0/10.0	0.135	10'-7 7/8"	5 x 1/4" x 11'-11 9/16"	5 x 3/8" x 10'-7 7/8"	
RF3-2	549	32'-8 1/2"	10.0/10.0	0.250	1'-7 1/16"	6 x 1/4" x 10 3/4"	5 x 1/4" x 32'-7 3/8"	
RF3-3	538	23'-0 7/16"	14.0/14.0	0.135	13'-0 5/8"	6 x 1/4" x 32'-7 3/8"	5 x 1/4" x 32'-7 3/8"	
EB-4	442	15'-0 5/8"	12.0/12.0	0.250	1'-11 7/16"	6 x 3/8" x 1'-0 15/16"	6 x 1/4" x 20'-11 15/16"	
			12.0/12.0	0.188	19'-11 1/2"	6 x 3/8" x 22'-11 7/16"	6 x 1/4" x 20'-11 15/16"	
			7.3/22.3	0.135	15'-0 5/8"	8 x 1/4" x 15'-0 5/8"	8 x 1/2" x 15'-0 5/8"	

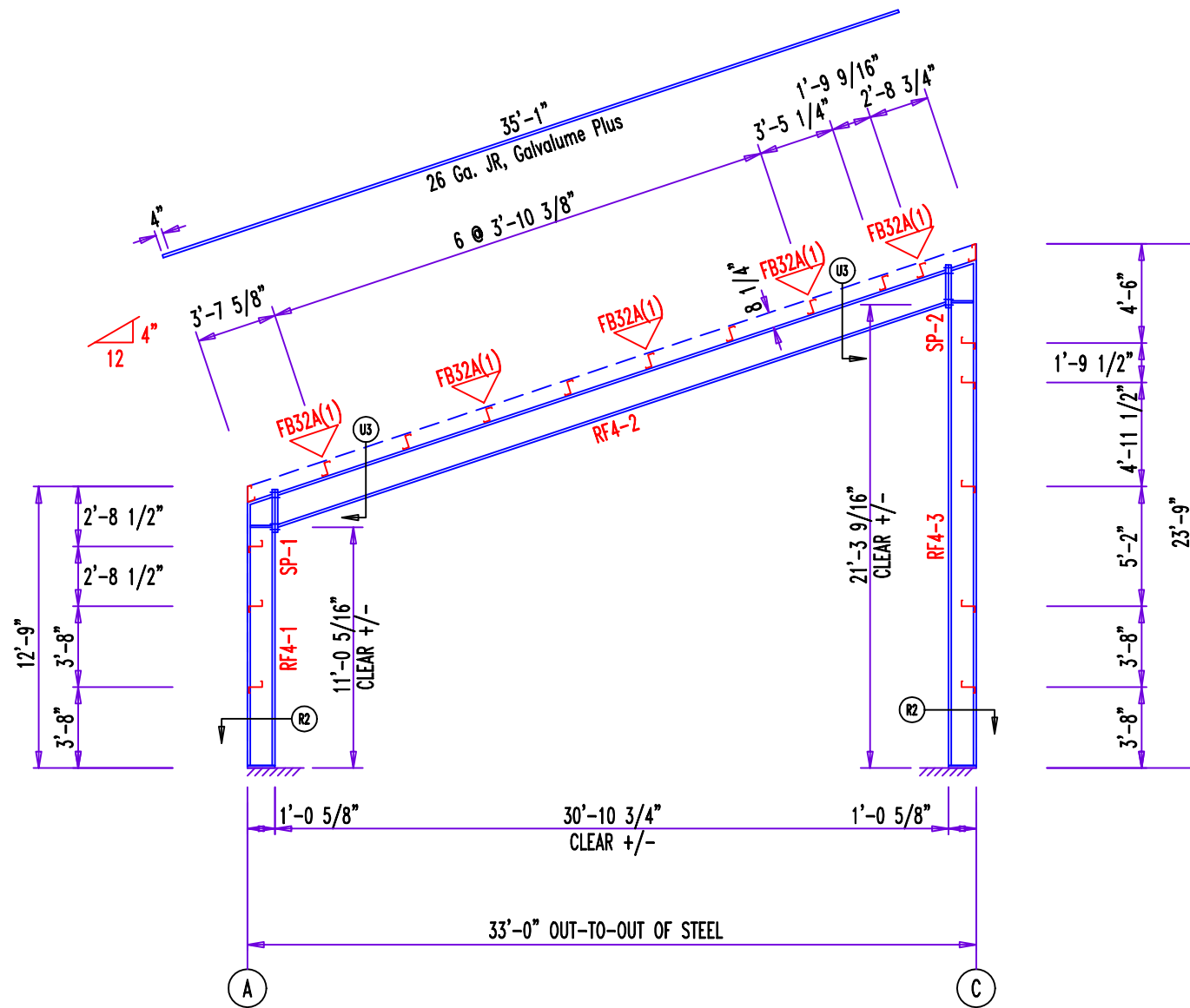


RIGID FRAME ELEVATION: FRAME LINE 5 6

SPLICE PLATE & BOLT TABLE									
Mark	Qty		Int	Type	Dia	Length	Width	Thick	Length
	Top	Bot							
SP-1	4	4	0	A325	0.750	2.00	6"	1/2"	2'-0 3/8"
SP-2	4	4	0	A325	0.750	1.75	6"	3/8"	2'-0 3/8"

FLANGE BRACES: Both Sides(U.N.)  
 FBxxA(1); xx=length(in)  
 A - L2x2x14G

MEMBER TABLE										
Mark	Weight	Length	Web Depth		Web Plate		Outside Flange		Inside Flange	
			Start/End		Thick	Length	W x Thk x Length		W x Thk x Length	
RF4-1	254	12'-0 5/16"	12.0/12.0		0.135	10'-7 7/16"	5 x 1/4" x 11'-11 9/16"		5 x 3/8" x 10'-7 7/16"	
RF4-2	580	32'-6 9/16"	12.0/12.0		0.250	1'-8 3/16"	6 x 1/4" x 1'-0 13/16"			
			15.0/15.0		0.135	19'-11 1/2"	5 x 1/4" x 32'-5 9/16"		5 x 3/8" x 9'-5 11/16"	
RF4-3	399	23'-0 1/4"	12.0/12.0		0.135	12'-11 1/8"	5 x 1/4" x 22'-11 7/8"		5 x 1/4" x 20'-10 15/16"	
			12.0/12.0		0.135	19'-11 1/2"	6 x 1/4" x 1'-0 15/16"		5 x 1/4" x 15'-9 7/8"	



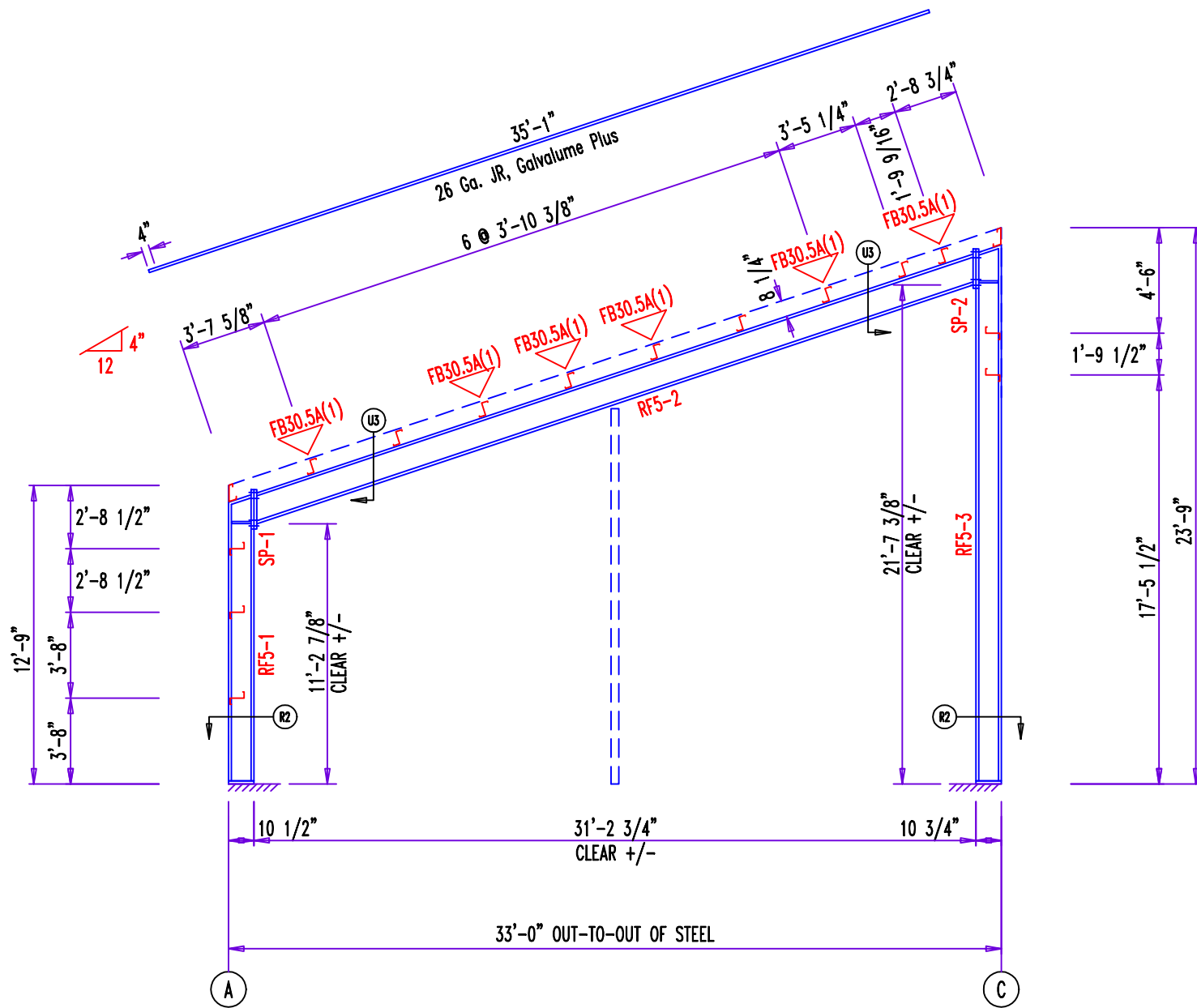
RIGID FRAME ELEVATION: FRAME LINE 7



SPLICE PLATE & BOLT TABLE									
Mark	Qty			Type	Dia	Length	Width	Thick	Length
	Top	Bot	Int						
SP-1	4	4	0	A325	0.750	2.00	6"	1/2"	1'-9 1/8"
SP-2	4	4	0	A325	0.750	1.75	6"	3/8"	1'-9 1/4"

MEMBER TABLE										
Mark	Weight	Length	Web Depth		Web Plate		Outside Flange		Inside Flange	
			Start/End		Thick	Length	W x Thk x Length	W x Thk x Length	W x Thk x Length	
RF5-1	202	12'-0 5/16"	10.0/10.0		0.135	10'-10"	5 x 1/4" x 11'-11 9/16"	5 x 1/4" x 10'-10"		
RF5-2	516	32'-10 5/8"	10.0/10.0		0.188	1'-5"	6 x 1/4" x 10 3/4"	5 x 1/4" x 32'-9 5/8"	5 x 1/4" x 10'-10"	
			12.0/12.0		0.135	19'-11 1/2"	5 x 1/4" x 32'-9 5/8"	5 x 1/4" x 32'-9 5/8"	5 x 1/4" x 32'-9 5/8"	
RF5-3	438	23'-0 9/16"	10.0/10.0		0.135	19'-11 1/2"	6 x 1/2" x 10 7/8"	5 x 1/4" x 21'-2 13/16"	5 x 1/4" x 21'-2 13/16"	
			10.0/10.0		0.135	2'-11 7/8"	5 x 1/2" x 22'-11 3/8"	5 x 1/2" x 22'-11 3/8"	5 x 1/2" x 22'-11 3/8"	

▽ FLANGE BRACES: Both Sides(U.N.)  
 FBxxA(1); xx=length(in)  
 A - L2x2x14G

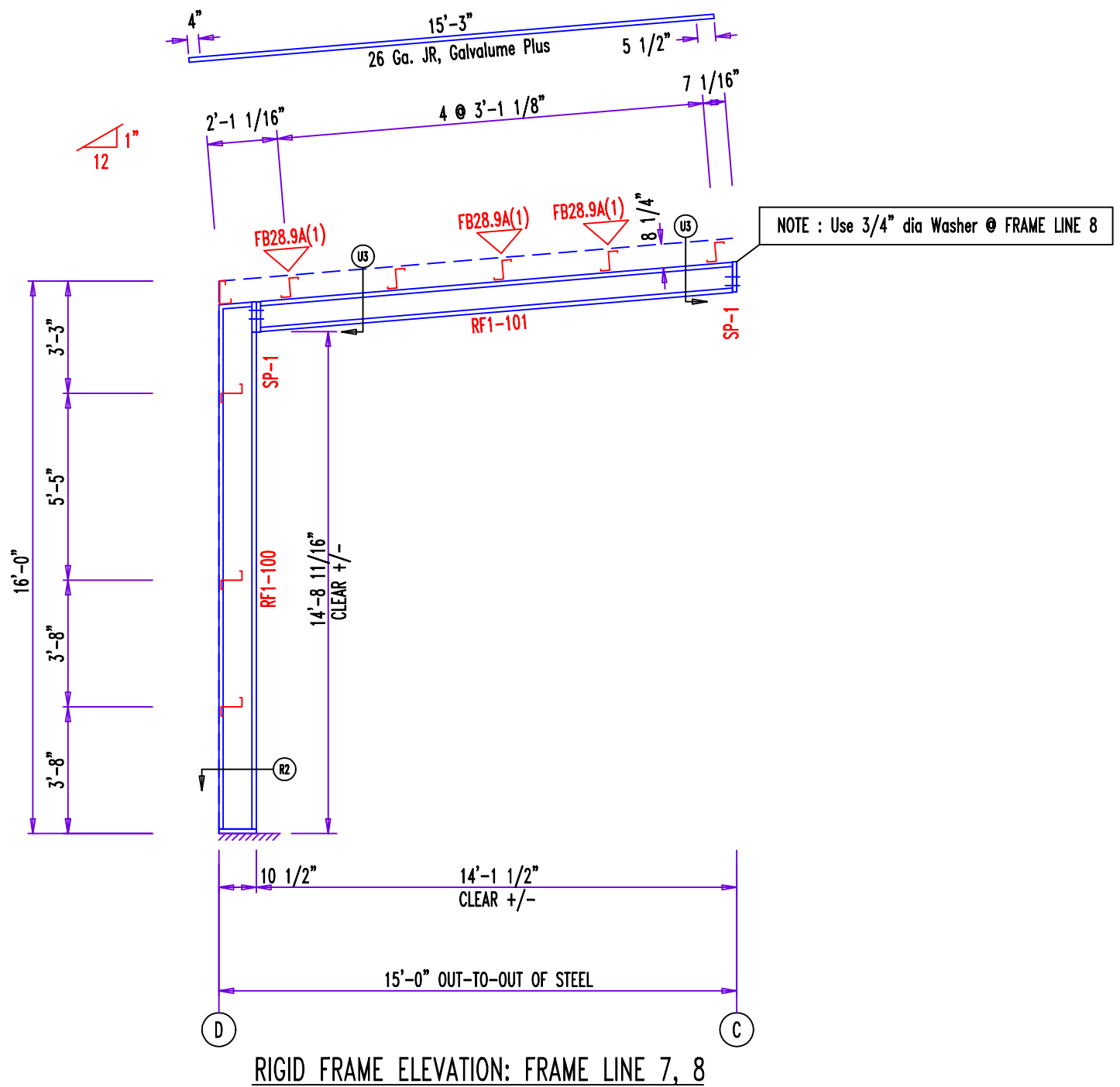


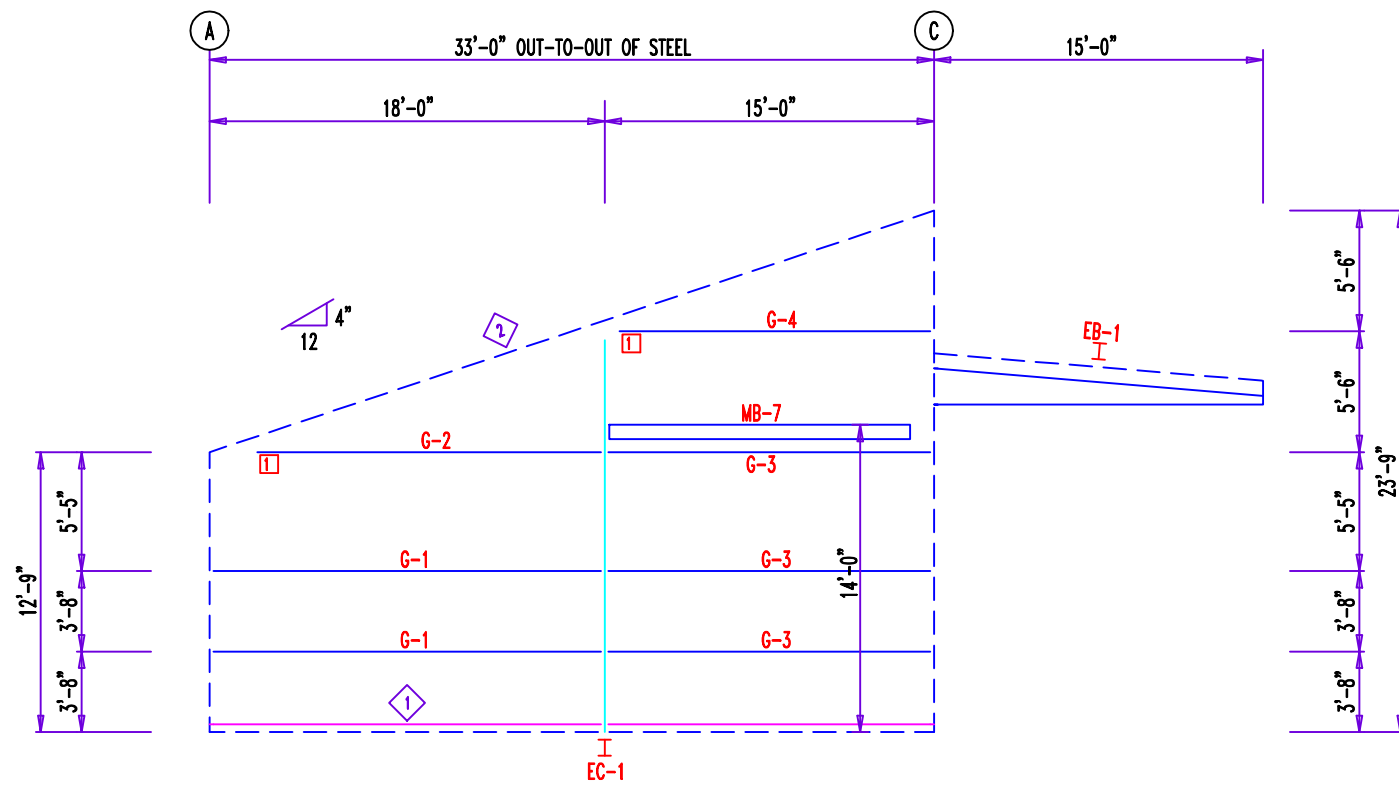
RIGID FRAME ELEVATION: FRAME LINE 8

SPLICE PLATE & BOLT TABLE									
Mark	Qty			Type	Dia	Length	Width	Thick	Length
	Top	Bot	Int						
SP-1	4	0	0	A325	0.750	1.75	6"	3/8"	8 7/8"

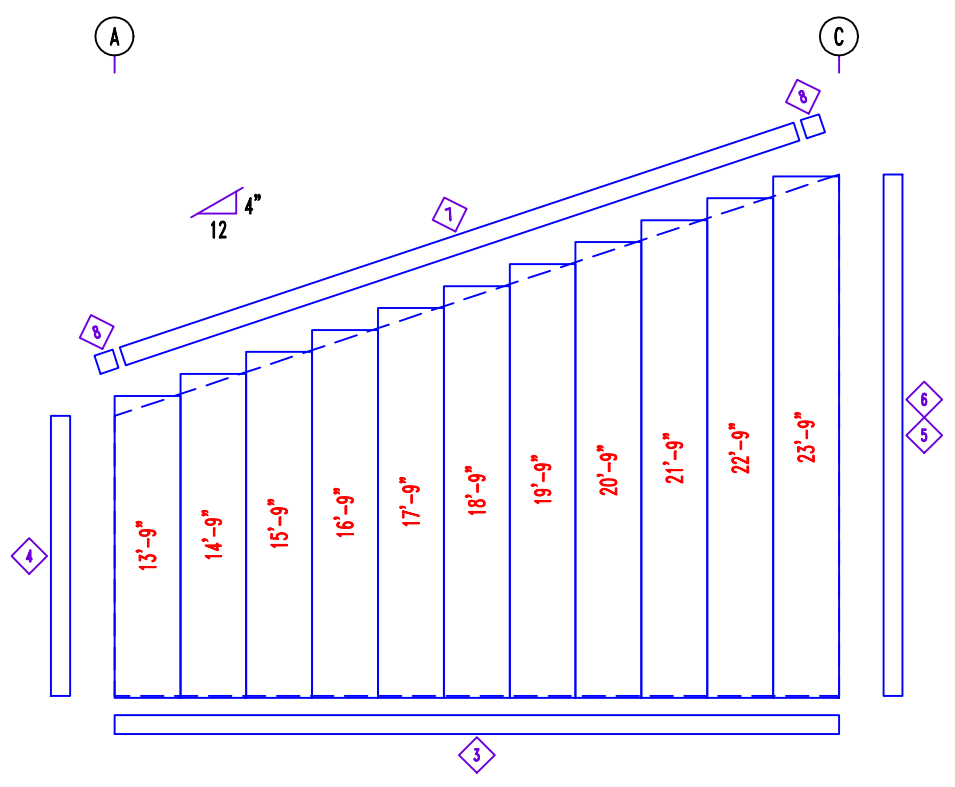
MEMBER TABLE								
Mark	Weight	Length	Web Depth Start/End	Web Plate		Outside Flange W x Thk x Length	Inside Flange W x Thk x Length	
				Thick	Length			
RF1-100	238	15'-3 3/4"	10.0/10.0	0.135	15'-3 13/16"	5 x 1/4" x 15'-3"	5 x 1/4" x 14'-7 11/16"	
RF1-101	165	14'-1 15/16"	W8X10			6 x 1/4" x 10 1/4"		

FLANGE BRACES: Both Sides(U.N.)  
 FBxxA(1): xx=length(in)  
 A - L2x2x14G





ENDWALL FRAMING: FRAME LINE 1



ENDWALL SHEETING & TRIM: FRAME LINE 1

PANELS: 26 Ga. JRU - Ash Gray

**BOLT TABLE**  
FRAME LINE 1

LOCATION	QUAN	TYPE	DIA	LENGTH
Columns/Raf	2	A325	5/8"	1 1/2"

**TRIM TABLE**  
FRAME LINE 1

ID	MARK	LENGTH	DETAIL
3	BT-101	10'-3"	TRIM_74
4	CT-102	12'-9"	TRIM_323
5	CT-102	21'-0"	TRIM_323
6	CT-102	3'-0"	TRIM_323
7	FL-16	21'-0"	TRIM_229
8	FL16A	6"	

**MEMBER TABLE**  
FRAME LINE 1

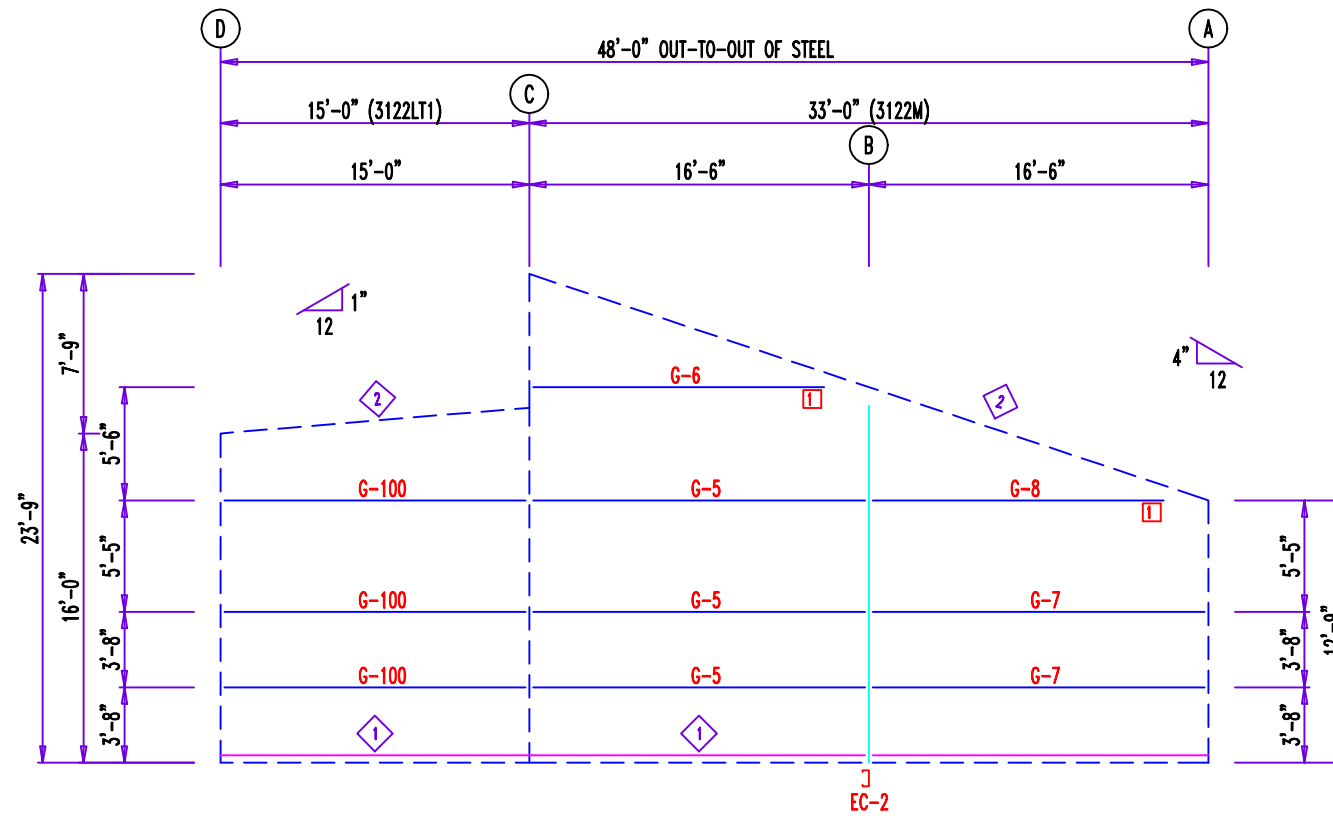
MARK	PART	LENGTH
EB-1	BEAM	15'-0 1/2"
EC-1	W8X10	16'-9 3/8"
G-1	8X25Z16	16'-9 1/4"
G-2	8X25Z16	11'-8"
G-3	8X25Z16	13'-9 1/4"
G-4	8X25Z16	9'-7 1/4"
MB-7	W10X12	14'-0 3/8"

**ANGLE TABLE**  
FRAME LINE 1

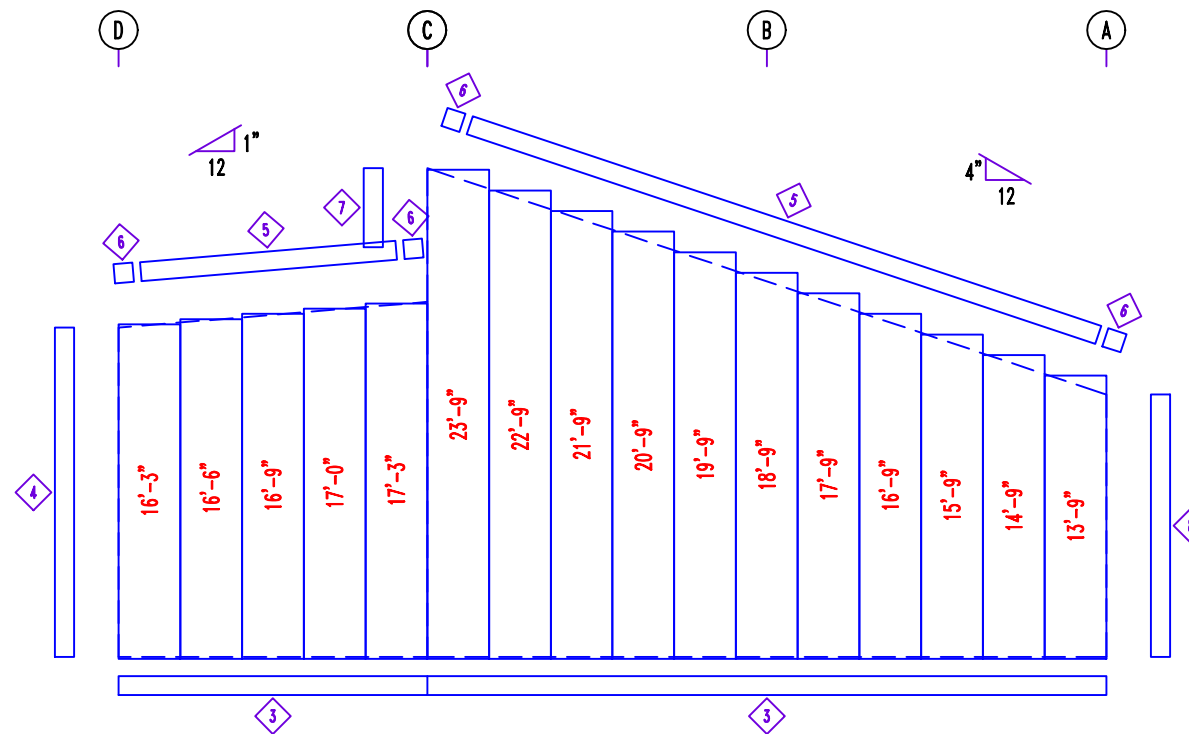
ID	MARK	LENGTH
1	Base L	20'-0"
2	Rake L	20'-0"

**CONNECTION PLATES**  
FRAME LINE 1

ID	MARK/PART
1	b1



ENDWALL FRAMING: FRAME LINE 8



ENDWALL SHEETING & TRIM: FRAME LINE 8

PANELS: 26 Ga. JRU - Ash Gray

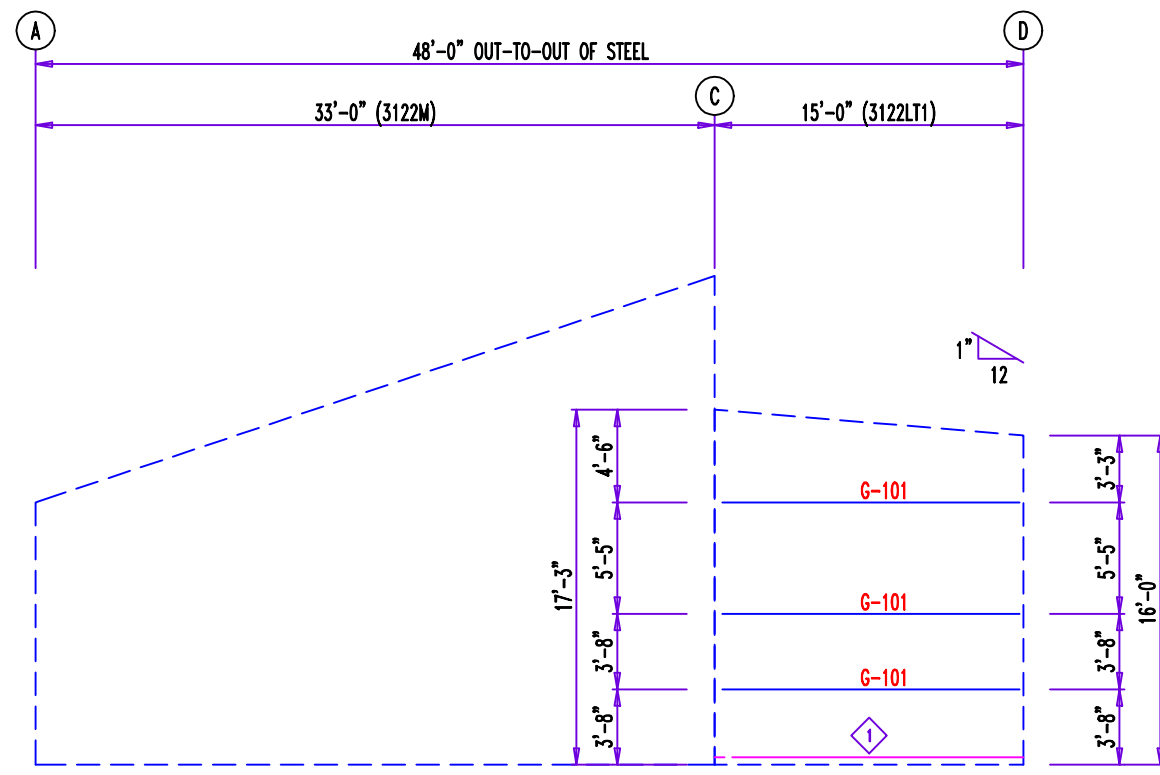
BOLT TABLE FRAME LINE 8				
LOCATION	QUAN	TYPE	DIA	LENGTH
3122M				
Columns/Raf	2	A325	5/8"	1 1/2"

TRIM TABLE FRAME LINE 8			
ID	MARK	LENGTH	DETAIL
3	BT-101	10'-3"	TRIM_74
4	CT-102	16'-0"	TRIM_323
5	FL-16	21'-0"	TRIM_229
6	FL16A	6"	
7	CT-102	6'-6"	TRIM_323
8	CT-102	12'-9"	TRIM_323

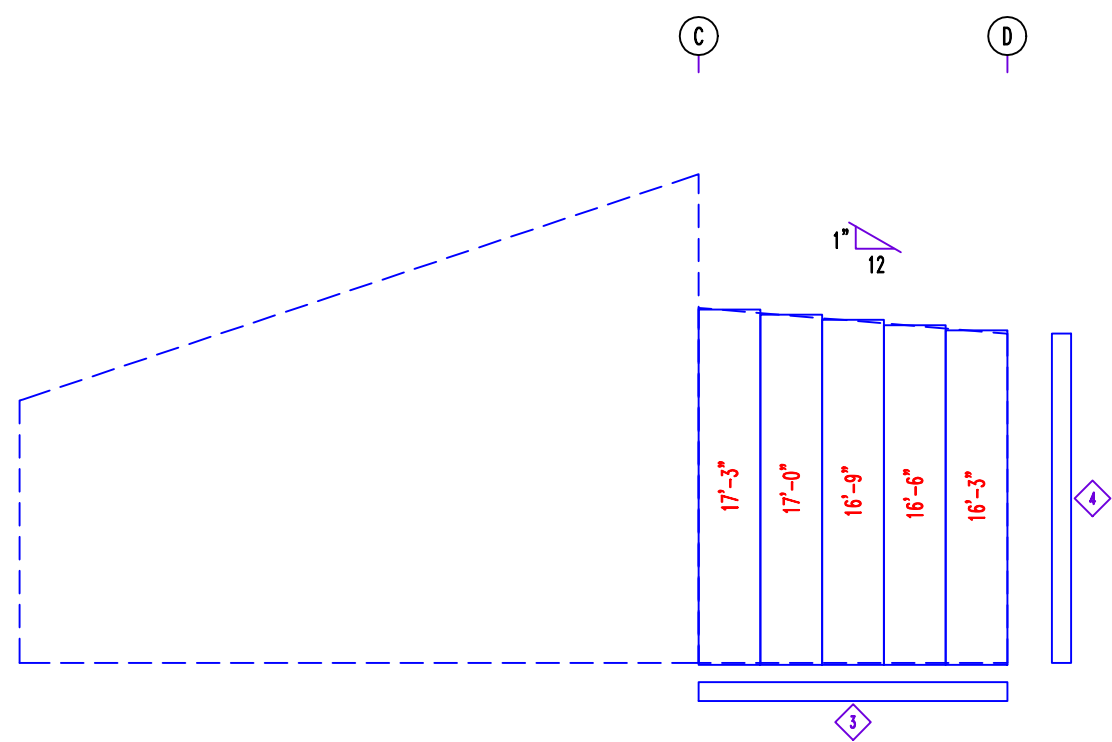
MEMBER TABLE FRAME LINE 8		
MARK	PART	LENGTH
3122M		
EC-2	8X35C12	16'-3 7/8"
G-5	8X25Z16	15'-3"
G-6	8X25Z16	9'-7"
G-7	8X25Z16	15'-7"
G-8	8X25Z16	10'-5 7/8"
3122LT1		
G-100	8X25Z16	14'-1"

ANGLE TABLE FRAME LINE 8		
ID	MARK	LENGTH
1	Base L	20'-0"
2	Rake L	20'-0"

CONNECTION PLATES FRAME LINE 8	
ID	MARK/PART
1	b1



ENDWALL FRAMING: FRAME LINE 7



ENDWALL SHEETING & TRIM: FRAME LINE 7

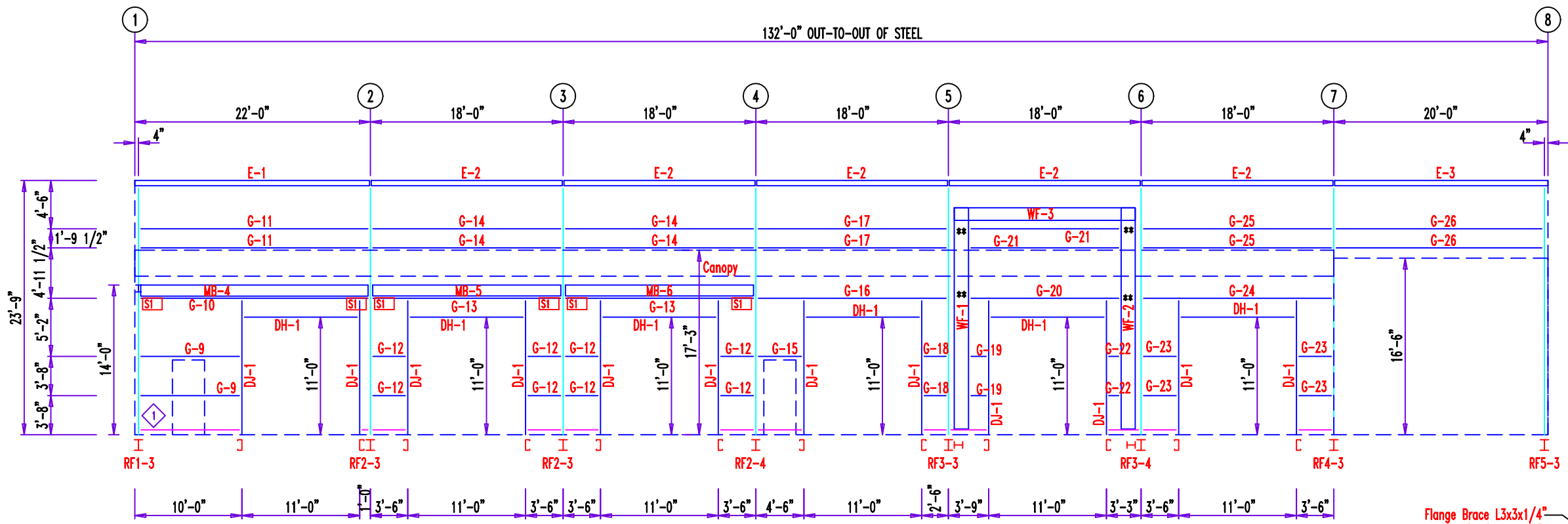
PANELS: 26 Ga. JRJ - Ash Gray

TRIM TABLE FRAME LINE 7			
ID	MARK	LENGTH	DETAIL
3	BT-101	10'-3"	TRIM_74
4	CT-102	16'-0"	TRIM_323

MEMBER TABLE FRAME LINE 7		
MARK	PART	LENGTH
G-101	8X25Z16	14'-1 1/8"

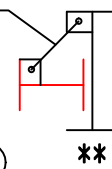
ANGLE TABLE FRAME LINE 7		
ID	MARK	LENGTH
1	Base L	20'-0"

DOWNSPOUT LOCATIONS



SIDEWALL FRAMING: FRAME LINE C

Flange Brace L3x3x1/4"  
PFA1 w/ 5/8x1 3/4"  
A325 BOLTS



**BOLT TABLE**  
FRAME LINE C

LOCATION	QUAN	TYPE	DIA	LENGTH
WF-1 - WF-3	8	A325	3/4"	2"
WF-2 - WF-3	8	A325	3/4"	2"
WF-1 - RF3-3	16	A325	5/8"	1 3/4"
WF-2 - RF3-4	16	A325	5/8"	1 3/4"

**TRIM TABLE**  
FRAME LINE C

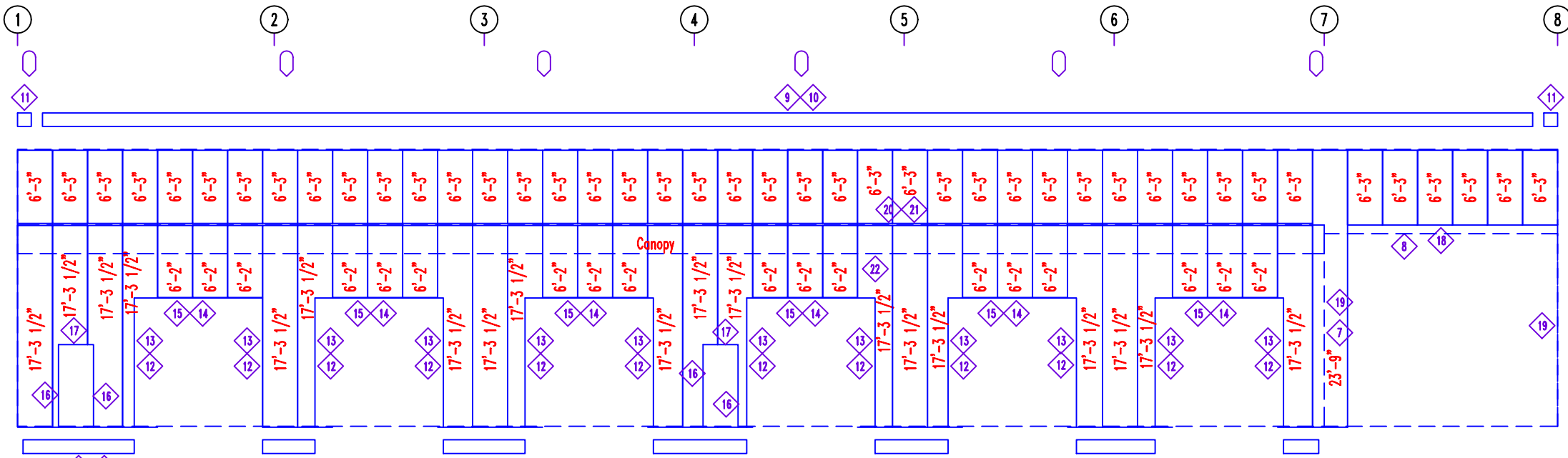
ID	MARK	LENGTH	DETAIL
2	BT-101	10'-3"	TRIM_74
3	BT-101	SCRAP	TRIM_74
4	CT-102	21'-0"	TRIM_323
5	CT-102	3'-0"	TRIM_323
6	CT-102	6'-6"	TRIM_323
7	FL-26	17'-0"	TRIM_239
8	BT-101	10'-3"	TRIM_71
9	FL-17	10'-3"	TRIM_322
10	FL-17	21'-0"	TRIM_322
11	FL-16E	1'-0"	
12	MT-116	11'-4"	TRIM_242
13	FL-26	11'-6"	TRIM_239
14	MT-116	11'-4"	TRIM_235
15	FL-26	11'-6"	TRIM_232
16	FL-26	7'-6"	TRIM_239
17	FL-26	3'-6"	TRIM_232
18	MT-70	21'-0"	TRIM_309
19	ICT-80	17'-3"	
20	MT-70	10'-3"	
21	MT-70	21'-0"	
22	CF-116	10'-3"	TRIM_267

**SUPPORT BEAM BOLT TABLE**  
FRAME LINE C

ID	QUAN	TYPE	DIA	LENGTH
SI	3	A325	3/4"	1 3/4"

**MEMBER TABLE**  
FRAME LINE C

MARK	PART	LENGTH
WF-1	W16842	20'-10 1/8"
WF-2	W16842	20'-10 1/8"
WF-3	W14552	15'-3 1/16"
DJ-1	8X35C16	12'-9"
DH-1	8X35C16	11'-0"
E-1	E085344H	21'-11 1/2"
E-2	E085344H	17'-11 1/2"
E-3	E085344H	19'-11 1/2"
G-9	8X25Z16	9'-0 3/8"
G-10	8X35Z12	21'-0 3/8"
G-11	8X25Z16	21'-0 3/8"
G-12	8X25Z16	2'-9 1/2"
G-13	8X35Z14	17'-3 1/2"
G-14	8X25Z16	17'-3 1/2"
G-15	8X25Z16	3'-9 1/2"
G-16	8X35Z14	17'-4 3/8"
G-17	8X25Z16	17'-4 3/8"
G-18	8X25Z16	1'-10 3/8"
G-19	8X25Z16	2'-0 3/8"
G-20	8X35Z14	15'-3 1/4"
G-21	8X25Z16	15'-3 1/4"
G-22	8X25Z16	1'-6 3/8"
G-23	8X25Z16	2'-10 3/8"
G-24	8X35Z14	17'-5 1/4"
G-25	8X25Z16	17'-5 1/4"
G-26	8X25Z16	19'-1 1/4"
MB-4	W14X22	21'-6 3/4"
MB-5	W14X22	17'-10 3/4"
MB-6	W14X22	17'-10 3/4"



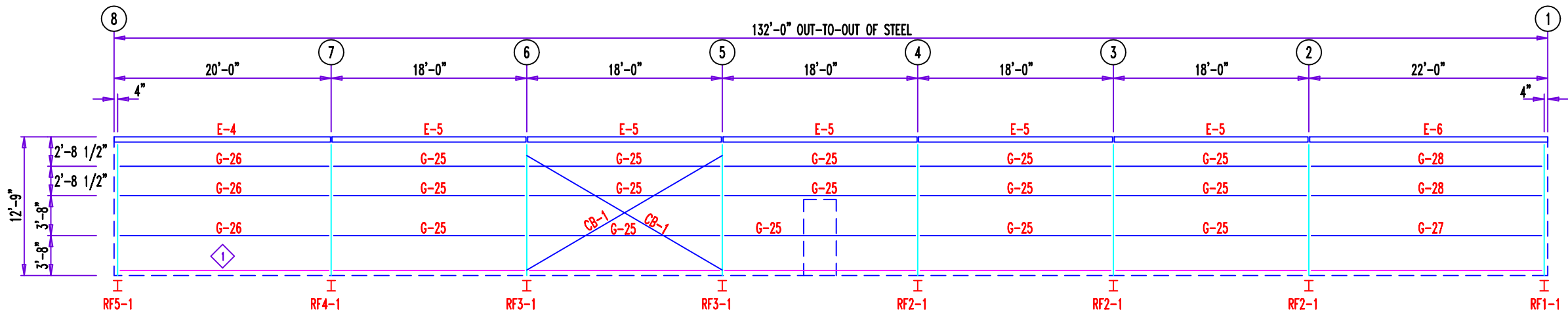
SIDEWALL SHEETING & TRIM: FRAME LINE C

PANELS: 26 Ga. JRU - Ash Gray

**ANGLE TABLE**  
FRAME LINE C

ID	MARK	LENGTH
1	Base L	20'-0"

◇ DOWNSPOUT LOCATIONS

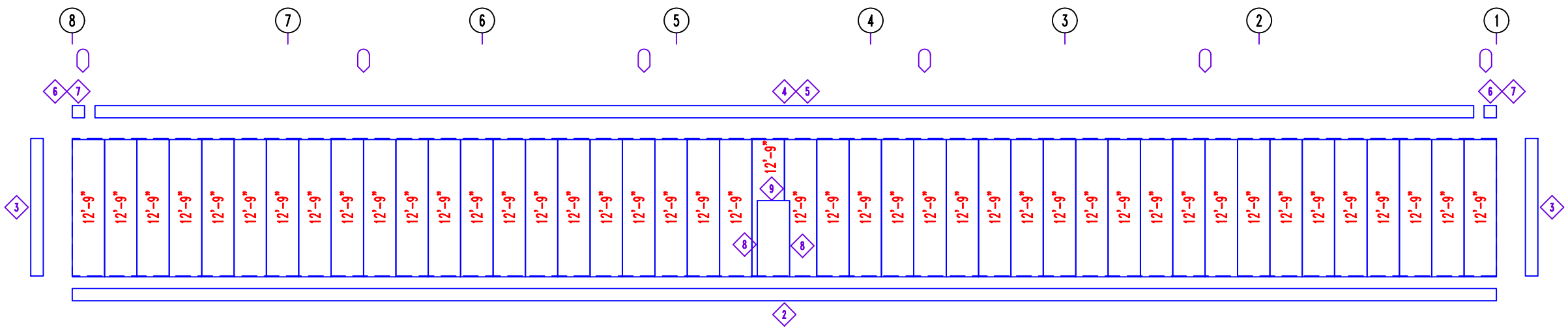


SIDEWALL FRAMING: FRAME LINE A

TRIM TABLE FRAME LINE A			
◇ ID	MARK	LENGTH	DETAIL
2	BT-101	10'-3"	TRIM_74
3	CT-102	12'-9"	TRIM_323
4	FL18D	10'-3"	
5	FL18D	21'-0"	
6	FL18A	6"	
7	FL16C	6"	TRIM_350
8	FL-26	7'-6"	TRIM_239
9	FL-26	3'-6"	TRIM_232

MEMBER TABLE FRAME LINE A		
MARK	PART	LENGTH
E-4	E085344L	19'-11 1/2"
E-5	E085344L	17'-11 1/2"
E-6	E085344L	21'-11 1/2"
G-25	8X25Z16	17'-5 1/4"
G-26	8X25Z16	19'-1 1/4"
G-27	8X25Z14	21'-1 1/4"
G-28	8X25Z16	21'-1 1/4"
CB-1	0.25 CBL	19'-9"

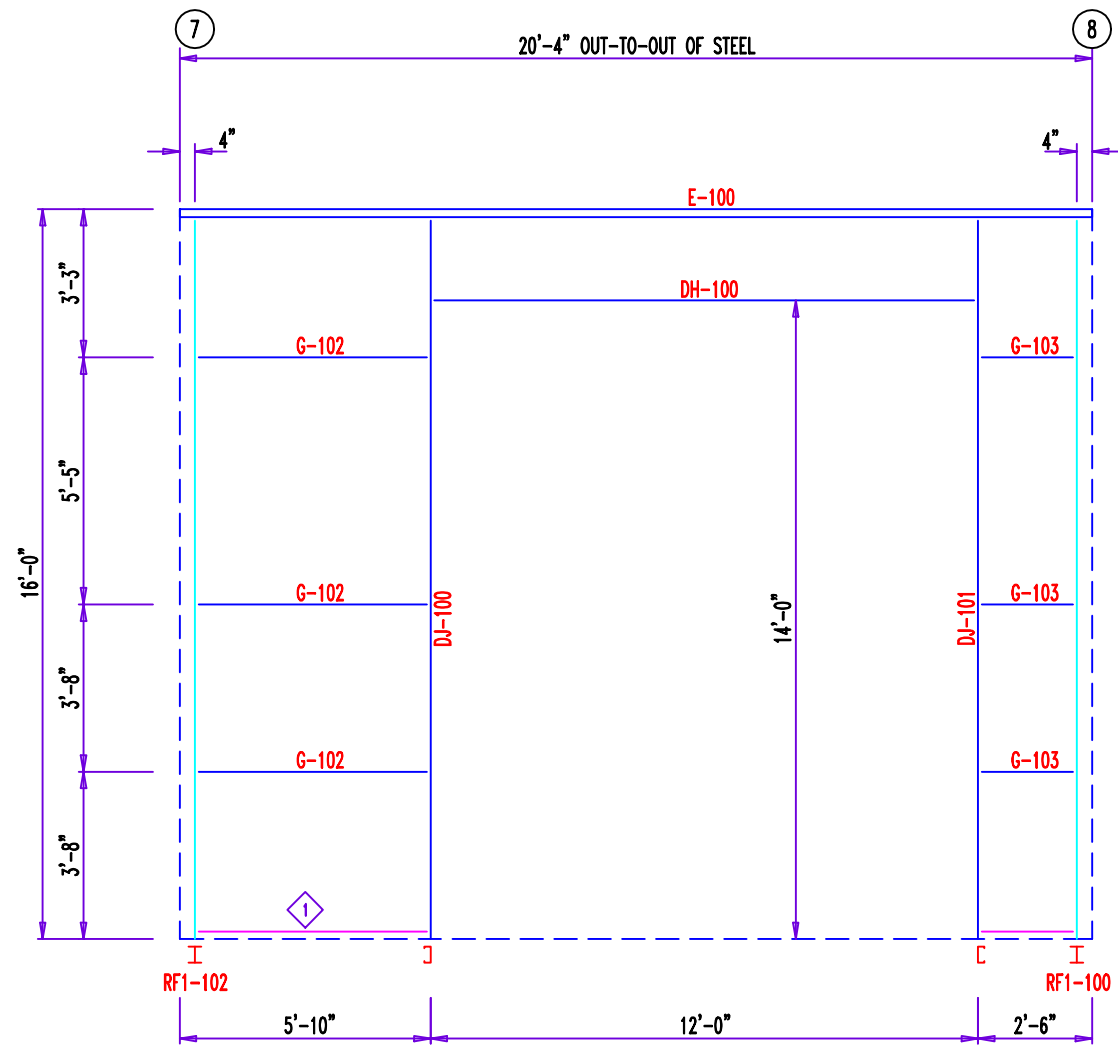
ANGLE TABLE FRAME LINE A		
◇ ID	MARK	LENGTH
1	Base L	20'-0"



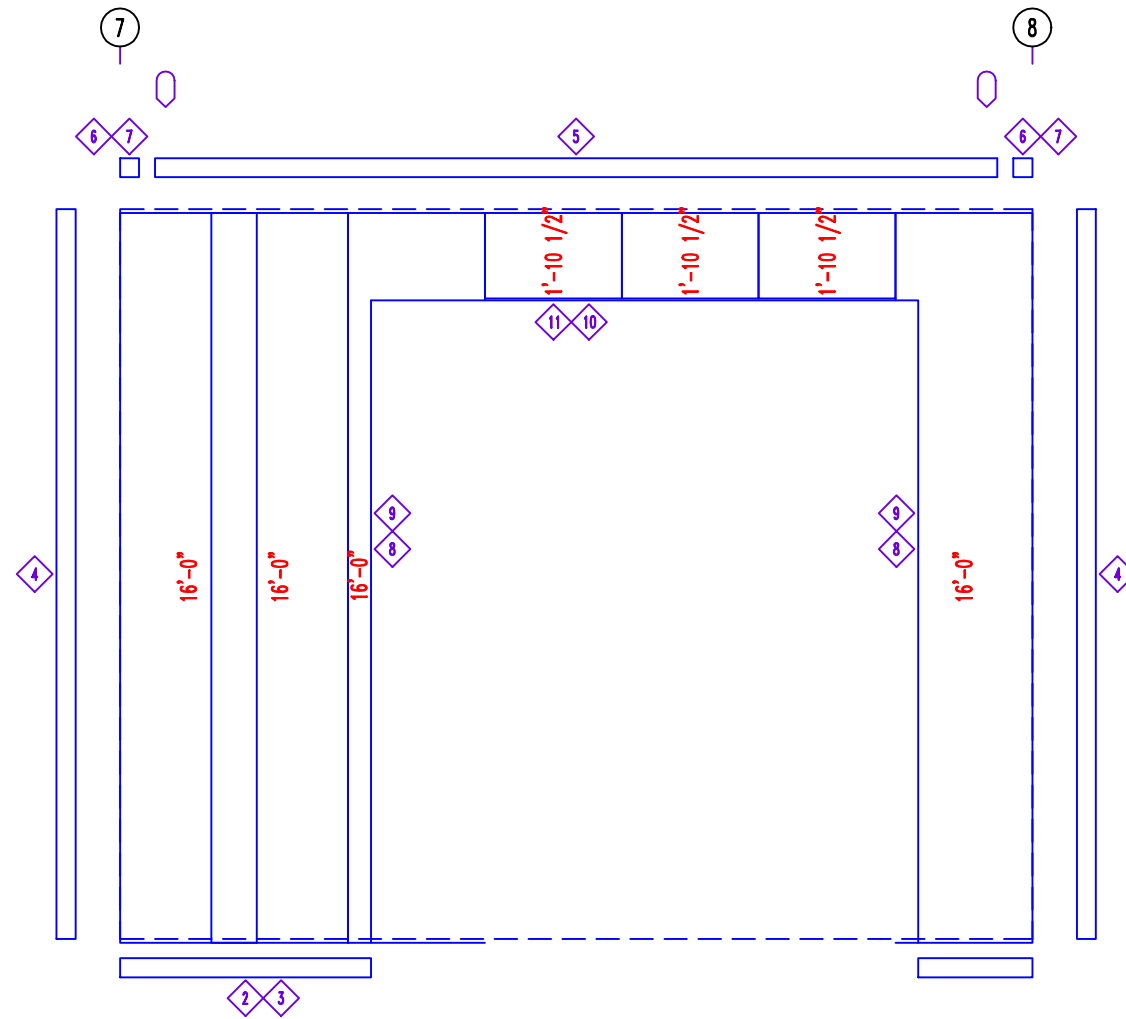
SIDEWALL SHEETING & TRIM: FRAME LINE A

PANELS: 26 Ga. JRU - Ash Gray

◇ DOWNSPOUT LOCATIONS



SIDEWALL FRAMING: FRAME LINE D



SIDEWALL SHEETING & TRIM: FRAME LINE D

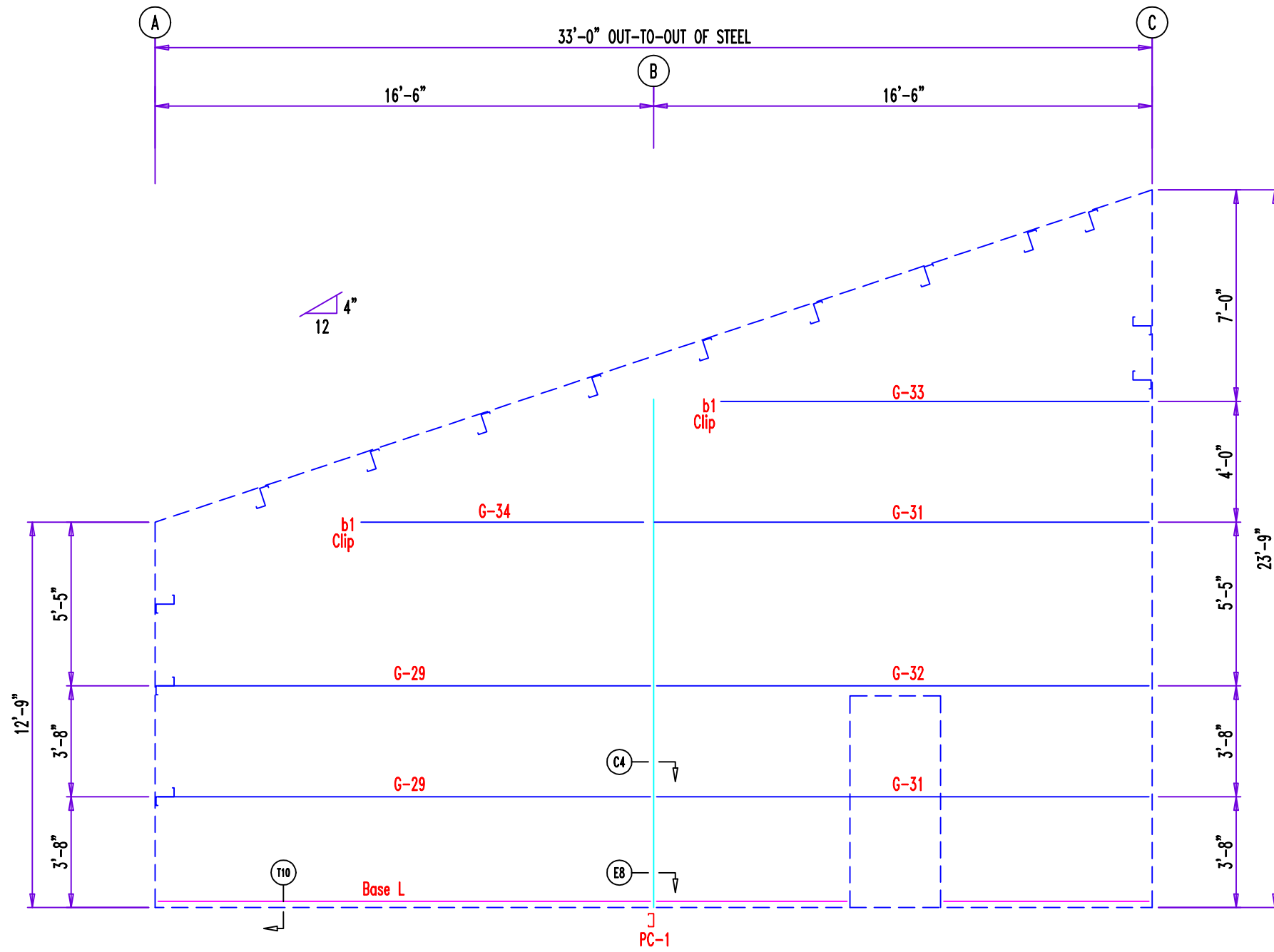
PANELS: 26 Ga. JRU - Ash Gray

TRIM TABLE FRAME LINE D			
◇ ID	MARK	LENGTH	DETAIL
2	BT-101	10'-3"	TRIM_74
3	BT-101	SCRAP	TRIM_74
4	CT-102	16'-0"	TRIM_323
5	FL18D	21'-0"	
6	FL18A	6"	
7	FL16C	6"	TRIM_350
8	MT-116	14'-4"	TRIM_242
9	FL-26	14'-6"	TRIM_239
10	MT-116	12'-4"	TRIM_235
11	FL-26	12'-6"	TRIM_232

MEMBER TABLE FRAME LINE D		
MARK	PART	LENGTH
DJ-100	8X35C14	15'-4 5/8"
DJ-101	8X35C14	15'-4 5/8"
DH-100	8X35C16	12'-0"
E-100	E085341L	20'-3 1/2"
G-102	8X25Z16	4'-10 3/8"
G-103	8X25Z16	1'-6 3/8"

ANGLE TABLE FRAME LINE D		
◇ ID	MARK	LENGTH
1	Base L	SCRAP

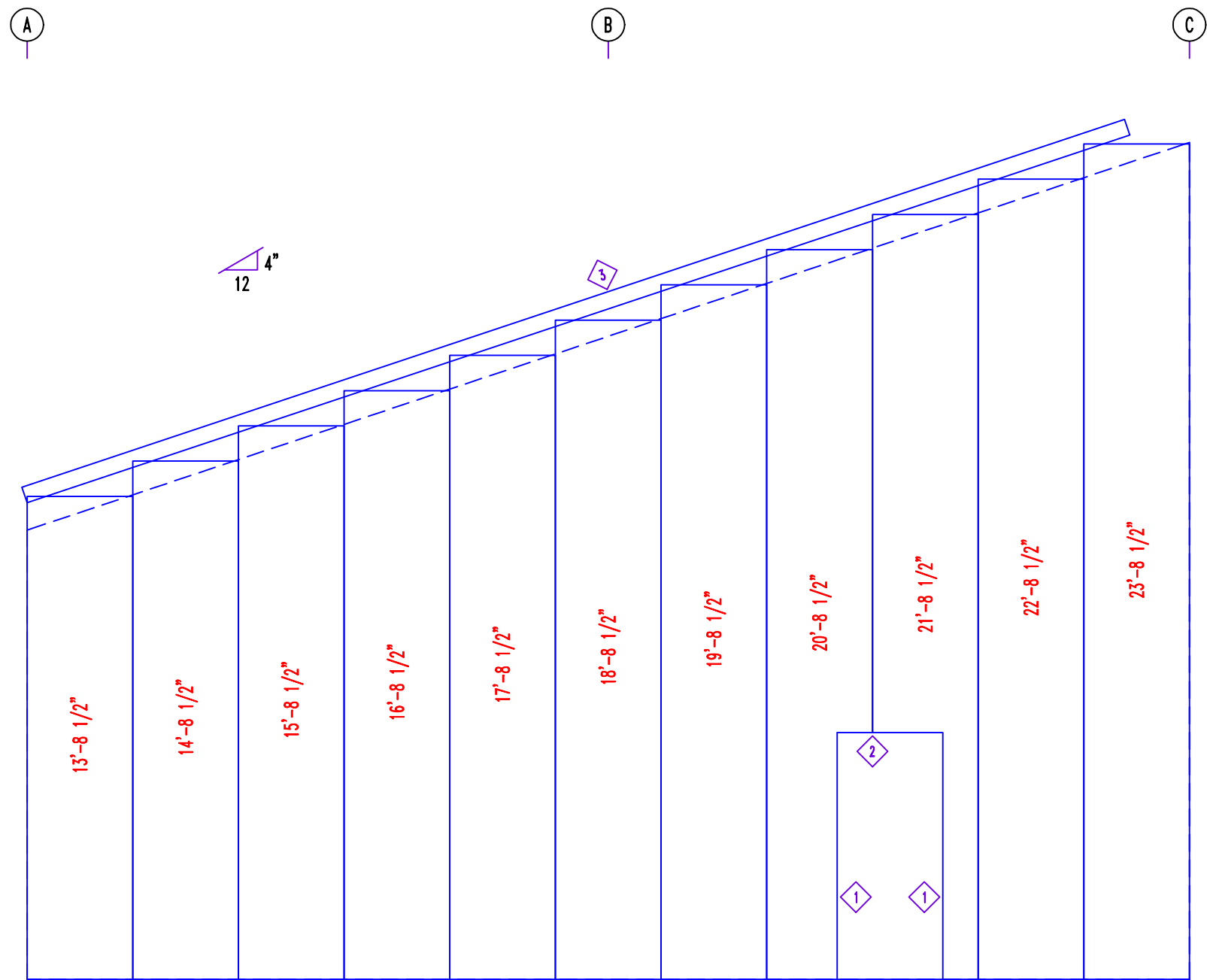




MEMBER TABLE PARTITION 1	
MARK	PART
PC-1	8X35C12
G-29	8X25Z16
G-31	8X25Z16
G-32	8X25Z14
G-33	8X25Z16
G-34	8X25Z16

PARTITION FRAMING @ FRAME LINE 7

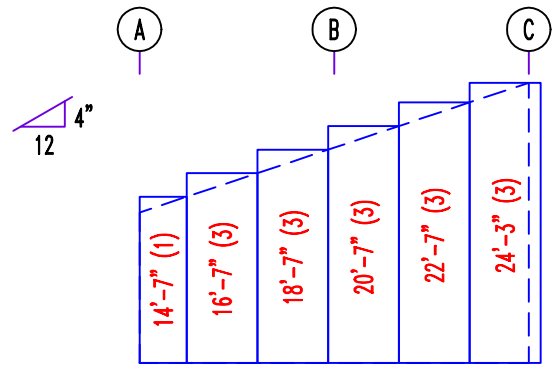
TRIM TABLE		
PARTITION 1		
ID	PART	DETAIL
1	FL-26	TRIM_239
2	FL-26	TRIM_232
3	MT-113	TRIM_329



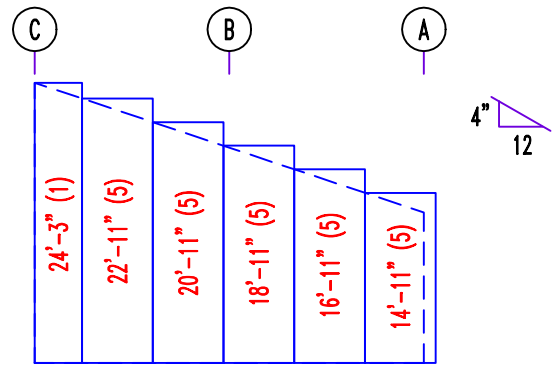
**PARTITION SHEETING & TRIM @ LINE 7**  
 PANELS: 26 Ga. JR - Need Wall Color

INSULATION TABLE				
FRAME LINE 1 C 8 A				
ROLL	QUAN	MARK	WIDTH	LENGTH
1	1	WI-1	4'-0"	89'-7"
2	1	WI-2	6'-0"	13'-3"
3	1	WI-3	6'-0"	102'-7"
4	2	WI-4	6'-0"	119'-3"
5	1	WI-5	6'-0"	121'-1"
6	3	WI-6	6'-0"	123'-6"

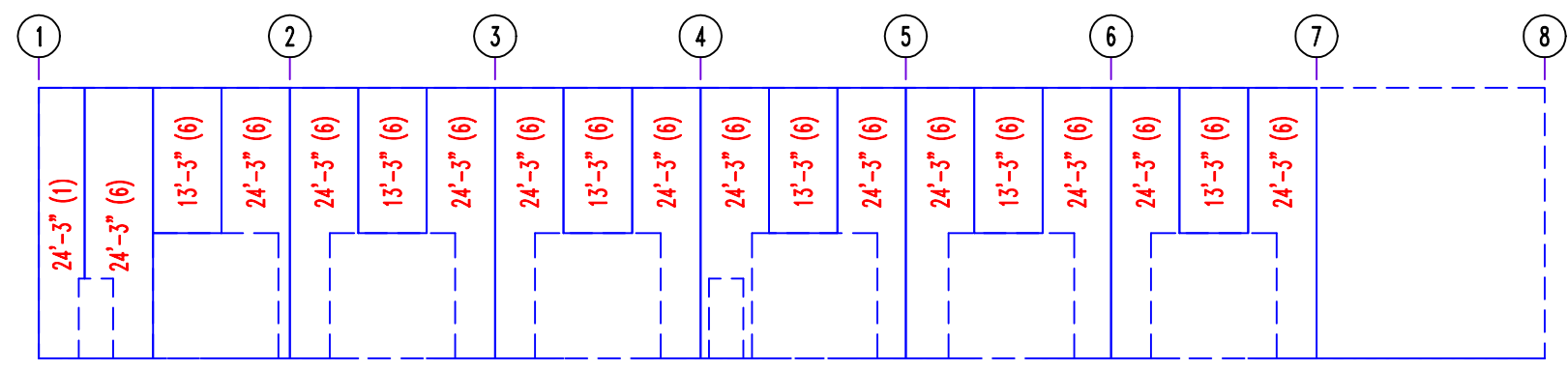
LEGEND:  
89'-7" (1)  
Length (Roll #)



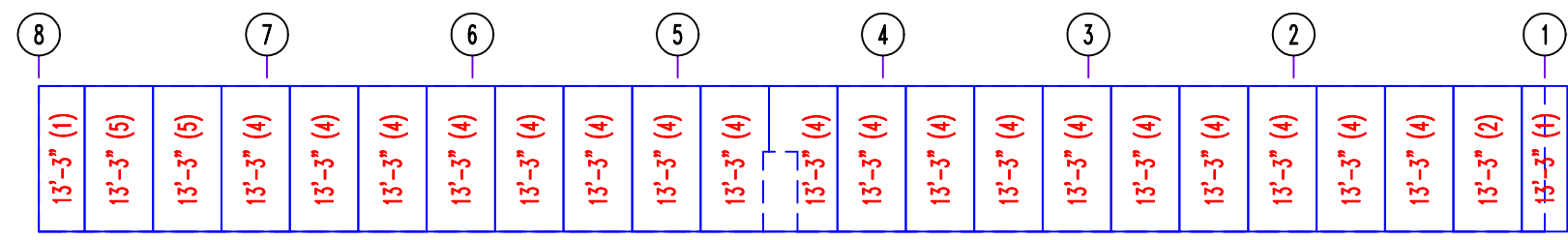
ENDWALL INSULATION: FRAME LINE 1  
INSULATION: 3.00" Thick VR



ENDWALL INSULATION: FRAME LINE 8  
INSULATION: 3.00" Thick VR



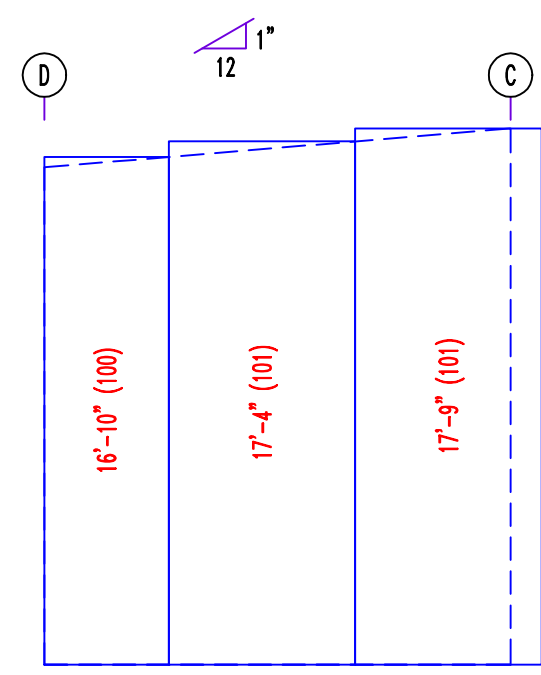
SIDEWALL INSULATION: FRAME LINE C  
INSULATION: 3.00" Thick VR



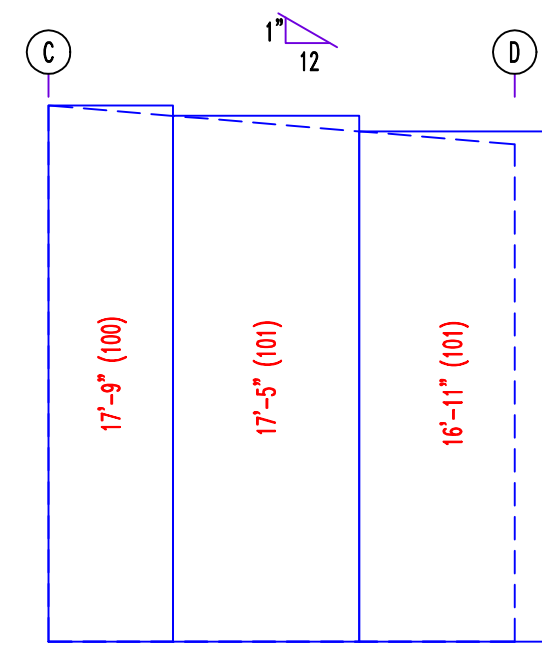
SIDEWALL INSULATION: FRAME LINE A  
INSULATION: 3.00" Thick VR

INSULATION TABLE FRAME LINE 8 7 D				
ROLL	QUAN	MARK	WIDTH	LENGTH
100	1	WI-100	4'-0"	67'-7"
101	1	WI-101	6'-0"	88'-5"

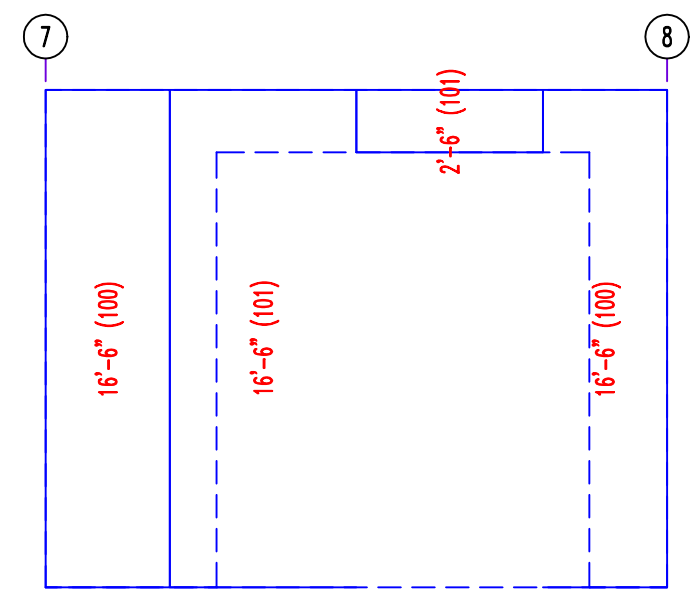
LEGEND:  
67'-7" (1)  
Length (Roll #)



**ENDWALL INSULATION: FRAME LINE 8**  
INSULATION: 3.00" Thick VR



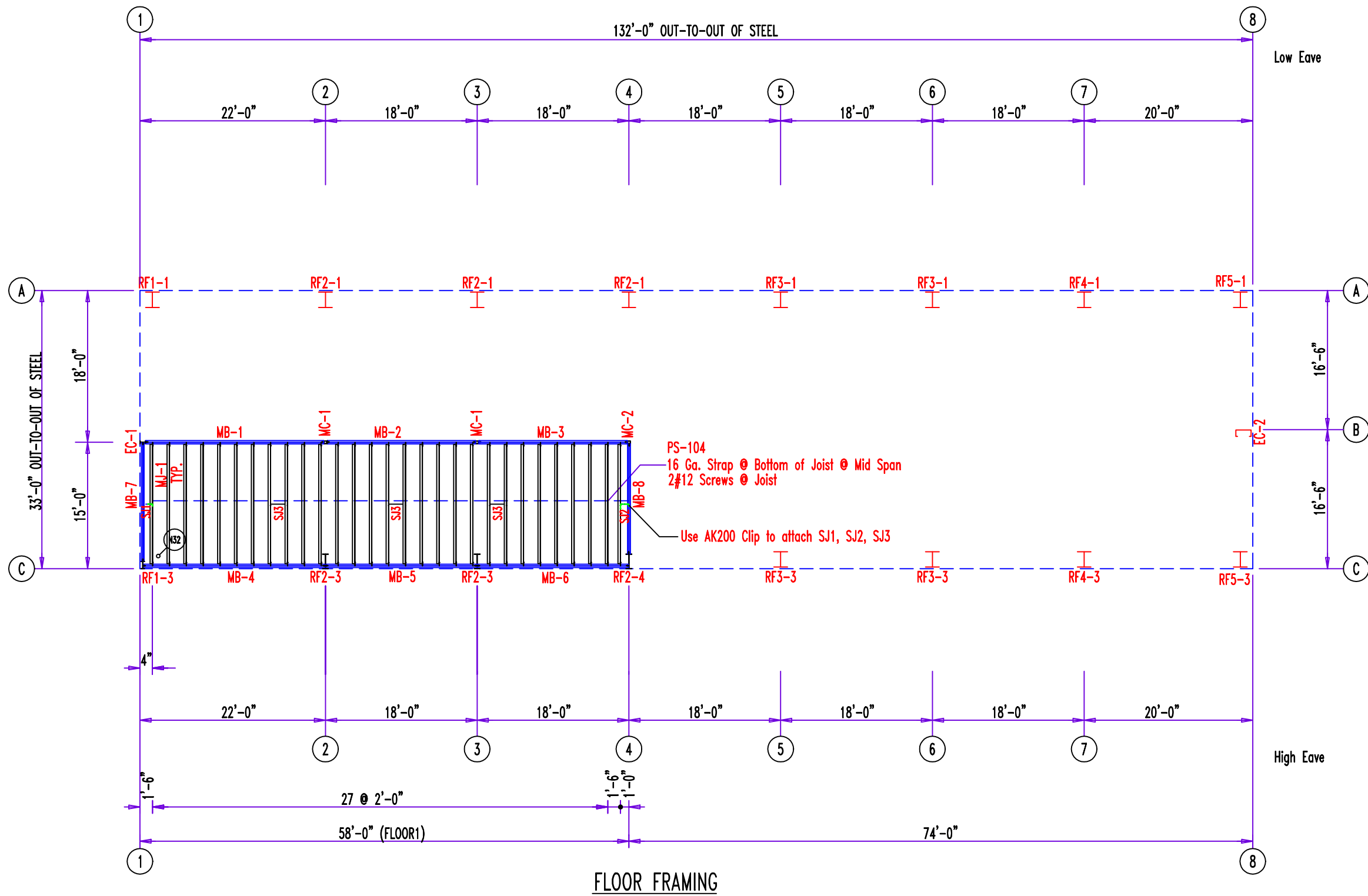
**ENDWALL INSULATION: FRAME LINE 7**  
INSULATION: 3.00" Thick VR



**SIDEWALL INSULATION: FRAME LINE D**  
INSULATION: 3.00" Thick VR

MEMBER TABLE	
MARK	PART
MC-1	T4x250
MC-2	T4x250
MJ-1	10X35C14

MEMBER TABLE	
MARK	PART
MB-1	W14X22
MB-2	W14X22
MB-3	W14X22
MB-4	W14X22
MB-5	W14X22
MB-6	W14X22
MB-7	W10X12
MB-8	W10X12
SJ1	8X2.5C16
SJ2	8X2.5C16
SJ3	8X2.5C16

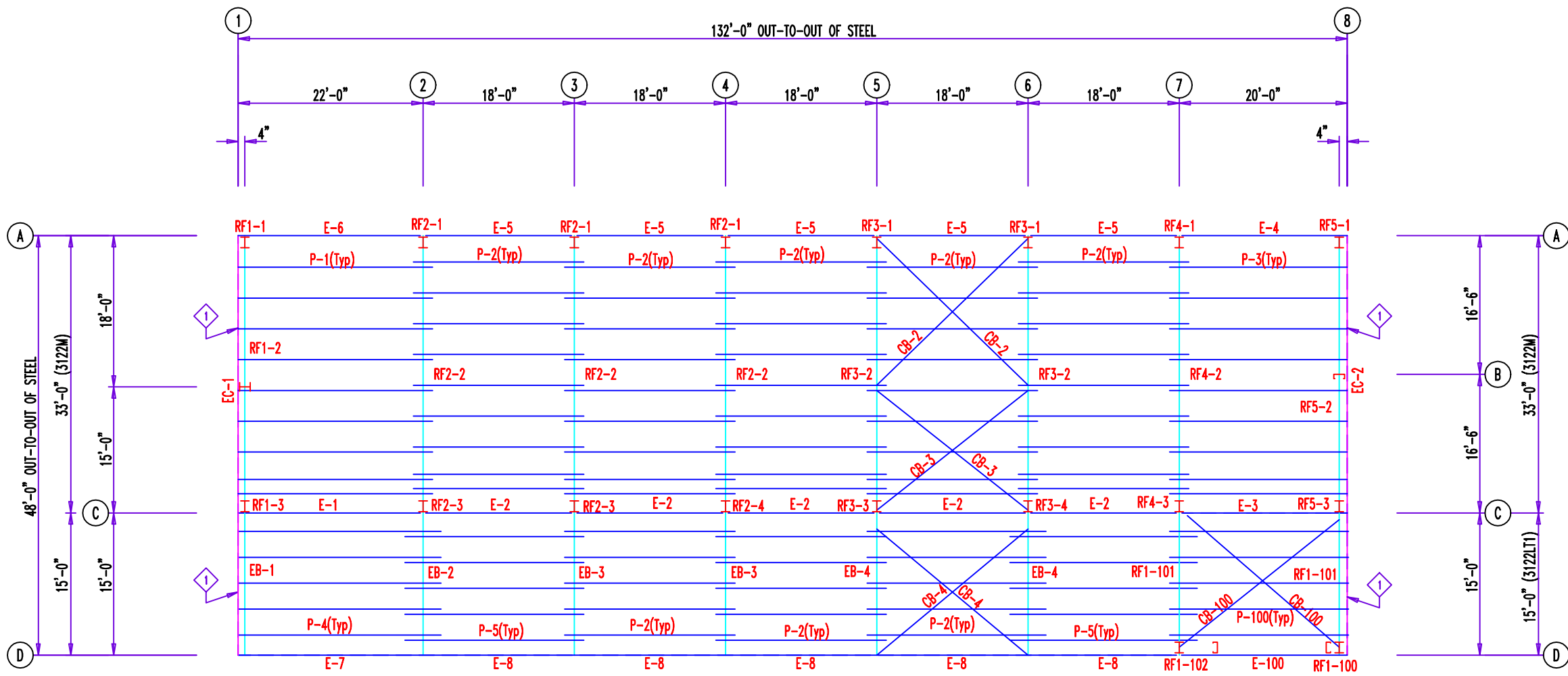


NOTE :

USE (3) 3/4" x 1 3/4" A325 BOLTS @ EACH END FOR MB-1 TO MB-6 CONNECTION

USE (2) 3/4" x 1 3/4" A325 BOLTS @ EACH END FOR MB-7 TO MB-8 CONNECTION

USE (2) 1/2" x 1 1/4" A325 BOLTS @ EACH END FOR MJ-1 CONNECTION

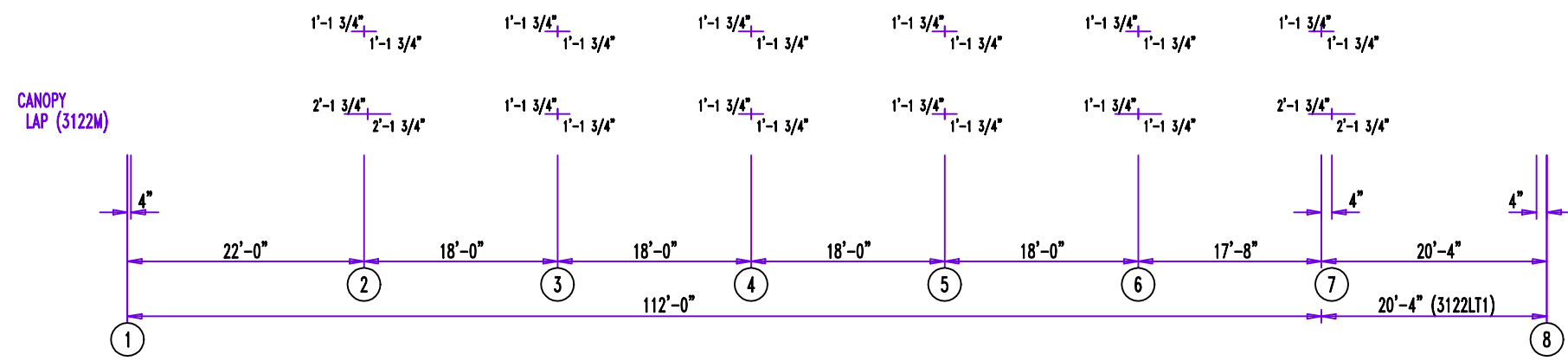


EXTENSION/CANOPY BOLTS				
ROOF PLAN				
MARK	QUAN	TYPE	DIA	LENGTH
EB-1	8	A325	3/4"	1 3/4"
EB-2	8	A325	3/4"	1 3/4"
EB-3	8	A325	3/4"	1 3/4"
EB-4	8	A325	3/4"	1 3/4"

MEMBER TABLE				
ROOF PLAN				
QUAN	MARK	PART	LENGTH	
3122M				
2	EB-1	BEAM	15'-0 1/2"	
1	EB-2	BEAM	15'-0 5/8"	
2	EB-3	BEAM	15'-0 5/8"	
2	EB-4	BEAM	15'-0 5/8"	
9	P-1	8X25Z16	23'-1 1/2"	
60	P-2	8X25Z16	20'-3 1/2"	
9	P-3	8X25Z16	21'-1 1/2"	
5	P-4	8X25Z14	24'-1 1/2"	
10	P-5	8X25Z16	21'-3 1/2"	
1	E-1	E085344H	21'-11 1/2"	
5	E-2	E085344H	17'-11 1/2"	
1	E-3	E085344H	19'-11 1/2"	
1	E-4	E085344L	19'-11 1/2"	
5	E-5	E085344L	17'-11 1/2"	
1	E-6	E085344L	21'-11 1/2"	
1	E-7	E085341L	21'-11 1/2"	
5	E-8	E085341L	17'-11 1/2"	
2	CB-2	0.25_CBL	23'-9 1/2"	
2	CB-3	0.25_CBL	21'-8 3/4"	
2	CB-4	0.25_CBL	21'-2"	

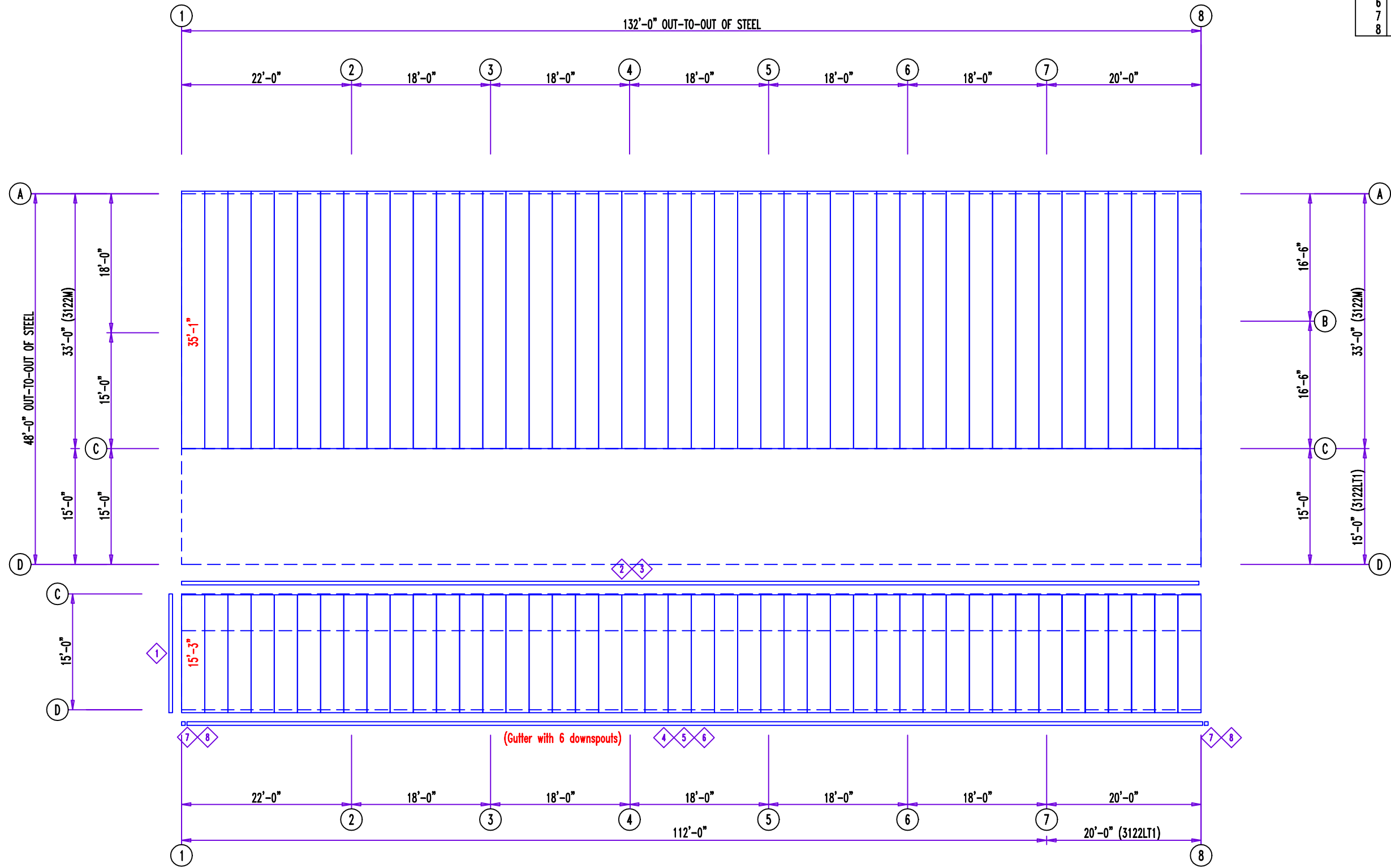
3122LT1				
5	P-100	8X25Z12	22'-1 1/2"	
1	E-100	E085341L	20'-3 1/2"	
2	CB-100	0.25_CBL	22'-6 3/4"	

ANGLE TABLE		
ROOF PLAN		
ID	MARK	LENGTH
1	Rake L	20'-0"



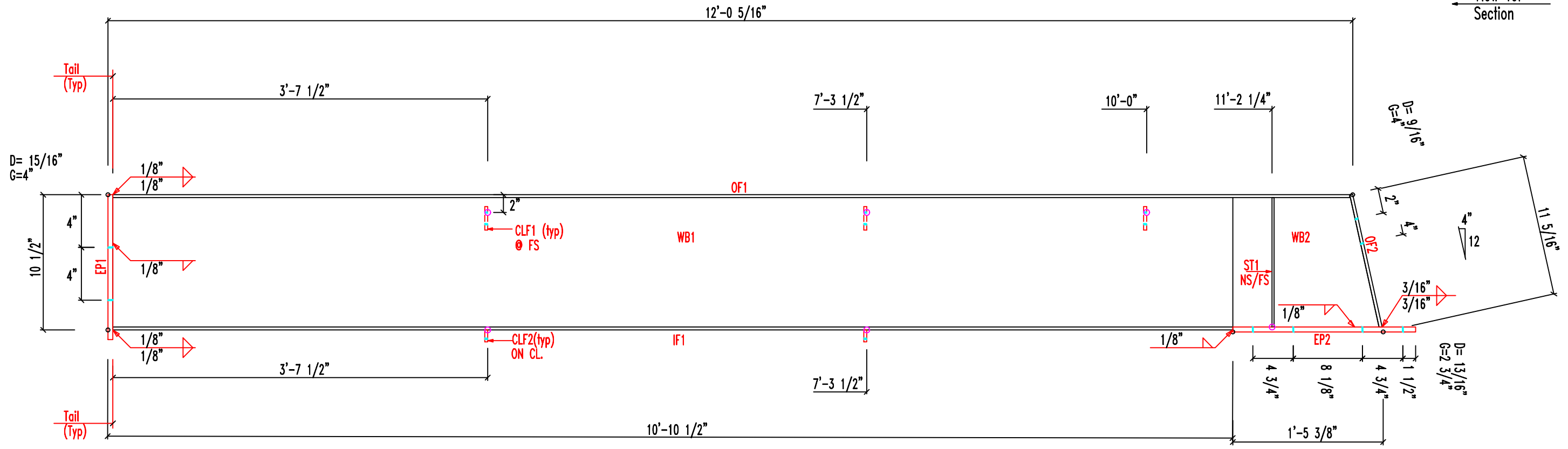
ROOF FRAMING PLAN

TRIM TABLE				
ROOF PLAN				
ID	QUAN	PART	LENGTH	DETAIL
1	4	FL-16	21'-0"	TRIM_229
2	1	MT-70	10'-3"	
3	5	MT-70	21'-0"	
4	12	GC-101	10'-3"	TRIM_316
5	1	FL-18B	10'-3"	
6	5	FL-18B	21'-0"	
7	2	FL-18A	6"	
8	2	FL-16C	6"	TRIM_350



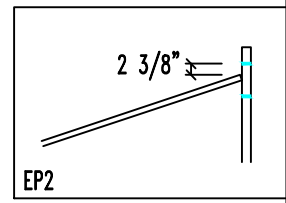
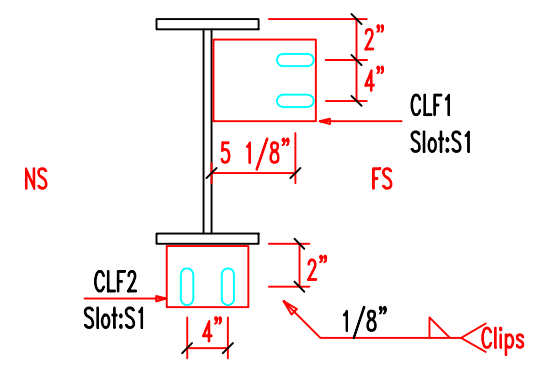
**ROOF SHEETING PLAN**  
 PANELS: 26 Ga. JR - Galvalume Plus

D=DIAMETER  
G=GAGE



MARK	QNT	DESCRIPTION	UNIT WT	TOTAL WT
WB1	1	10gax10"x10'-10"	49.6	49.6
WB2	1	3/16"x10"x1'-5"	8.1	8.1
OF1	1	1/4"x5"x11'-11 9/16"	50.9	50.9
OF2	1	1/4"x6"x10 3/4"	4.6	4.6
IF1	1	1/4"x5"x10'-10"	46.1	46.1
EP1	1	1/2"x8"x11"	12.5	12.5
EP2	1	1/2"x6"x1'-9 1/8"	18.0	18.0
ST1	2	3/16"x2 1/2"x9 7/8"	2.6	2.6
CLF1	3	1/4"x6"x6 1/4"	8.0	8.0
CLF2	2	3/16"x6"x3 1/8"	2.0	2.0
Weight Sum			202.	202.2

SLOT TABLE	
ID	SIZE
S1	9/16"x1"

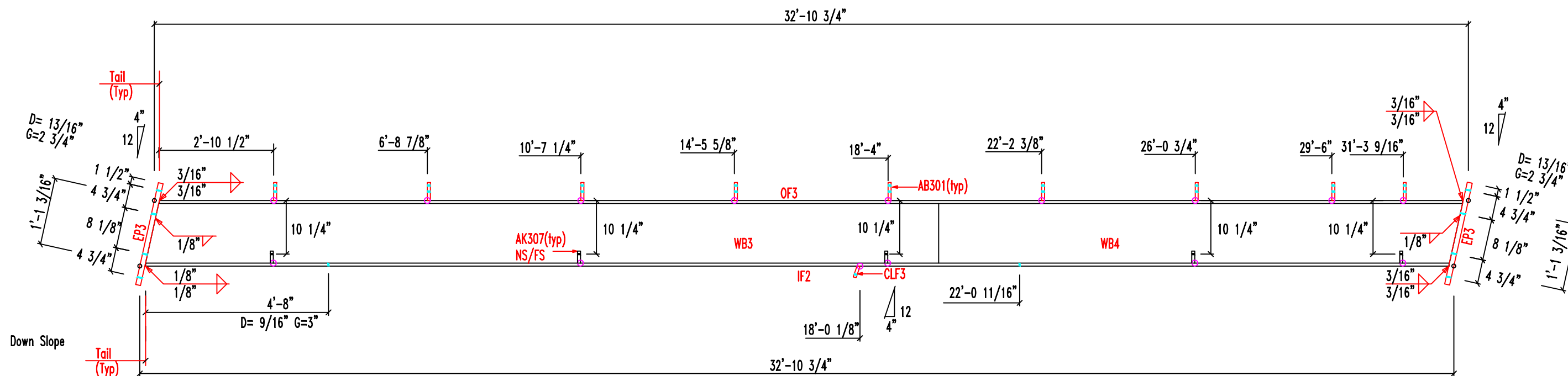


CUSTOMER		
JOB 3122M	CHECKED BY	DATE 1/21/21
QUANTITY 1	PART RF1-1	DRAWING RF1-1A



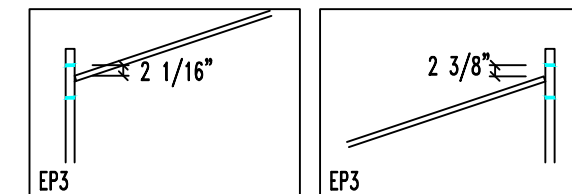
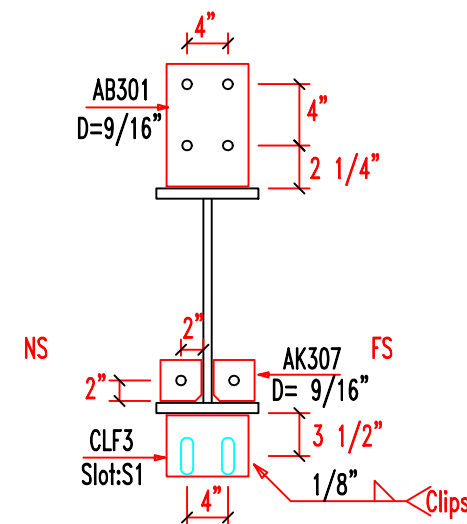
D=DIAMETER  
G=GAGE

View for Section



MARK	QNT	DESCRIPTION	UNIT WT	TOTAL WT
WB3	1	10gax1'-0"x19'-11 1/2"	108.7	108.7
WB4	1	10gax1'-0"x13'-2 3/16"	71.5	71.5
OF3	1	1/4"x5"x32'-9 5/8"	139.5	139.5
IF2	1	1/4"x5"x32'-9 5/8"	139.5	139.5
EP3	2	1/2"x6"x1'-8 5/8"	35.1	35.1
AK307	10	10gax3"x3"	3.2	3.2
AB301	9	1/4"x6"x7 1/8"	20.4	20.4
CLF3	1	1/4" x 6 1/2" x 5 1/2"	1.5	1.5
Weight Sum			519.	519.4

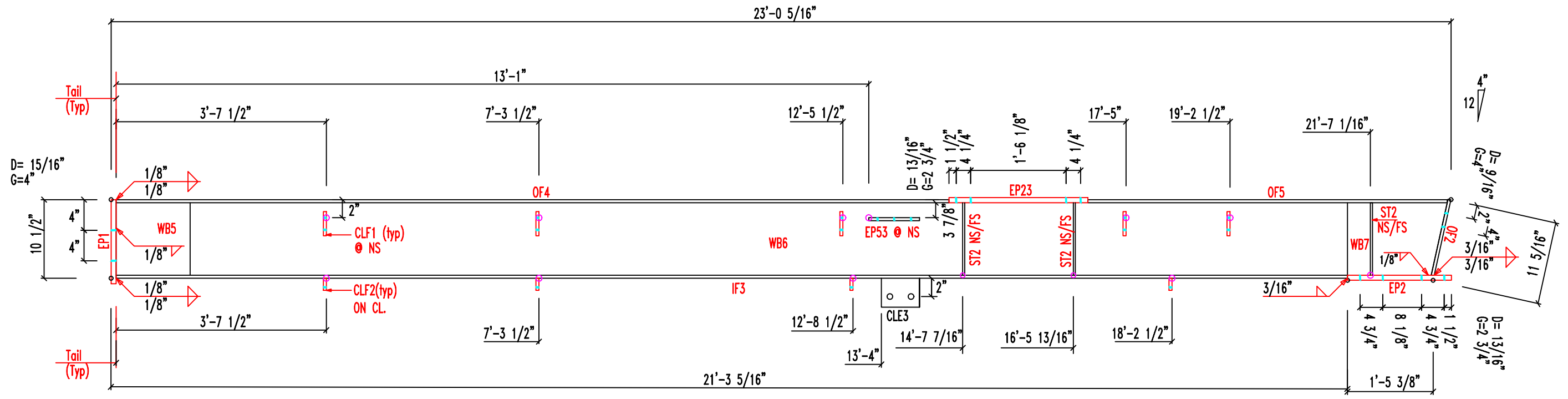
SLOT TABLE	
ID	SIZE
S1	11/16"x2"



CUSTOMER		
JOB 3122M	CHECKED BY	DATE 1/21/21
QUANTITY 1	PART RF1-2	DRAWING RF1-2A

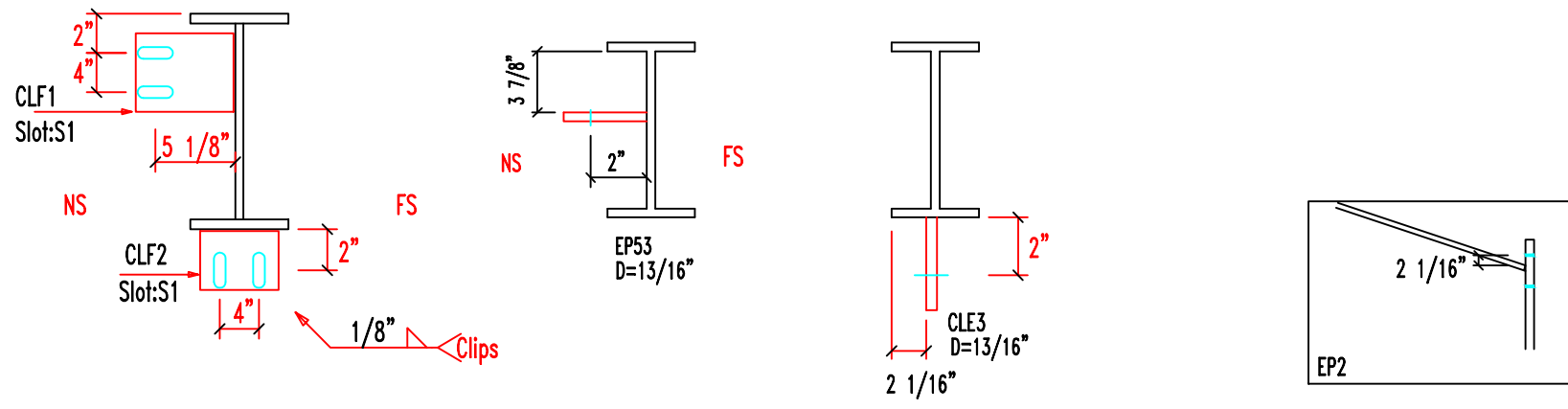
D=DIAMETER  
G=GAGE

View for Section



MARK	QNT	DESCRIPTION	UNIT WT	TOTAL WT
WB5	1	10gax10"x1'-3 5/16"	5.8	5.8
WB6	1	10gax10"x19'-11 1/2"	91.3	91.3
WB7	1	3/16"x10"x1'-8 5/8"	10.1	10.1
OF4	1	1/4"x5"x14'-4"	61.1	61.1
OF5	1	1/4"x5"x6'-1 7/8"	26.4	26.4
OF2	1	1/4"x6"x10 3/4"	4.6	4.6
IF3	1	1/4"x5"x21'-2 13/16"	90.3	90.3
EP1	1	1/2"x8"x11"	12.5	12.5
EP2	1	1/2"x6"x1'-9 1/8"	18.0	18.0
EP23	1	3/8"x8"x2'-5 5/8"	24.5	24.5
ST2	6	3/8"x2 1/2"x9 7/8"	3.5	3.5
EP53	1	3/8"x3 1/2"x9"	4.5	4.5
CLF1	5	1/4"x6"x6 1/4"	13.2	13.2
CLF2	4	3/16"x6"x3 1/8"	4.0	4.0
CLE3	1	3/8"x3 1/2"x6"	4.5	4.5
Weight Sum			370.	369.7

SLOT TABLE	
ID	SIZE
S1	9/16"x1"

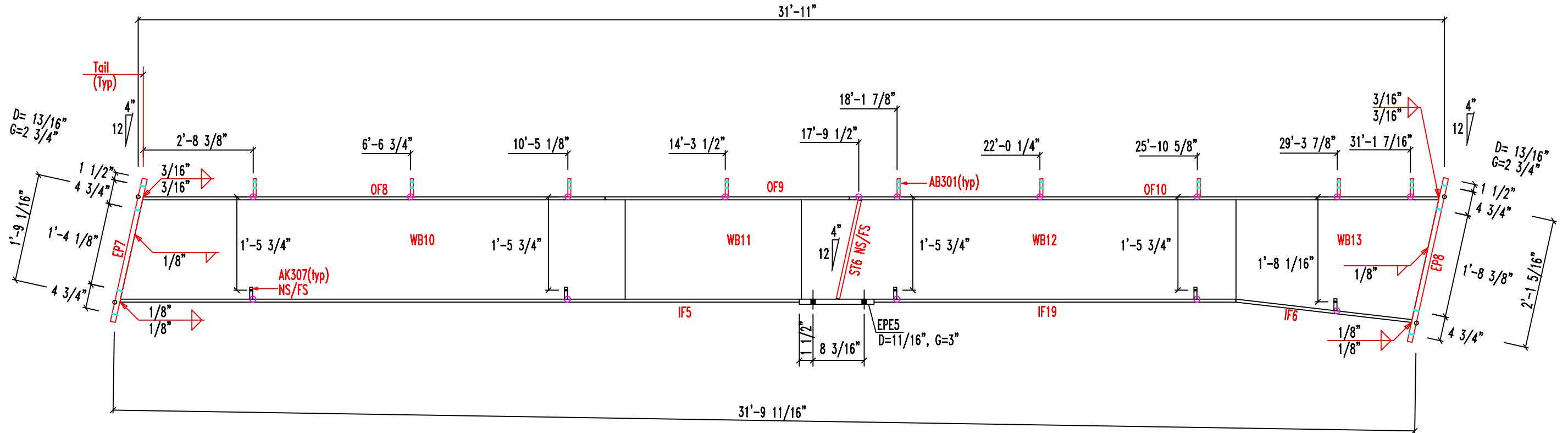


CUSTOMER		
JOB 3122M	CHECKED BY	DATE 1/21/21
QUANTITY 1	PART RF1-3	DRAWING RF1-3A

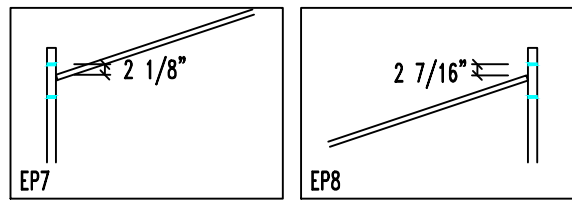
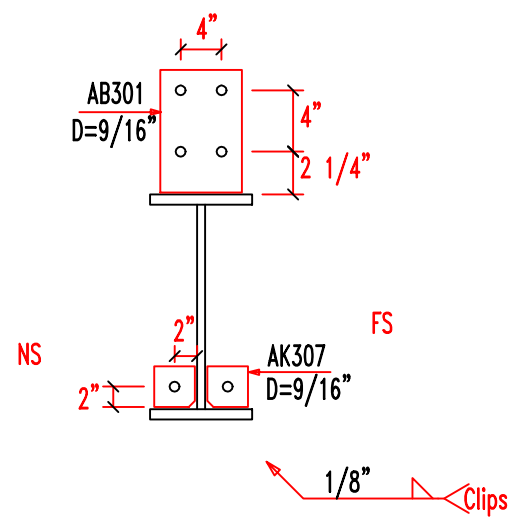


D=DIAMETER  
G=GAGE

View for  
Section



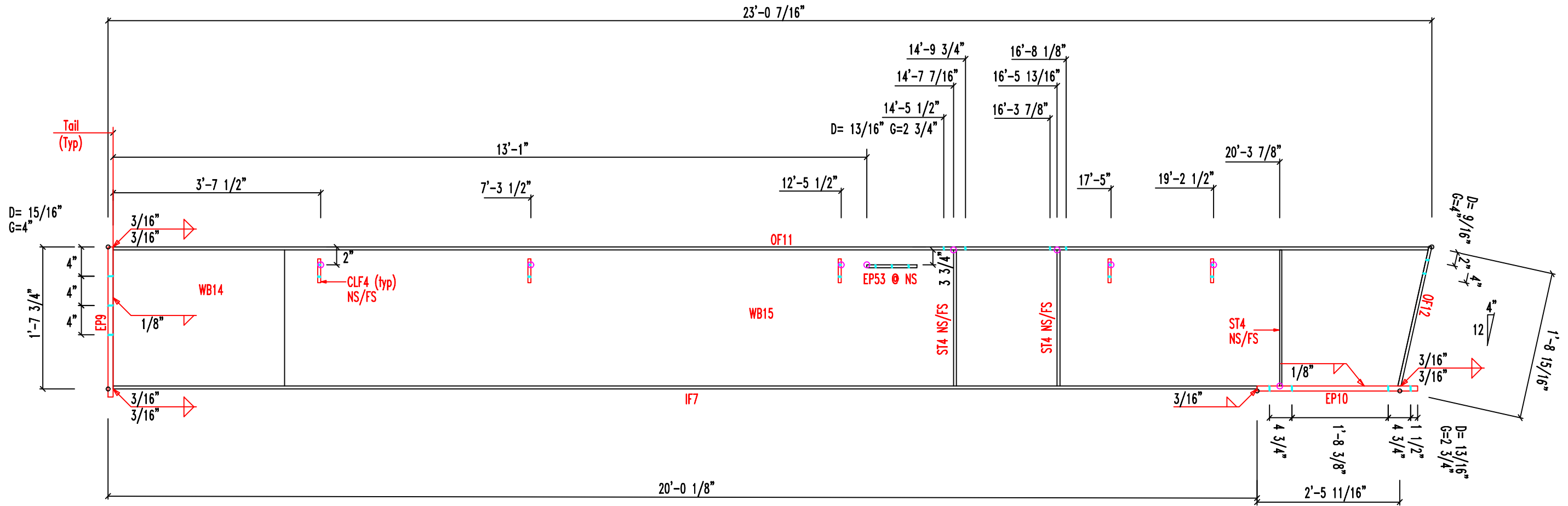
MARK	QNT	DESCRIPTION	UNIT WT	TOTAL WT
WB10	3	3/16"x1'-7 1/2"x12'-4 3/4"	150.9	452.6
WB11	3	10gax1'-7 1/2"x5'-0"	44.6	133.9
WB12	3	3/16"x1'-7 1/2"x10'-0"	124.4	373.2
WB13	3	3/16"x2'-0 1/8"x4'-11 3/4"	64.2	192.6
OF8	3	1/4"x6"x11'-4 3/16"	57.9	173.8
OF9	3	3/8"x6"x6'-0"	45.9	137.8
OF10	3	1/4"x6"x14'-5 3/4"	73.9	221.7
IF5	3	1/4"x6"x17'-3 7/8"	88.4	265.2
IF6	3	1/4"x6"x4'-4"	22.1	66.3
EP7	3	1/2"x6"x2'-4 5/8"	24.4	73.1
EP8	3	1/2"x8"x2'-8 7/8"	37.3	111.9
AK307	30	10gax3"x3"	3.2	9.6
AB301	27	1/4"x6"x7 1/8"	20.4	61.3
ST6	6	3/8"x3"x1'-8 3/8"	20.4	61.3
IF19	3	1/4"x6"x9'-1 11/16"	46.7	140.1
EPE5	3	1/2"x6"x11 3/16"	4.8	14.4
Weight Sum			809.	2427.2



CUSTOMER		
JOB 3122M	CHECKED BY	DATE 1/21/21
QUANTITY 3	PART RF2-2	DRAWING RF2-2A

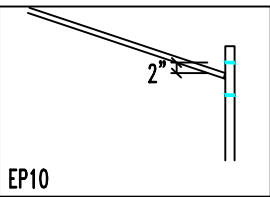
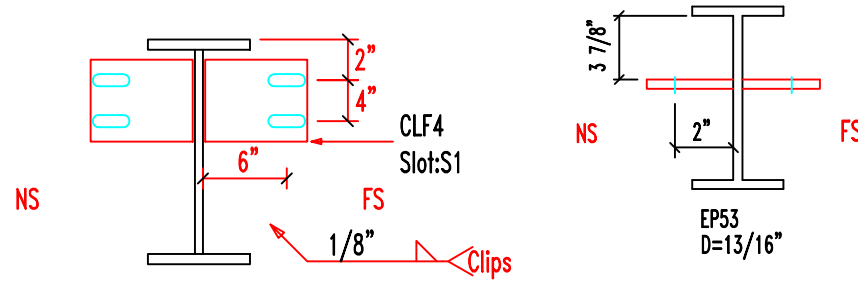
D=DIAMETER  
G=GAGE

View for Section



MARK	QNT	DESCRIPTION	UNIT WT	TOTAL WT
WB14	2	3/16"x1'-7"x2'-11 15/16"	36.3	72.6
WB15	2	3/16"x1'-7"x19'-11 1/2"	238.7	477.5
OF11	2	3/8"x8"x22'-11 7/16"	234.3	468.6
OF12	2	3/8"x8"x1'-8 5/16"	17.3	34.5
IF7	2	3/8"x8"x19'-11 5/8"	203.8	407.7
EP9	2	1/2"x8"x1'-8 1/2"	23.2	46.5
EP10	2	1/2"x8"x2'-9 3/8"	37.9	75.7
ST4	12	3/8"x3"x1'-6 7/8"	8.0	16.0
EP53	4	3/8"x3 1/2"x9"	9.0	18.1
CLF4	20	1/4"x6"x7 1/8"	30.2	60.4
Weight Sum			839.	1677.6

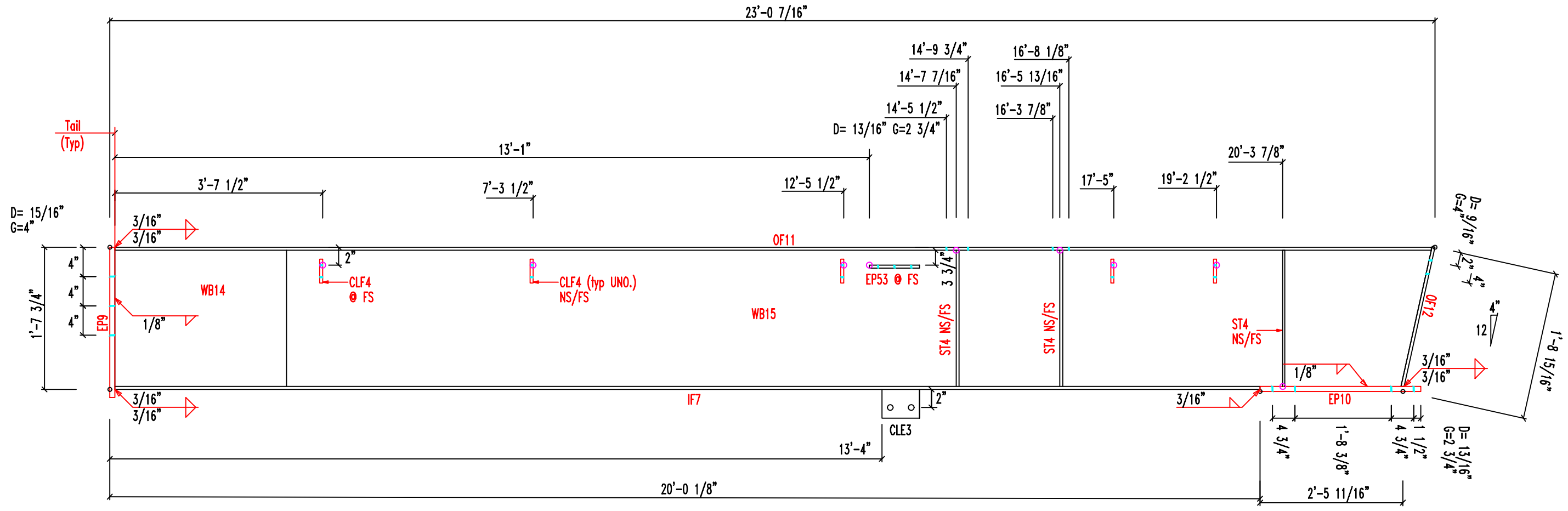
SLOT TABLE	
ID	SIZE
S1	9/16"x1"



CUSTOMER		
JOB 3122M	CHECKED BY	DATE 1/21/21
QUANTITY 2	PART RF2-3	DRAWING RF2-3A

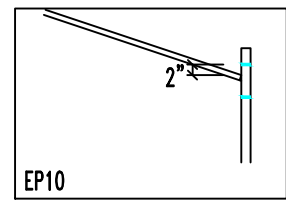
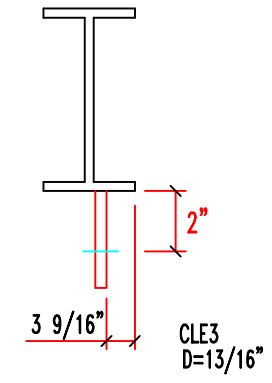
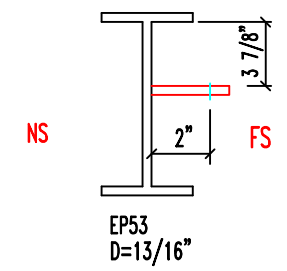
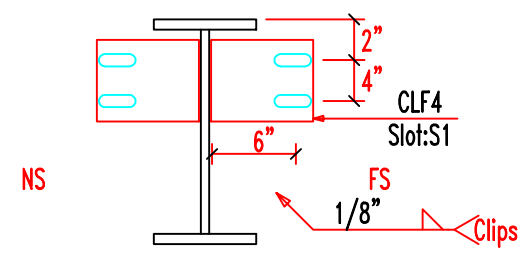
D=DIAMETER  
G=GAGE

View for Section



MARK	QNT	DESCRIPTION	UNIT WT	TOTAL WT
WB14	1	3/16"x1'-7"x2'-11 15/16"	36.3	36.3
WB15	1	3/16"x1'-7"x19'-11 1/2"	238.7	238.7
OF11	1	3/8"x8"x22'-11 7/16"	234.3	234.3
OF12	1	3/8"x8"x1'-8 5/16"	17.3	17.3
IF7	1	3/8"x8"x19'-11 5/8"	203.8	203.8
EP9	1	1/2"x8"x1'-8 1/2"	23.2	23.2
EP10	1	1/2"x8"x2'-9 3/8"	37.9	37.9
ST4	6	3/8"x3"x1'-6 7/8"	8.0	8.0
EP53	1	3/8"x3 1/2"x9"	4.5	4.5
CLF4	9	1/4"x6"x7 1/8"	30.2	30.2
CLE3	1	3/8"x3 1/2"x6"	4.5	4.5
Weight Sum			834.	834.3

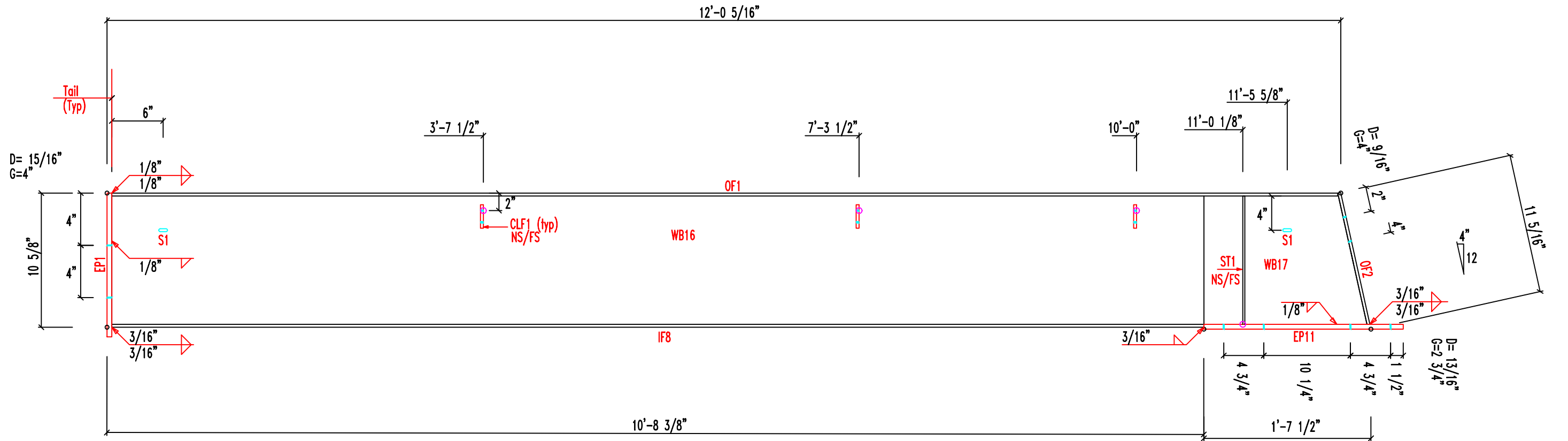
SLOT TABLE	
ID	SIZE
S1	9/16"x1"



CUSTOMER		
JOB 3122M	CHECKED BY	DATE 1/21/21
QUANTITY 1	PART RF2-4	DRAWING RF2-4A

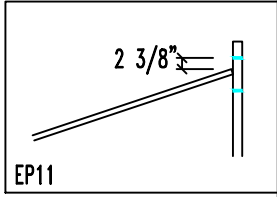
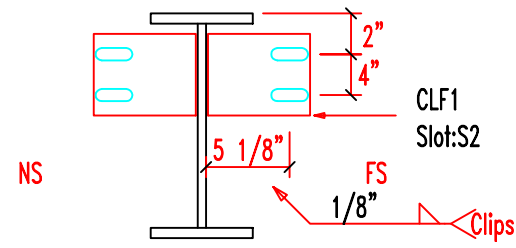
D=DIAMETER  
G=GAGE

View for Section



MARK	QNT	DESCRIPTION	UNIT WT	TOTAL WT
WB16	2	10gax10"x10'-7 7/8"	48.8	97.5
WB17	2	1/4"x10"x1'-7 1/16"	12.4	24.7
OF1	2	1/4"x5"x11'-11 9/16"	50.9	101.8
OF2	2	1/4"x6"x10 3/4"	4.6	9.1
IF8	2	3/8"x5"x10'-7 7/8"	68.0	136.0
EP1	2	1/2"x8"x11"	12.5	25.0
EP11	2	1/2"x6"x1'-11 1/4"	19.8	39.6
ST1	4	3/16"x2 1/2"x9 7/8"	2.6	5.2
CLF1	12	1/4"x6"x6 1/4"	15.9	31.8
Weight Sum			235.	470.7

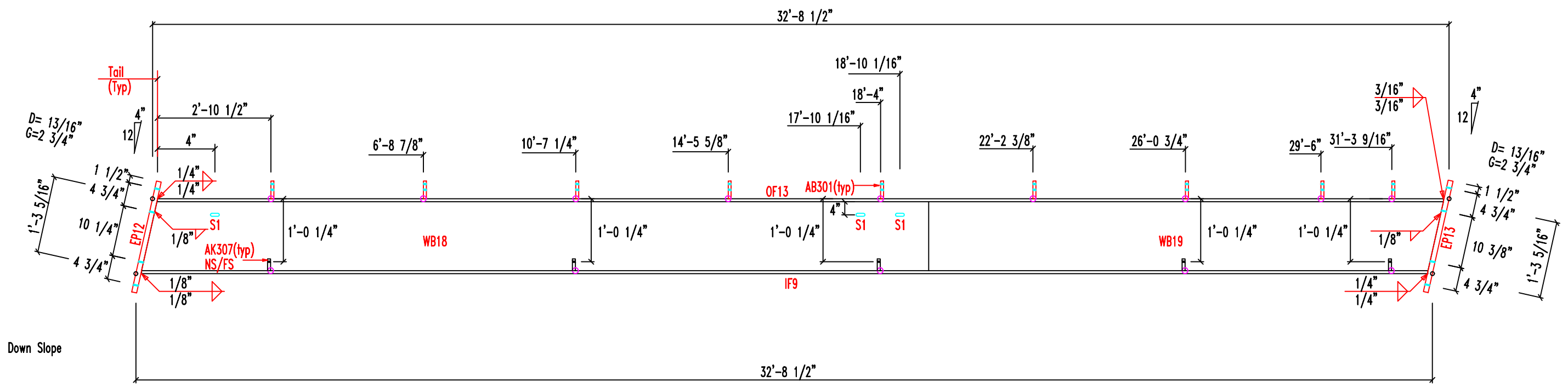
SLOT TABLE	
ID	SIZE
S1	13/16"x2"
S2	9/16"x1"



CUSTOMER		
JOB 3122M	CHECKED BY	DATE 1/21/21
QUANTITY 2	PART RF3-1	DRAWING RF3-1A

D=DIAMETER  
G=GAGE

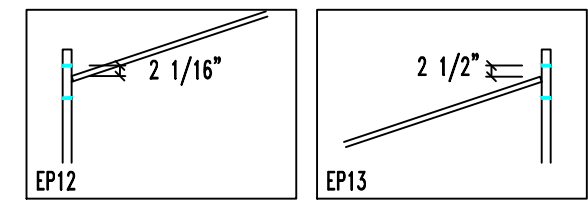
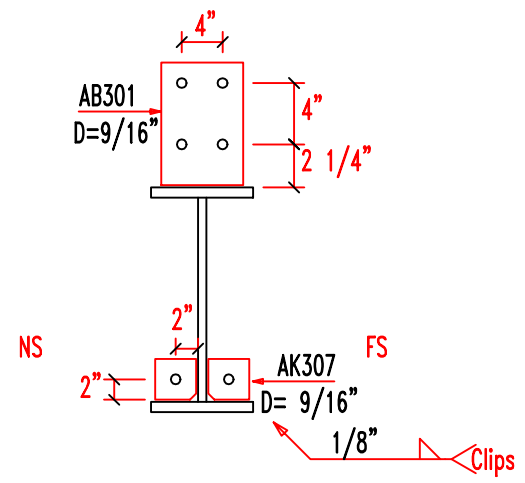
View for Section  
←



Down Slope

MARK	QNT	DESCRIPTION	UNIT WT	TOTAL WT
WB18	2	10gax1'-2"x19'-11 1/2"	126.6	253.3
WB19	2	10gax1'-2"x13'-0 5/8"	82.4	164.8
OF13	2	1/4"x5"x32'-7 3/8"	138.7	277.5
IF9	2	1/4"x5"x32'-7 3/8"	138.7	277.5
EP12	2	1/2"x6"x1'-10 3/4"	19.4	38.7
EP13	2	1/2"x6"x1'-10 7/8"	19.5	38.9
AK307	20	10gax3"x3"	3.2	6.4
AB301	18	1/4"x6"x7 1/8"	20.4	40.9
Weight Sum			549.	1097.9

SLOT TABLE	
ID	SIZE
S1	13/16"x2"

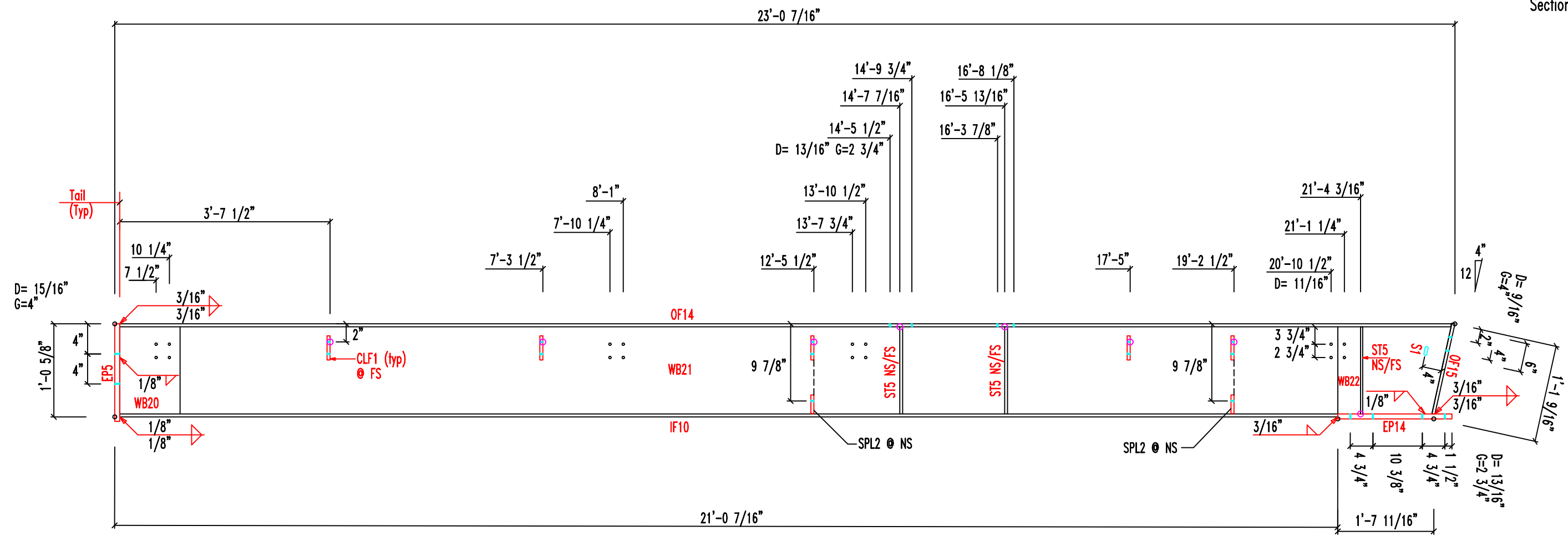


CUSTOMER		
JOB 3122M	CHECKED BY	DATE 1/21/21
QUANTITY 2	PART RF3-2	DRAWING RF3-2A



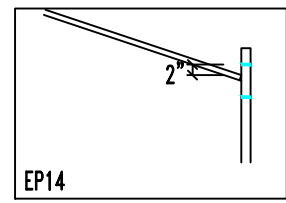
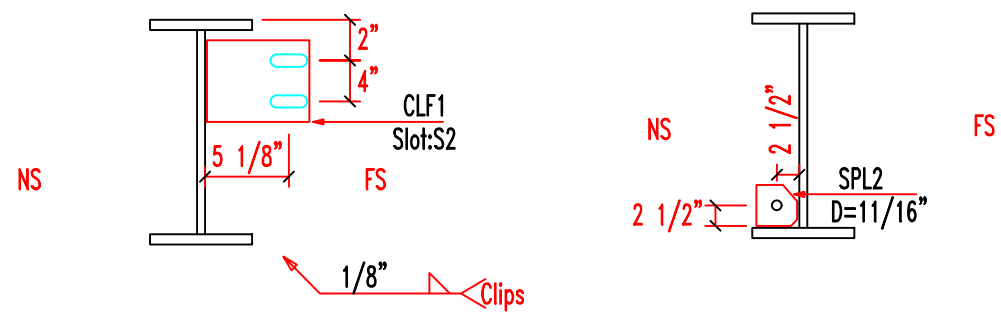
D=DIAMETER  
G=GAGE

View for Section



MARK	QNT	DESCRIPTION	UNIT WT	TOTAL WT
WB20	1	3/16"x1'-0"x1'-0 7/16"	7.9	7.9
WB21	1	3/16"x1'-0"x19'-11 1/2"	152.8	152.8
WB22	1	1/4"x1'-0"x1'-11 7/16"	18.2	18.2
OF14	1	3/8"x6"x22'-11 7/16"	175.7	175.7
OF15	1	3/8"x6"x1'-0 15/16"	8.2	8.2
IF10	1	1/4"x6"x20'-11 15/16"	107.2	107.2
EP5	1	1/2"x8"x1'-1"	14.8	14.8
EP14	1	1/2"x6"x1'-11 3/8"	19.9	19.9
ST5	6	3/8"x2 1/2"x11 7/8"	6.3	6.3
CLF1	5	1/4"x6"x6 1/4"	26.5	26.5
SPL2	2	3/8"x4"x4"	3.4	3.4
Weight Sum			538.	538.

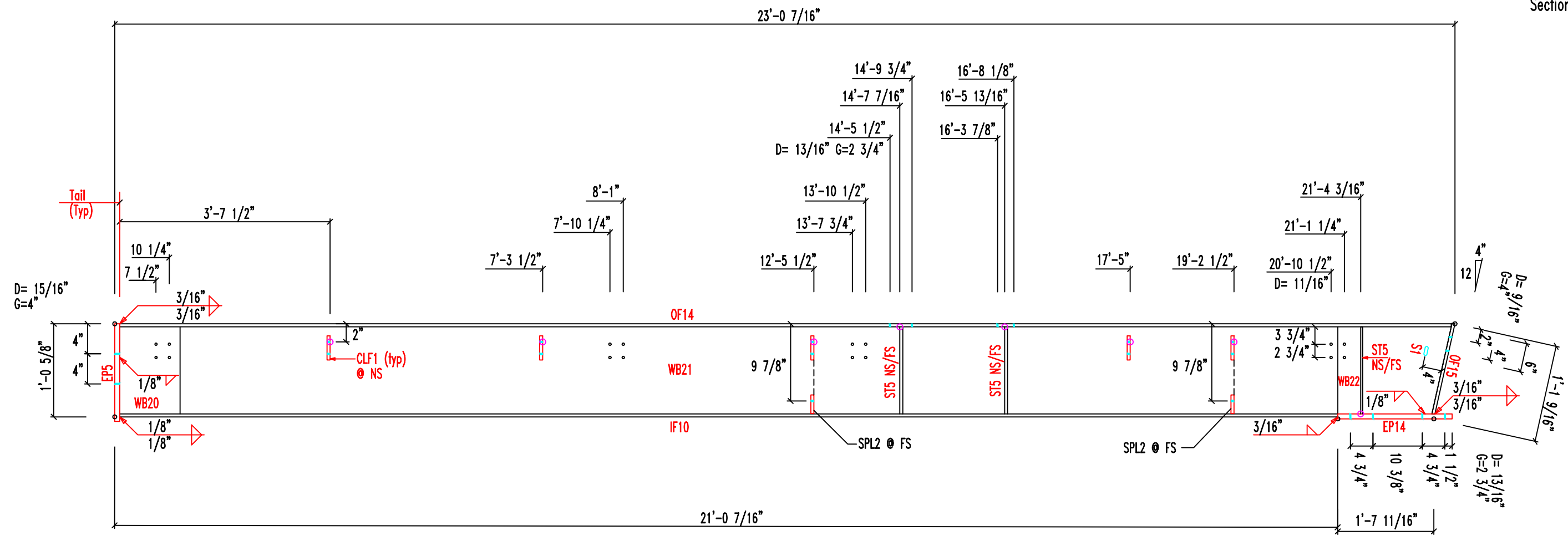
SLOT TABLE	
ID	SIZE
S1	13/16"x2"
S2	9/16"x1"



CUSTOMER		
JOB 3122M	CHECKED BY	DATE 1/21/21
QUANTITY 1	PART RF3-3	DRAWING RF3-3A

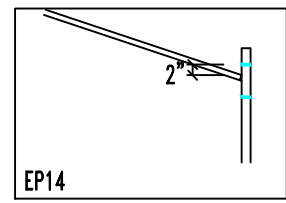
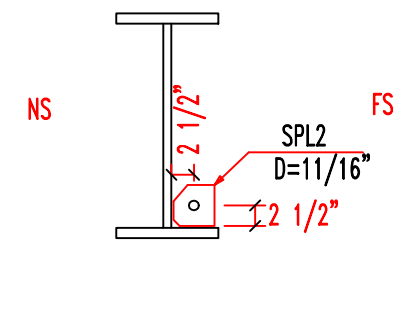
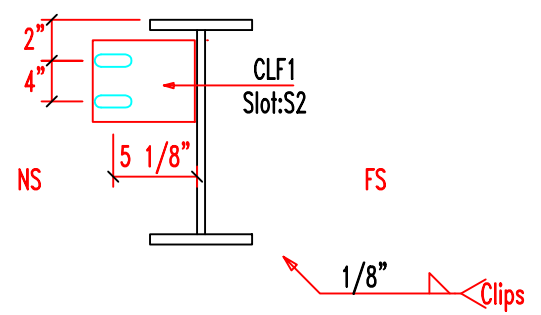
D=DIAMETER  
G=GAGE

View for Section



MARK	QNT	DESCRIPTION	UNIT WT	TOTAL WT
WB20	1	3/16"x1'-0"x1'-0 7/16"	7.9	7.9
WB21	1	3/16"x1'-0"x19'-11 1/2"	152.8	152.8
WB22	1	1/4"x1'-0"x1'-11 7/16"	18.2	18.2
OF14	1	3/8"x6"x22'-11 7/16"	175.7	175.7
OF15	1	3/8"x6"x1'-0 15/16"	8.2	8.2
IF10	1	1/4"x6"x20'-11 15/16"	107.2	107.2
EP5	1	1/2"x8"x1'-1"	14.8	14.8
EP14	1	1/2"x6"x1'-11 3/8"	19.9	19.9
ST5	6	3/8"x2 1/2"x11 7/8"	6.3	6.3
CLF1	5	1/4"x6"x6 1/4"	26.5	26.5
SPL2	2	3/8"x4"x4"	3.4	3.4
Weight Sum			538.	538.

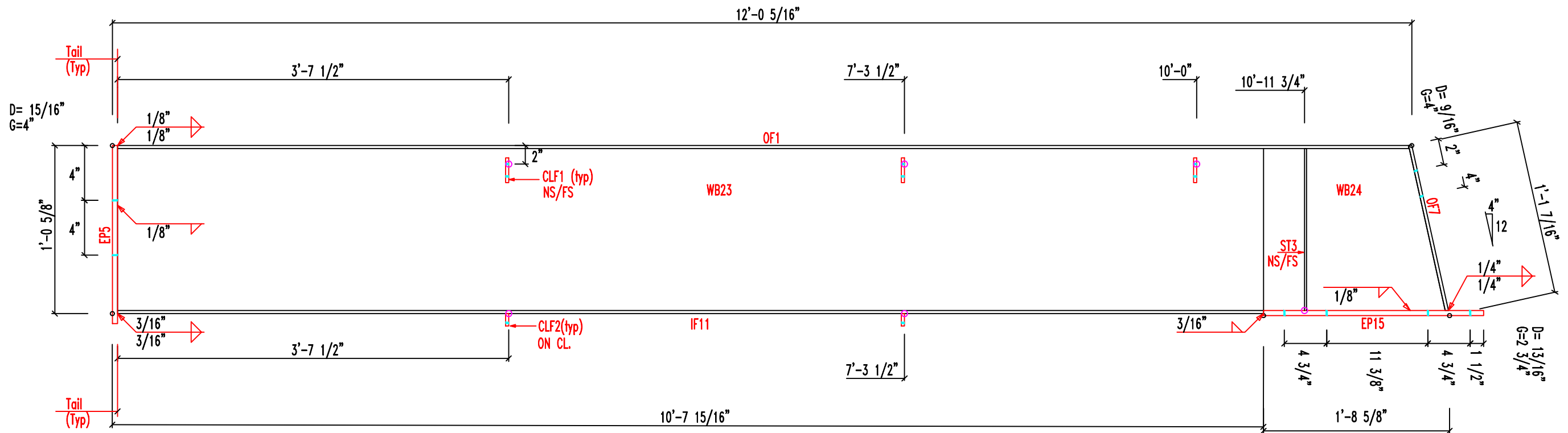
SLOT TABLE	
ID	SIZE
S1	13/16"x2"
S2	9/16"x1"



CUSTOMER		
JOB 3122M	CHECKED BY	DATE 1/21/21
QUANTITY 1	PART RF3-4	DRAWING RF3-4A

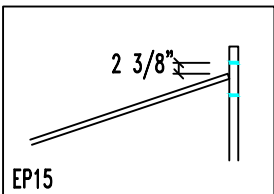
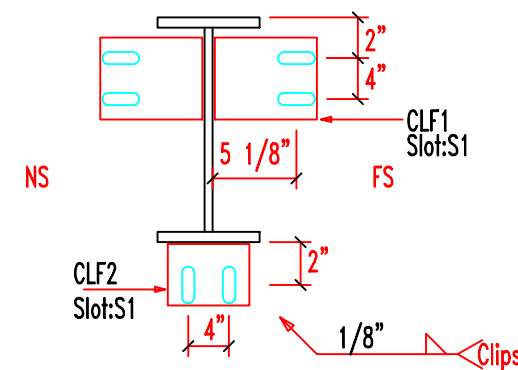
D=DIAMETER  
G=GAGE

View for  
Section



MARK	QNT	DESCRIPTION	UNIT WT	TOTAL WT
WB23	1	10gax1'-0"x10'-7 7/16"	58.3	58.3
WB24	1	1/4"x1'-0"x1'-8 3/16"	15.5	15.5
OF1	1	1/4"x5"x11'-11 9/16"	50.9	50.9
OF7	1	1/4"x6"x1'-0 13/16"	5.5	5.5
IF11	1	3/8"x5"x10'-7 7/16"	67.7	67.7
EP5	1	1/2"x8"x1'-1"	14.8	14.8
EP15	1	1/2"x6"x2'-0 3/8"	20.7	20.7
ST3	2	3/16"x2 1/2"x11 7/8"	3.2	3.2
CLF1	6	1/4"x6"x6 1/4"	15.9	15.9
CLF2	2	3/16"x6"x3 1/8"	2.0	2.0
Weight Sum			254.	254.4

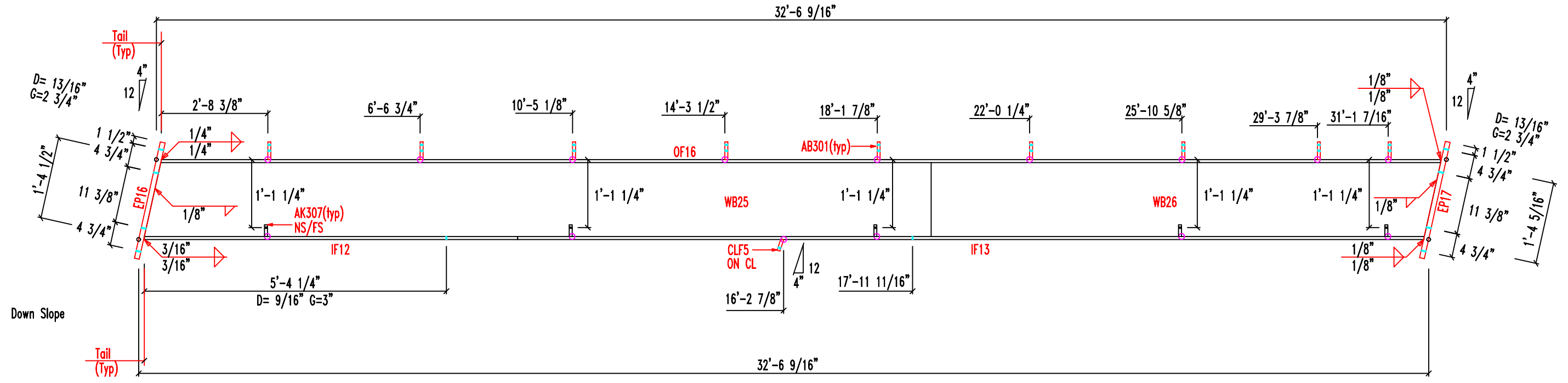
SLOT TABLE	
ID	SIZE
S1	9/16"x1"



CUSTOMER		
JOB 3122M	CHECKED BY	DATE 1/21/21
QUANTITY 1	PART RF4-1	DRAWING RF4-1A

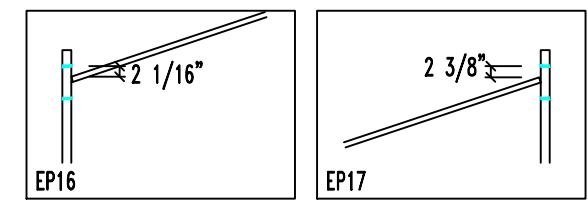
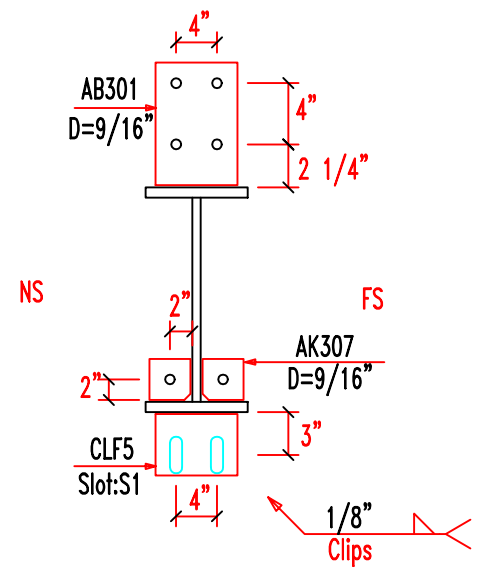
D=DIAMETER  
G=GAGE

View for Section



MARK	QNT	DESCRIPTION	UNIT WT	TOTAL WT
WB25	1	10gax1'-3"x19'-11 1/2"	135.6	135.6
WB26	1	10gax1'-3"x12'-11 1/8"	87.3	87.3
OF16	1	1/4"x5"x32'-5 9/16"	138.1	138.1
IF12	1	3/8"x5"x9'-5 11/16"	60.4	60.4
IF13	1	1/4"x5"x22'-11 7/8"	97.8	97.8
EP16	1	1/2"x6"x1'-11 7/8"	20.3	20.3
EP17	1	3/8"x6"x1'-11 7/8"	15.2	15.2
AK307	10	10gax3"x3"	3.2	3.2
AB301	9	1/4"x6"x7 1/8"	20.4	20.4
CLF5	1	1/4"x6 1/2"x5"	1.5	1.5
Weight Sum			580.	579.8

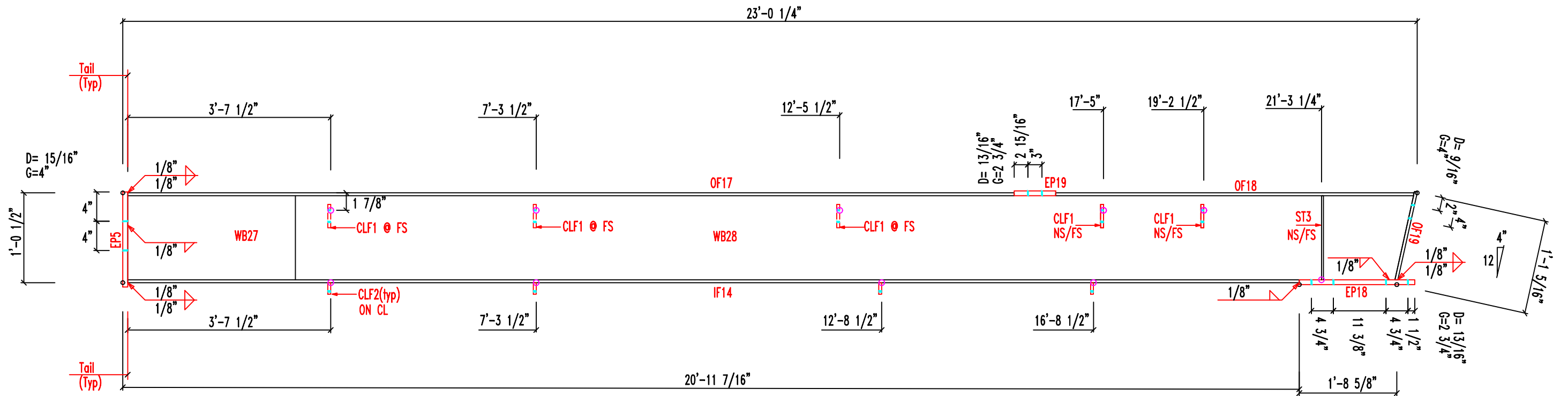
SLOT TABLE	
ID	SIZE
S1	11/16"x2"



CUSTOMER		
JOB 3122M	CHECKED BY	DATE 1/21/21
QUANTITY 1	PART RF4-2	DRAWING RF4-2A

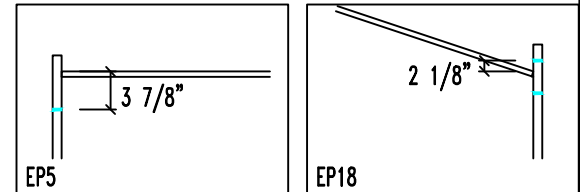
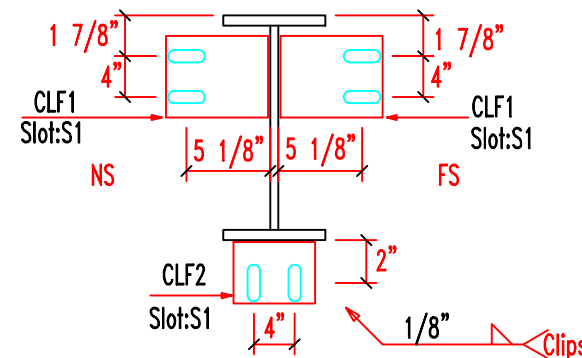
D=DIAMETER  
G=GAGE

View for Section



MARK	QNT	DESCRIPTION	UNIT WT	TOTAL WT
WB27	1	10gax1'-0"x2'-11 15/16"	16.4	16.4
WB28	1	10gax1'-0"x19'-11 1/2"	108.7	108.7
OF17	1	1/4"x5"x15'-9 3/4"	67.3	67.3
OF18	1	1/4"x5"x6'-4 11/16"	27.2	27.2
OF19	1	1/4"x6"x1'-0 15/16"	5.5	5.5
IF14	1	1/4"x5"x20'-10 15/16"	88.9	88.9
EP5	1	1/2"x8"x1'-1"	14.8	14.8
EP18	1	3/8"x6"x2'-0 3/8"	15.6	15.6
EP19	1	3/8"x6"x8 7/8"	5.7	5.7
ST3	2	3/16"x2 1/2"x11 7/8"	3.2	3.2
CLF1	7	1/4"x6"x6 1/4"	18.6	18.6
CLF2	4	3/16"x6"x3 1/8"	3.0	3.0
Weight Sum			399.	399.2

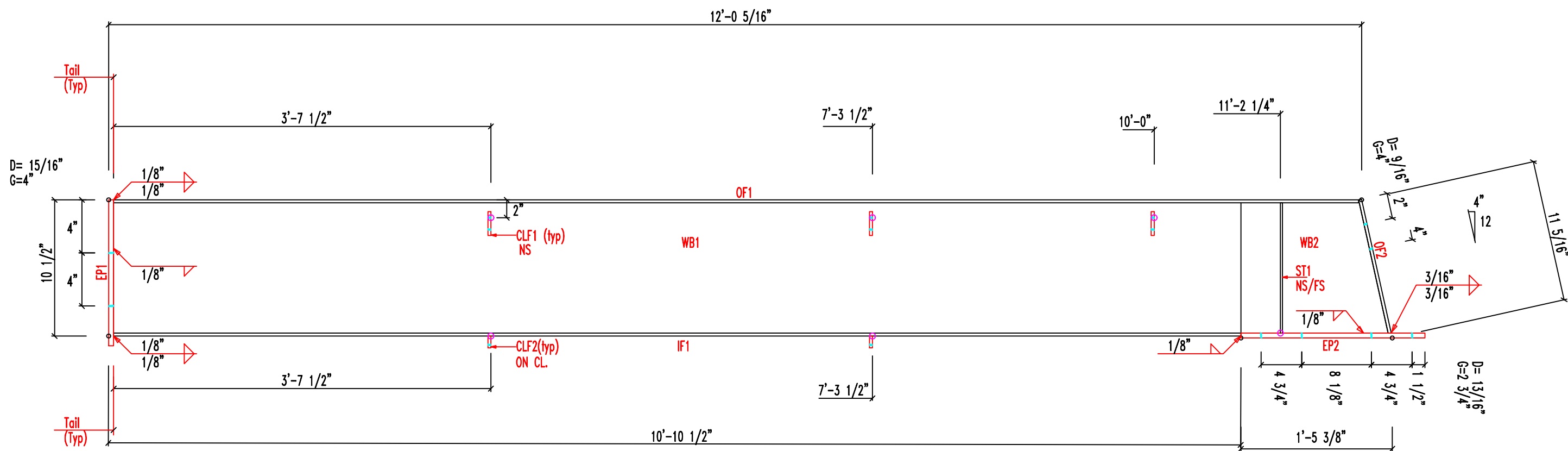
SLOT TABLE	
ID	SIZE
S1	9/16"x1"



CUSTOMER		
JOB 3122M	CHECKED BY	DATE 1/21/21
QUANTITY 1	PART RF4-3	DRAWING RF4-3A

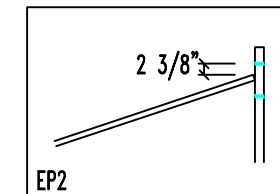
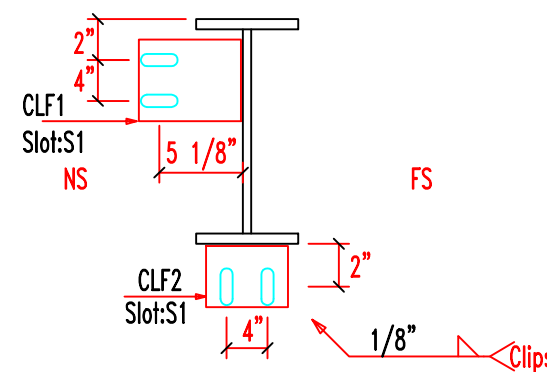
D=DIAMETER  
G=GAGE

View for Section



MARK	QNT	DESCRIPTION	UNIT WT	TOTAL WT
WB1	1	10gax10"x10'-10"	49.6	49.6
WB2	1	3/16"x10"x1'-5"	8.1	8.1
OF1	1	1/4"x5"x11'-11 9/16"	50.9	50.9
OF2	1	1/4"x6"x10 3/4"	4.6	4.6
IF1	1	1/4"x5"x10'-10"	46.1	46.1
EP1	1	1/2"x8"x11"	12.5	12.5
EP2	1	1/2"x6"x1'-9 1/8"	18.0	18.0
ST1	2	3/16"x2 1/2"x9 7/8"	2.6	2.6
CLF1	3	1/4"x6"x6 1/4"	8.0	8.0
CLF2	2	3/16"x6"x3 1/8"	2.0	2.0
		Weight Sum	202.	202.2

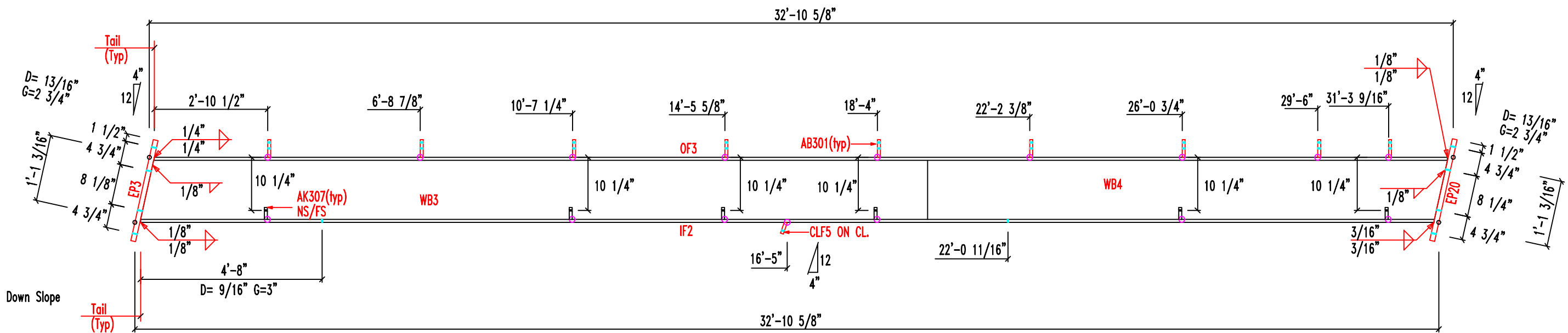
SLOT TABLE	
ID	SIZE
S1	9/16"x1"



CUSTOMER		
JOB 3122M	CHECKED BY	DATE 1/21/21
QUANTITY 1	PART RF5-1	DRAWING RF5-1A

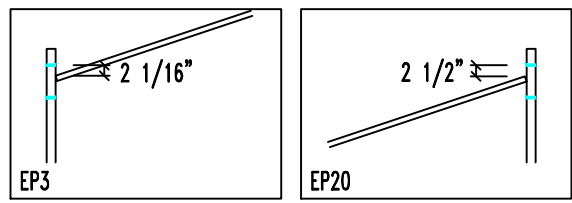
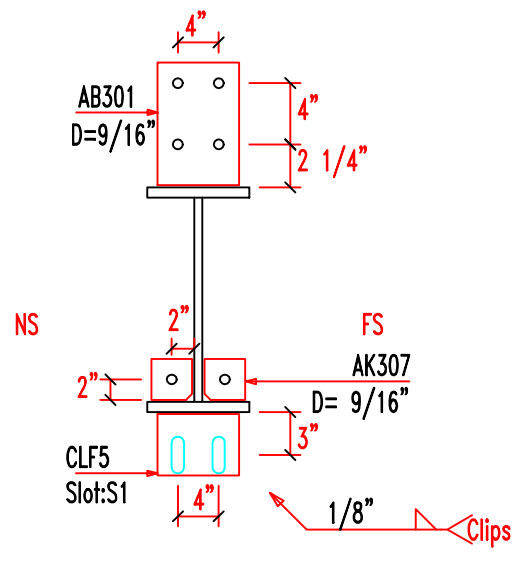
D=DIAMETER  
G=GAGE

View for  
Section



MARK	QNT	DESCRIPTION	UNIT WT	TOTAL WT
WB3	1	10gax1'-0"x19'-11 1/2"	108.7	108.7
WB4	1	10gax1'-0"x13'-2 3/16"	71.5	71.5
OF3	1	1/4"x5"x32'-9 5/8"	139.5	139.5
IF2	1	1/4"x5"x32'-9 5/8"	139.5	139.5
EP3	1	1/2"x6"x1'-8 5/8"	17.5	17.5
EP20	1	3/8"x6"x1'-8 3/4"	13.2	13.2
AK307	12	10gax3"x3"	3.8	3.8
AB301	9	1/4"x6"x7 1/8"	20.4	20.4
CLF5	1	1/4"x6 1/2"x5"	1.5	1.5
Weight Sum			516.	515.7

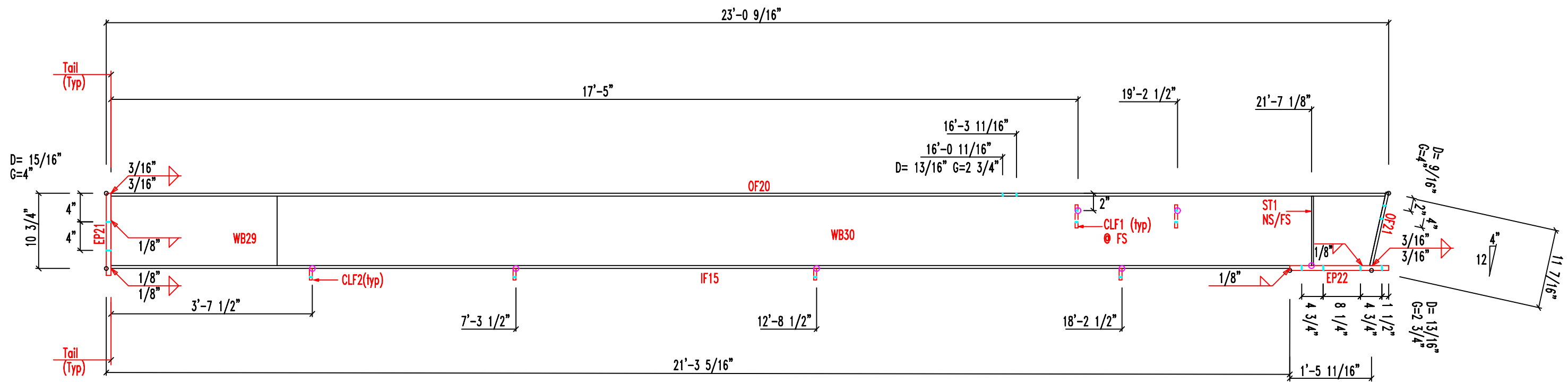
SLOT TABLE	
ID	SIZE
S1	11/16"x2"



CUSTOMER		
JOB 3122M	CHECKED BY	DATE 1/21/21
QUANTITY 1	PART RF5-2	DRAWING RF5-2A

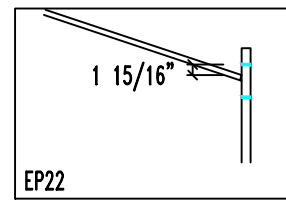
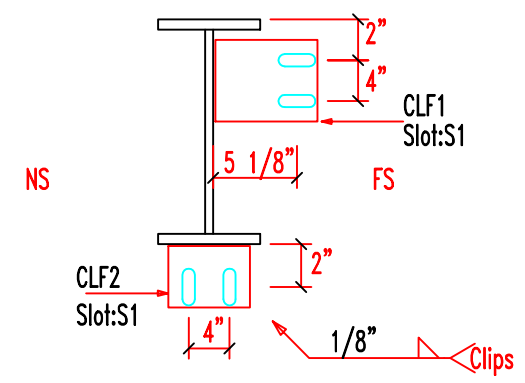
D=DIAMETER  
G=GAGE

View for Section  
←



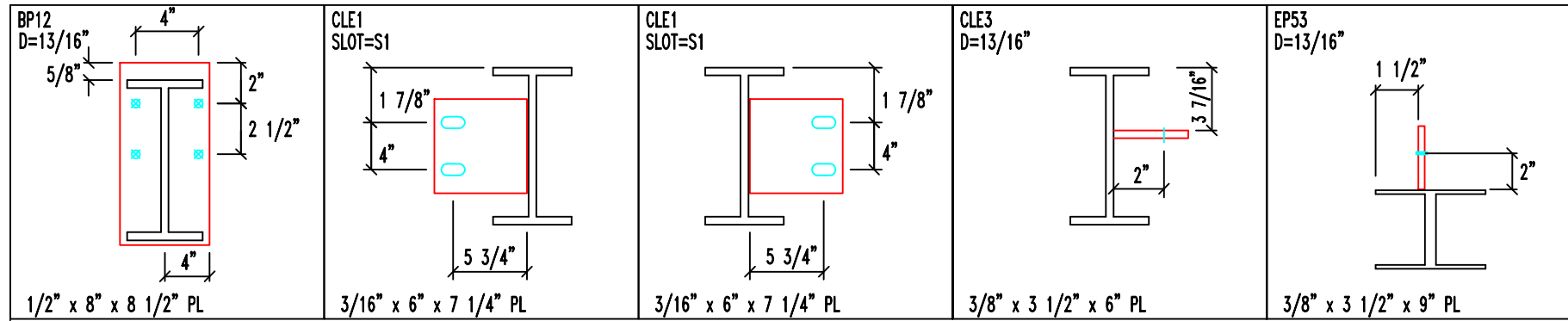
MARK	QNT	DESCRIPTION	UNIT WT	TOTAL WT
WB29	1	10gax10"x2'-11 7/8"	13.7	13.7
WB30	1	10gax10"x19'-11 1/2"	90.7	90.7
OF20	1	1/2"x5"x22'-11 3/8"	195.2	195.2
OF21	1	1/2"x6"x10 7/8"	9.3	9.3
IF15	1	1/4"x5"x21'-2 13/16"	90.3	90.3
EP21	1	1/2"x8"x11 1/2"	13.0	13.0
EP22	1	3/8"x6"x1'-9 1/4"	13.6	13.6
ST1	2	3/16"x2 1/2"x9 7/8"	2.6	2.6
CLF1	2	1/4"x6"x6 1/4"	5.3	5.3
CLF2	4	3/16"x6"x3 1/8"	4.0	4.0
Weight Sum			438.	437.7

SLOT TABLE	
ID	SIZE
S1	9/16"x1"

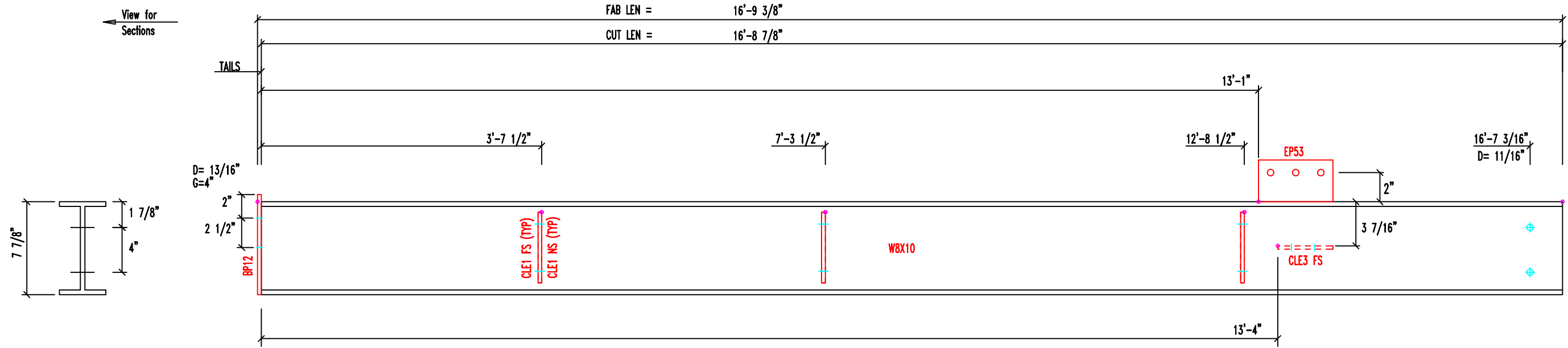


CUSTOMER		
JOB 3122M	CHECKED BY	DATE 1/21/21
QUANTITY 1	PART RF5-3	DRAWING RF5-3A





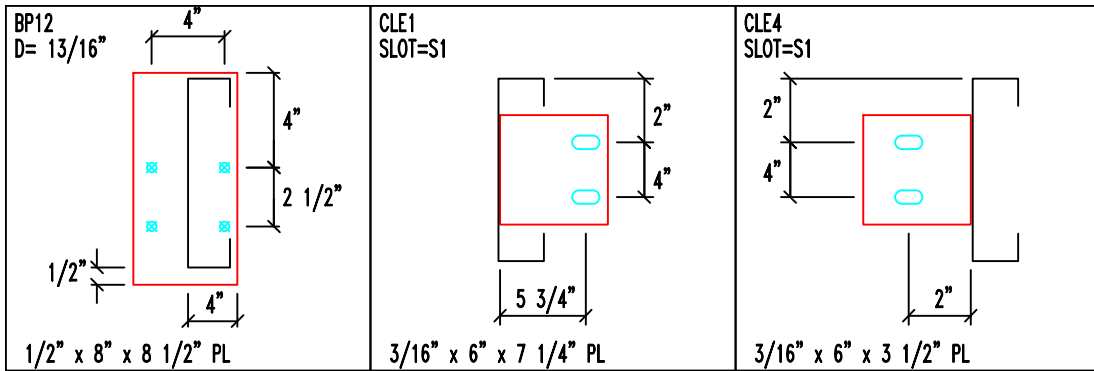
D=DIAMETER  
G=GAGE



MARK	QNT	DESCRIPTION	Unit Wt	Total Wt
W8X10	1	W8X10 x 16'-8 7/8"	167.8	167.8
BP12	1	1/2" x 8" x 8 1/2" PL	9.6	9.6
CLE1	6	3/16" x 6" x 7 1/4" PL	13.4	13.4
EP53	1	3/8" x 3 1/2" x 9" PL	2.2	2.2
CLE3	1	3/8" x 3 1/2" x 6" PL	4.5	4.5
		Weight Sum ..	195.3	195.3

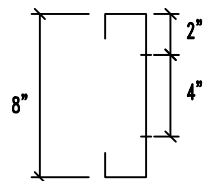
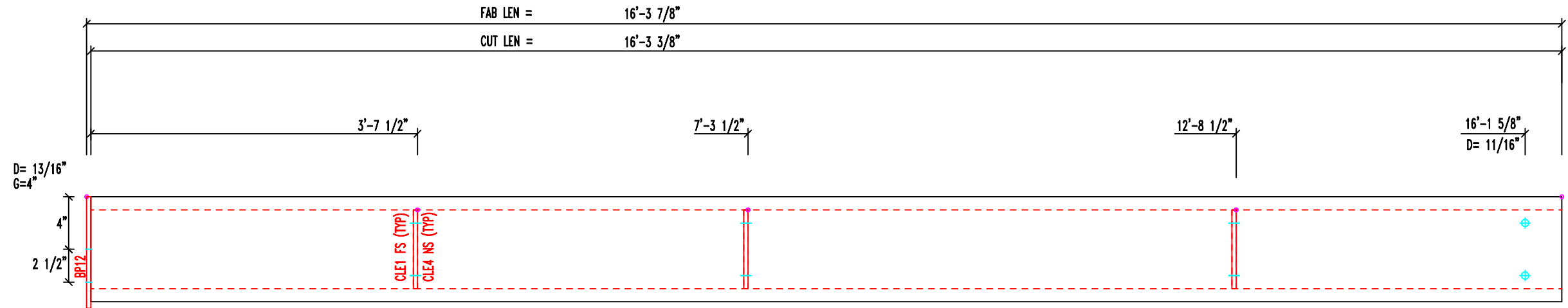
SLOT TABLE	
ID	SIZE
S1	9/16"x1"

Size: W8X10	Job: 3122M	Length: 16'-9 3/8"	Qnt: 1	Date: 1/21/21
Part: W8X10	Finish: Red Oxide			Mark: EC-1



D=DIAMETER  
G=GAGE

View for  
Sections



MARK	QNT	DESCRIPTION	Unit Wt	Total Wt
8X35C12	1	8X35C12 x 16'-3 3/8"	92.6	92.6
BP12	1	1/2" x 8" x 8 1/2" PL	9.6	9.6
CLE1	3	3/16" x 6" x 7 1/4" PL	6.7	6.7
CLE4	3	3/16" x 6" x 3 1/2" PL	3.1	3.1
		Weight Sum ..	112.1	112.1

SLOT TABLE	
ID	SIZE
S1	9/16"x1"

C Size: 8.0x3.5			Gage: 12	Length: 16'-3 7/8"	Job: 3122M	Qnt: 1	Date: 1/21/21
Part: 8X35C12		Finish: Red Oxide				Mark: EC-2	

Job: 3122M

Date: 1/21/21

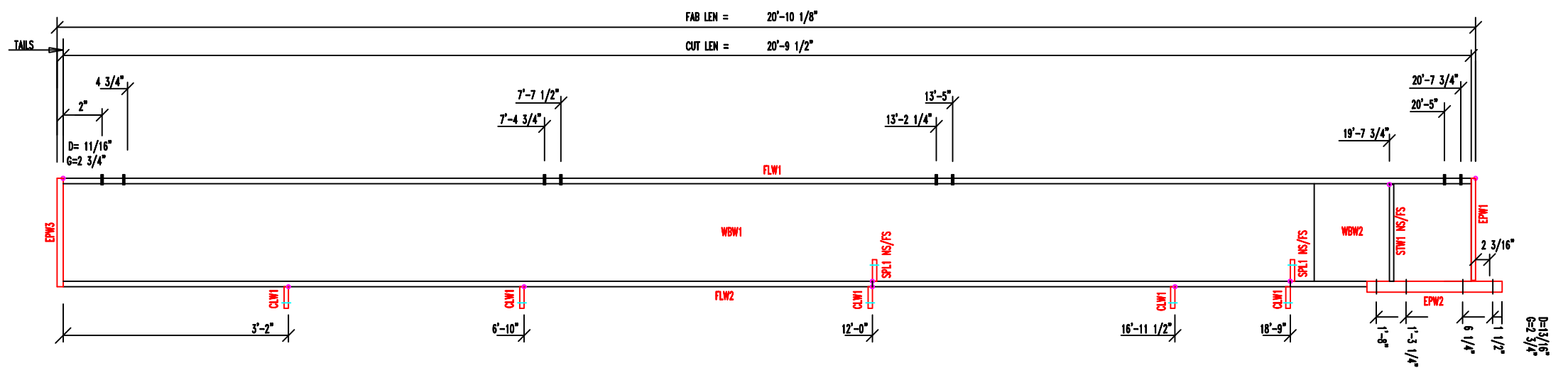
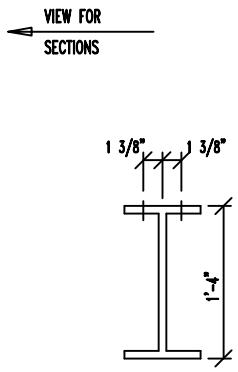
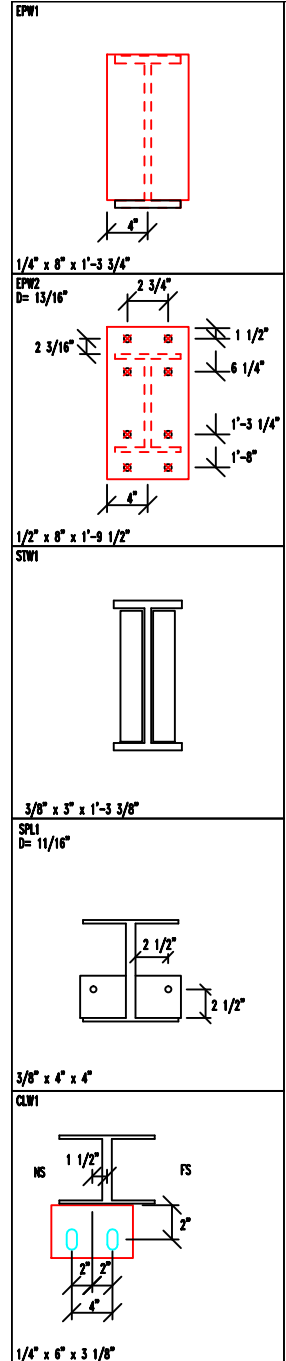
SIZE: W16842

Finish: Red Oxide

Length: 20'-10 1/8"

Qnt: 1

Mark: WF-1



MARK	QNT	DESCRIPTION	WEIGHT
WBW1	1	0.1340" x 1'-3 1/2" x 19'-0"	141.1
WBW2	1	1/4" x 1'-3 1/2" x 1'-9 1/2"	9.0
FLW1	1	1/4" x 8" x 20'-9 1/2"	144.5
FLW2	1	1/4" x 8" x 19'-3 15/16"	134.5
EPW1	1	1/4" x 8" x 1'-3 3/4"	8.9
EPW2	1	1/2" x 8" x 1'-9 1/2"	24.4
STW1	2	3/8" x 3" x 1'-3 3/8"	9.8
EPW3	1	3/8" x 8" x 1'-4"	24.4
CLW1	5	1/4" x 6" x 3 1/8"	6.1
SPL1	4	3/8" x 4" x 4"	6.1
		Weight Sum ..	490.9

SLOT TABLE	
ID	SIZE
SI	9/16"x1"

Drawing  
WF-1

Job: 3122M

Date: 1/21/21

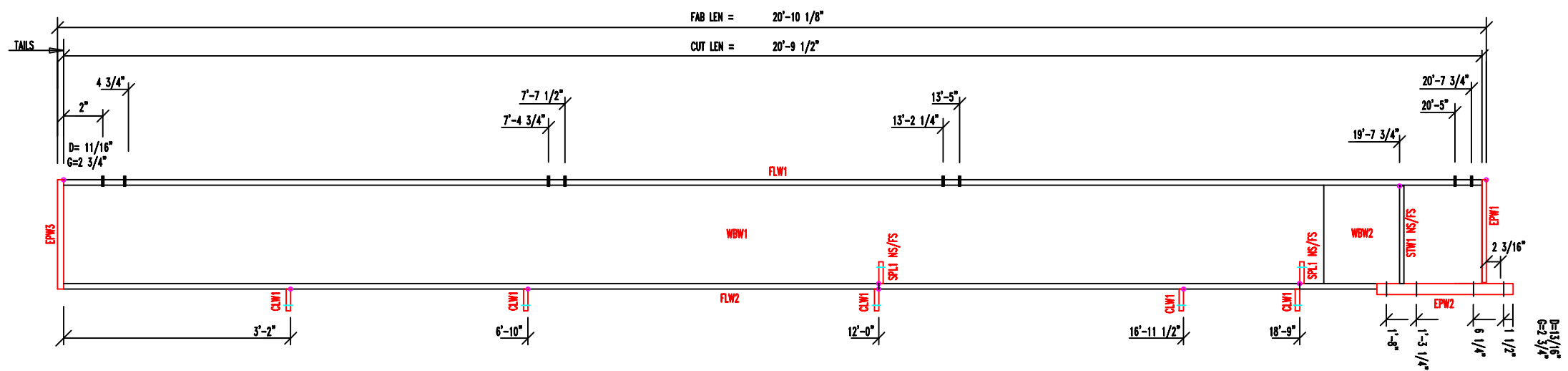
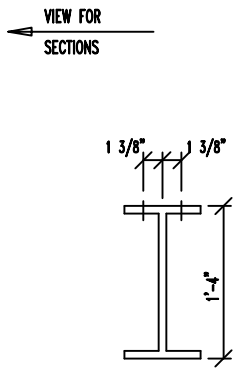
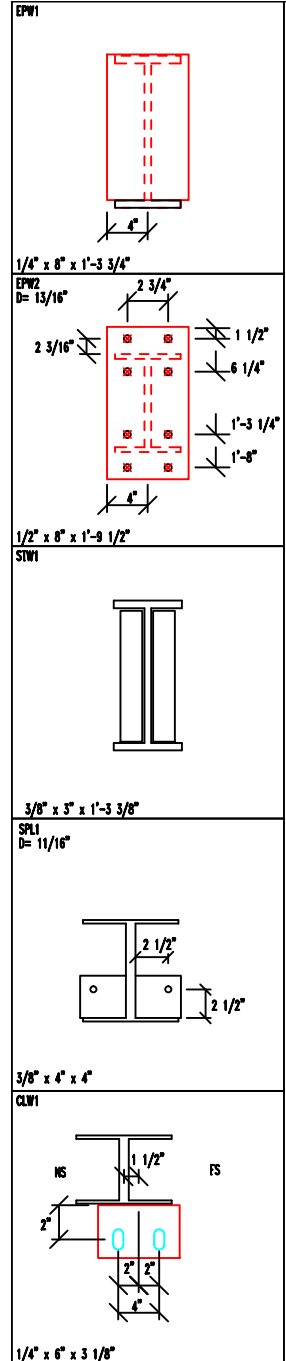
SIZE: W16842

Finish: Red Oxide

Length: 20'-10 1/8"

Qnt: 1

Mark: WF-1



MARK	QNT	DESCRIPTION	WEIGHT
WBW1	1	0.1340" x 1'-3 1/2" x 19'-0"	141.1
WBW2	1	1/4" x 1'-3 1/2" x 1'-9 1/2"	9.0
FLW1	1	1/4" x 8" x 20'-9 1/2"	144.5
FLW2	1	1/4" x 8" x 19'-3 15/16"	134.5
EPW1	1	1/4" x 8" x 1'-3 3/4"	8.9
EPW2	1	1/2" x 8" x 1'-9 1/2"	24.4
STW1	2	3/8" x 3" x 1'-3 3/8"	9.8
EPW3	1	3/8" x 8" x 1'-4"	24.4
CLW1	5	1/4" x 6" x 3 1/8"	6.1
SPL1	4	3/8" x 4" x 4"	6.1
		Weight Sum ..	490.9

SLOT TABLE	
ID	SIZE
S1	9/16"x1"

Drawing  
WF-2

Job: 3122M

Date: 1/21/21

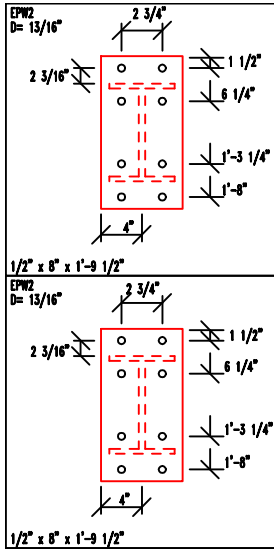
SIZE: W14552

Finish: Red Oxide

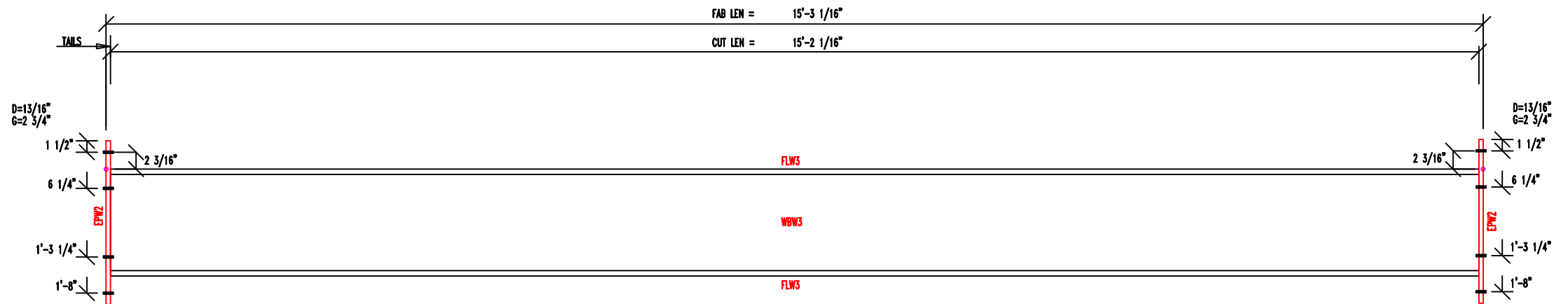
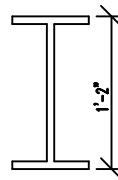
Length: 15'-3 1/16"

Qnt: 1

Mark: WF-3



VIEW FOR SECTIONS

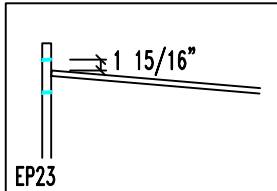
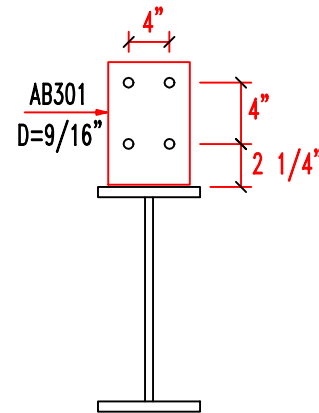
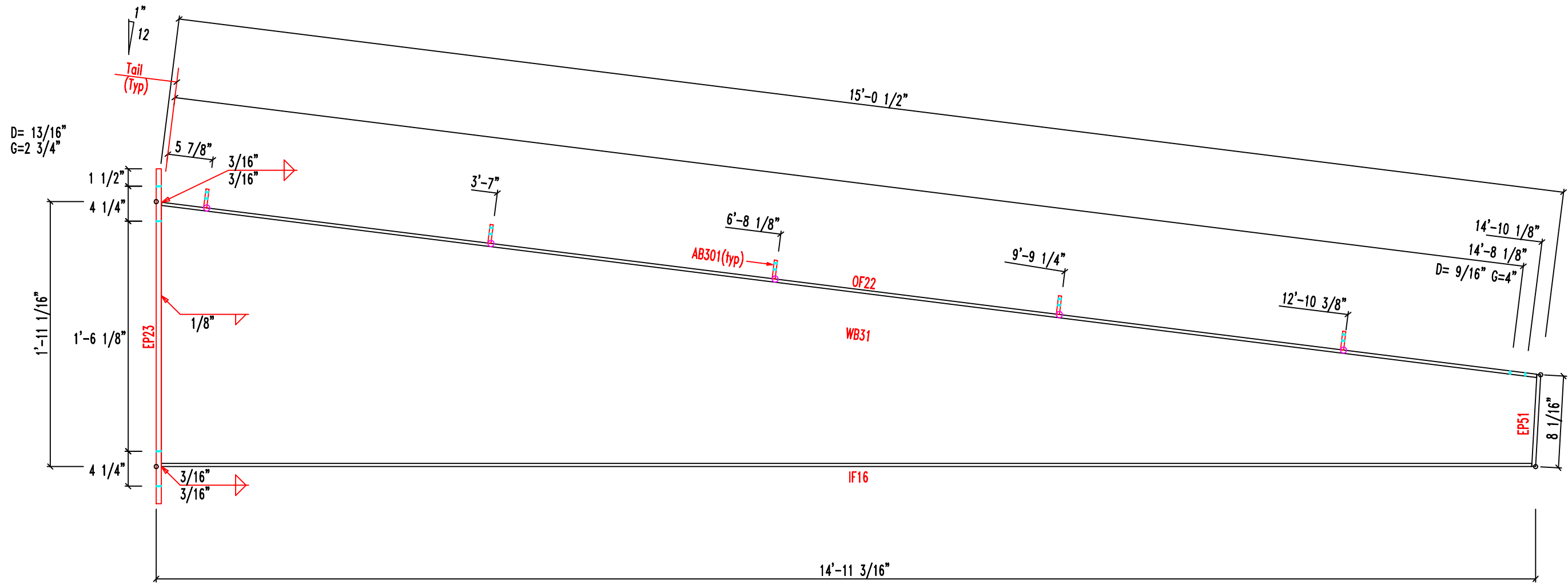


MARK	QNT	DESCRIPTION	WEIGHT
WBW3	1	0.1340" x 1'-1 3/8" x 15'-2 1/16"	92.7
FLW3	2	5/16" x 5" x 15'-2 1/16"	161.6
EPW2	2	1/2" x 8" x 1'-9 1/2"	48.8
		Weight Sum ..	303.1

Drawing  
WF-3

D=DIAMETER  
G=GAGE

View for  
Section

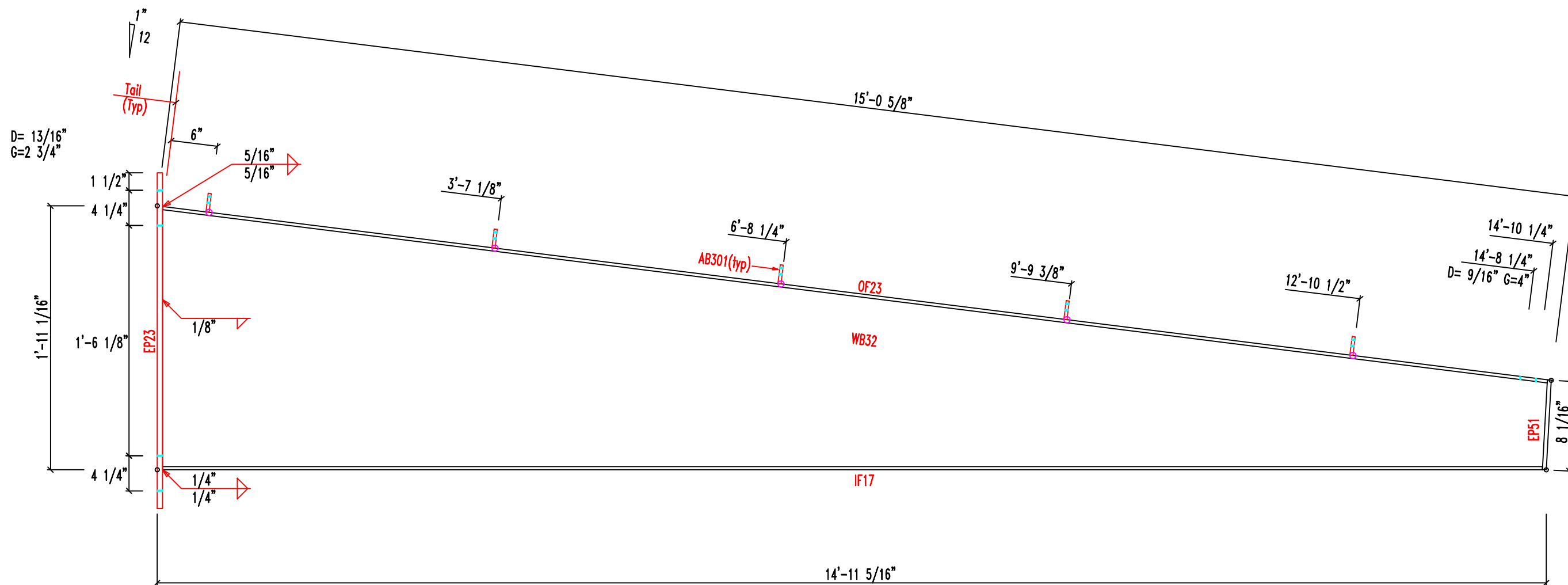


MARK	QNT	DESCRIPTION	UNIT WT	TOTAL WT
WB31	1	10gax1'-10 3/8"x14'-11 1/4"	102.3	102.3
OF22	1	1/4"x8"x14'-11 7/8"	102.1	102.1
IF16	1	3/8"x8"x14'-10 9/16"	152.1	152.1
EP23	1	3/8"x8"x2'-5 5/8"	24.5	24.5
AB301	5	1/4"x6"x7 1/8"	11.4	11.4
EP51	1	1/4"x8"x8 1/16"	4.5	4.5
Weight Sum			392.	392.

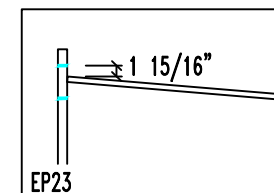
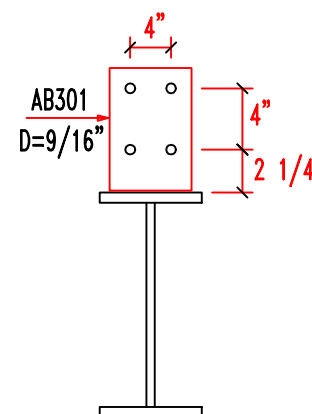
CUSTOMER		
JOB 3122M	CHECKED BY	DATE 1/21/21
QUANTITY 1	PART EB-1	DRAWING EB-1A

D=DIAMETER  
G=GAGE

View for  
Section



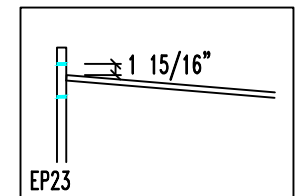
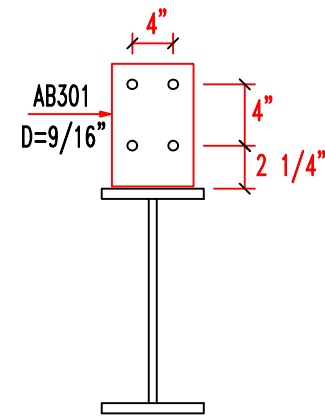
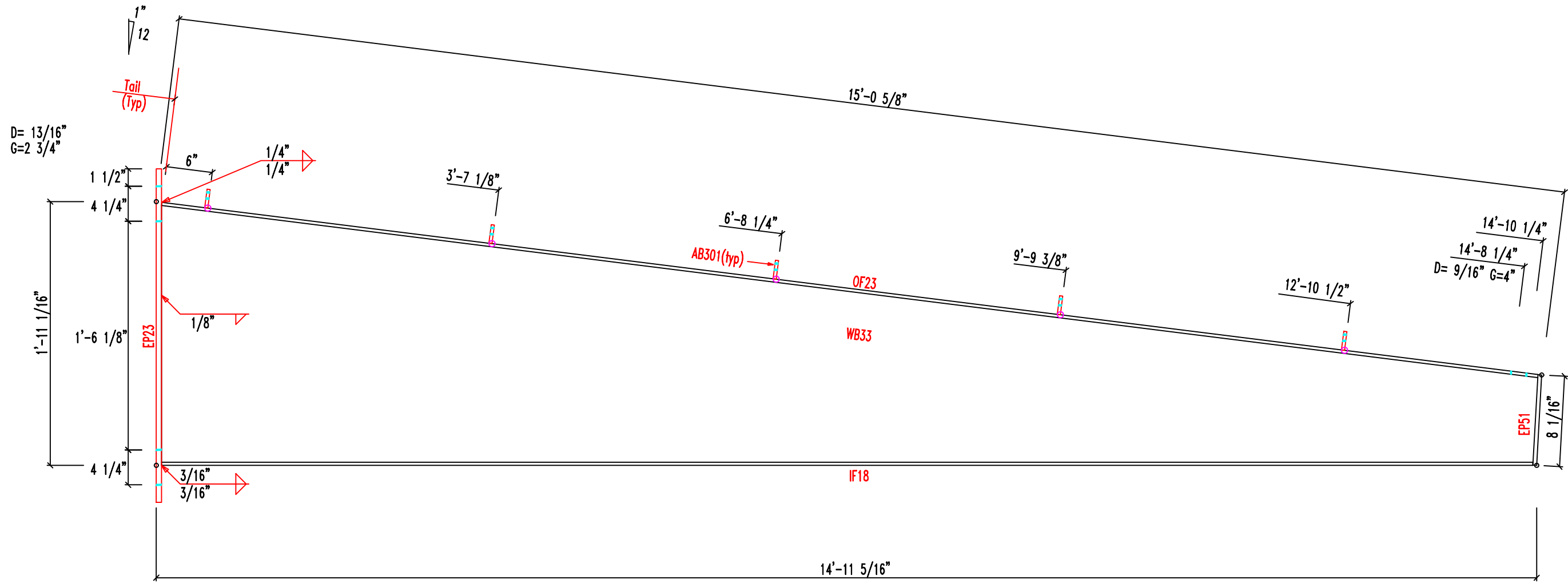
MARK	QNT	DESCRIPTION	UNIT WT	TOTAL WT
WB32	1	10ga x 1'-10 1/8" x 14'-11 3/8"	100.7	100.7
OF23	1	1/4" x 8" x 15'-0"	102.2	102.2
IF17	1	5/8" x 8" x 14'-10 11/16"	253.7	253.7
EP23	1	3/8" x 8" x 2'-5 5/8"	24.4	24.4
AB301	5	1/4" x 6" x 7 1/8"	11.4	11.4
EP51	1	1/4" x 8" x 8 1/16"	4.5	4.5
Weight Sum			492.	492.3



CUSTOMER		
JOB 3122M	CHECKED BY	DATE 1/21/21
QUANTITY 1	PART EB-2	DRAWING EB-2A

D=DIAMETER  
G=GAGE

View for  
Section



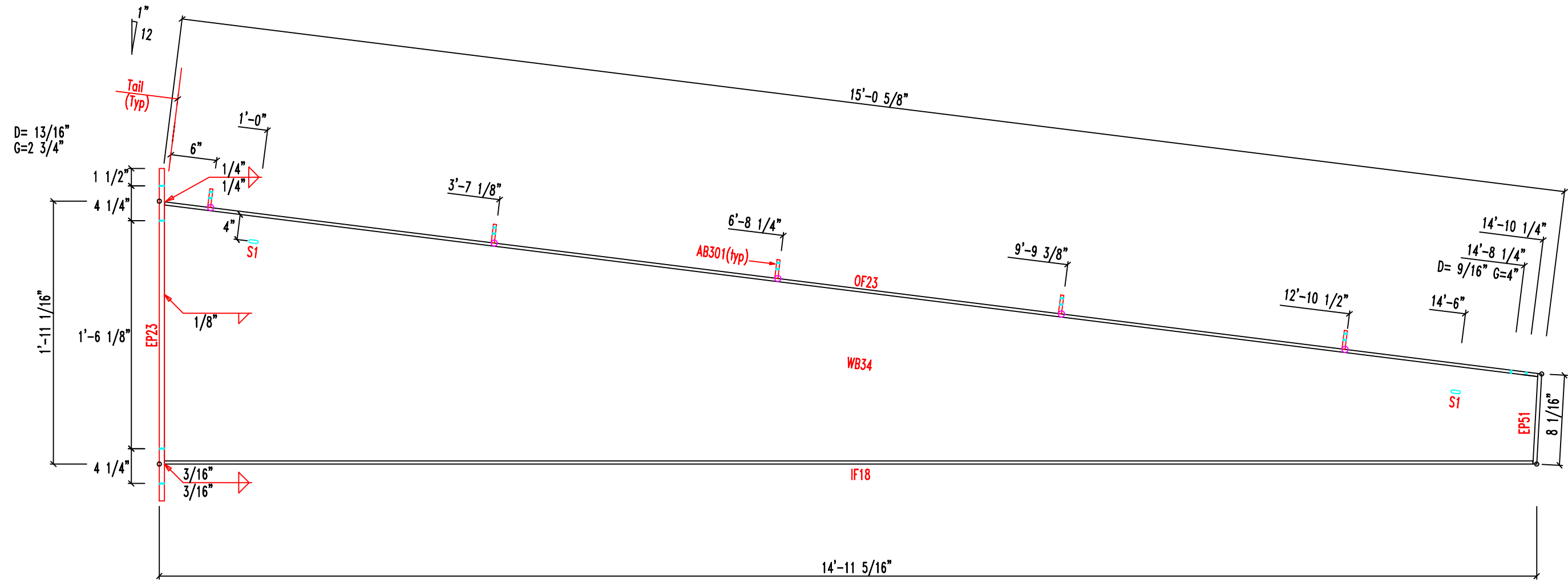
MARK	QNT	DESCRIPTION	UNIT WT	TOTAL WT
WB33	2	10ga x 1'-10 1/4" x 14'-11 3/8"	101.5	203.0
OF23	2	1/4" x 8" x 15'-0"	102.2	204.4
IF18	2	1/2" x 8" x 14'-10 11/16"	203.0	406.0
EP23	2	3/8" x 8" x 2'-5 5/8"	24.4	48.7
AB301	10	1/4" x 6" x 7 1/8"	11.4	22.7
EP51	2	1/4" x 8" x 8 1/16"	4.5	4.5
Weight Sum			442.	884.8

CUSTOMER		
JOB 3122M	CHECKED BY	DATE 1/21/21
QUANTITY 2	PART EB-3	DRAWING EB-3A



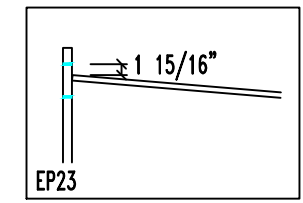
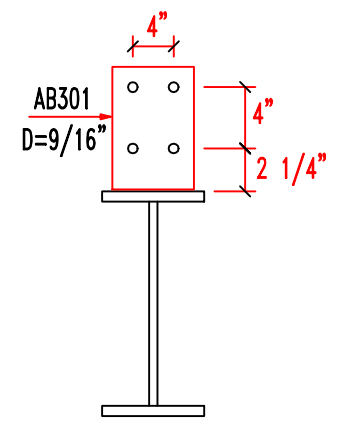
D=DIAMETER  
G=GAGE

View for Section

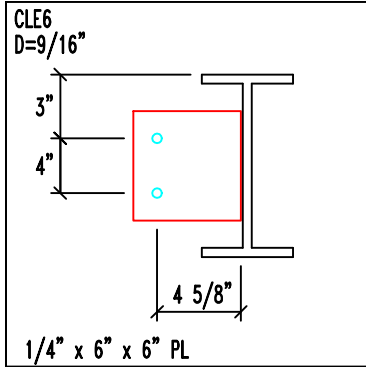


MARK	QNT	DESCRIPTION	UNIT WT	TOTAL WT
WB34	2	10gax1'-10 1/4"x14'-11 3/8"	101.5	203.0
OF23	2	1/4"x8"x15'-0"	102.2	204.4
IF18	2	1/2"x8"x14'-10 11/16"	203.0	406.0
EP23	2	3/8"x8"x2'-5 5/8"	24.4	48.7
AB301	10	1/4"x6"x7 1/8"	11.4	22.7
EP51	2	1/4"x8"x8 1/16"	4.5	4.5
Weight Sum			442.	884.8

SLOT TABLE	
ID	SIZE
S1	13/16"x2"

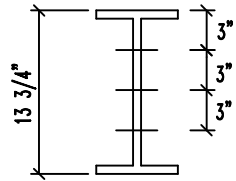
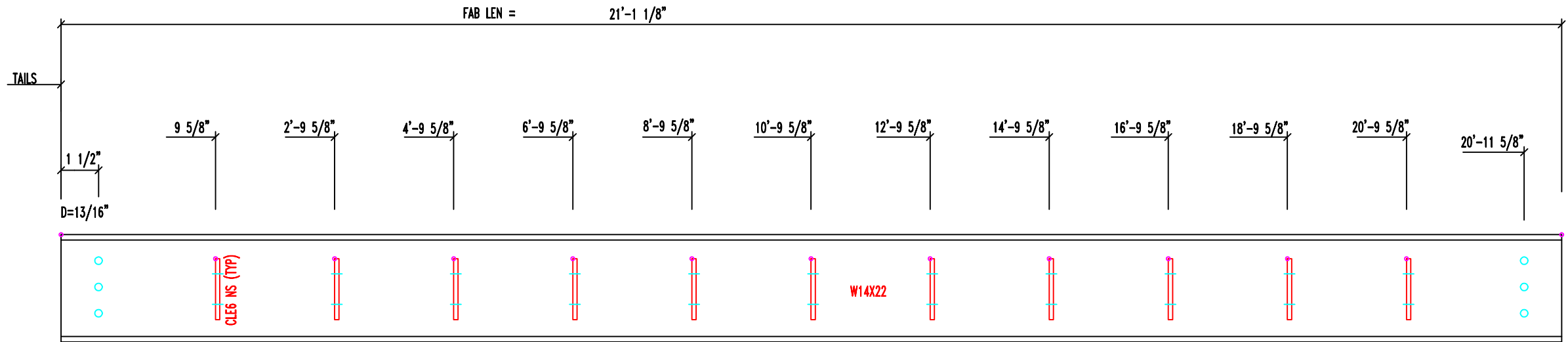


CUSTOMER		
JOB	CHECKED BY	DATE
3122M		1/21/21
QUANTITY	PART	DRAWING
2	EB-4	EB-4A



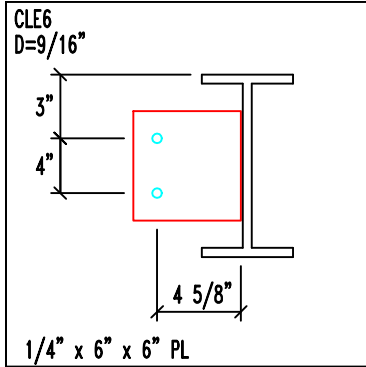
D=DIAMETER  
G=GAGE

View for Sections



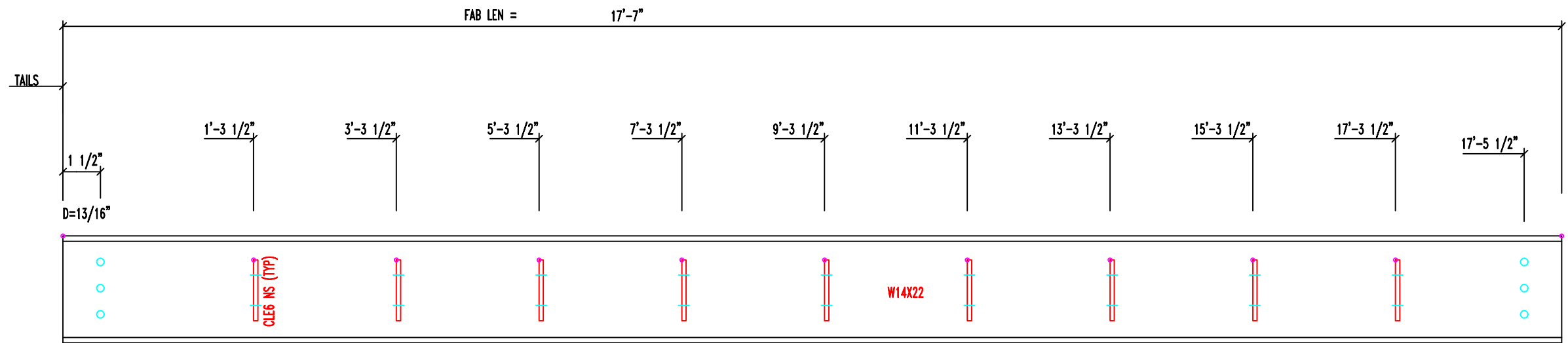
MARK	QNT	DESCRIPTION	Unit Wt	Total Wt
W14X22	1	W14X22 x 21'-1 1/8"	464.0	464.0
CLE6	11	1/4" x 6" x 6" PL	28.1	28.1
		Weight Sum ..	492.1	492.1

			Job: 3122M	Date: 1/21/21
Size: W14X22		Length: 21'-1 1/8"	Qnt: 1	Mark: MB-1
Part: W14X22	Finish: Red Oxide			



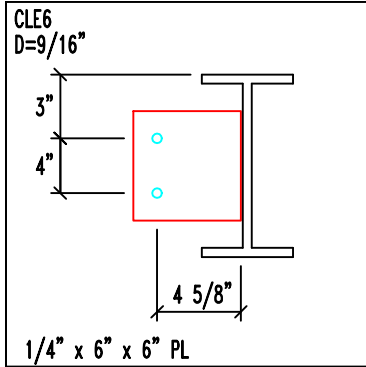
D=DIAMETER  
G=GAGE

View for Sections



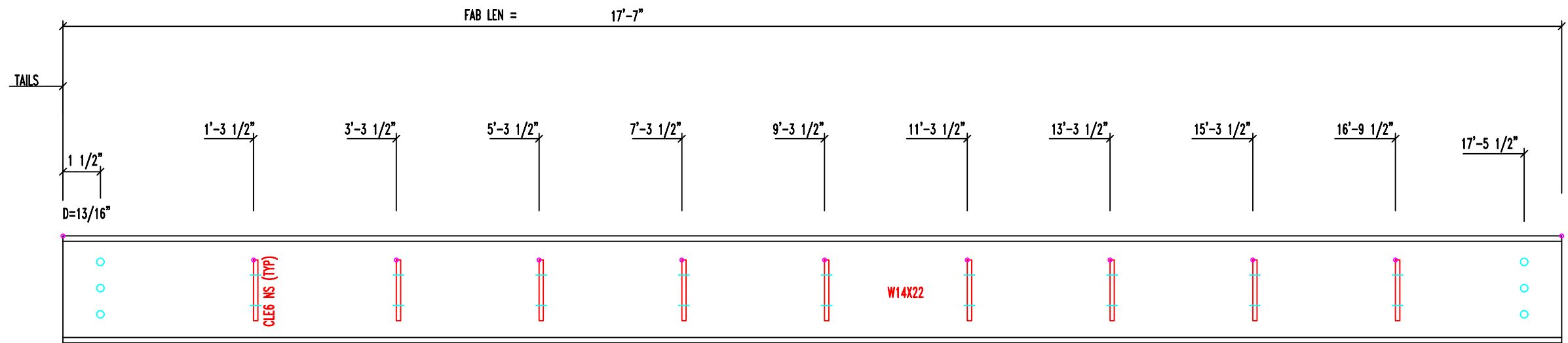
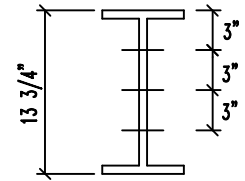
MARK	QNT	DESCRIPTION	Unit Wt	Total Wt
W14X22	1	W14X22 x 17'-7"	386.8	386.8
CLE6	9	1/4" x 6" x 6" PL	23.0	23.0
		Weight Sum ..	409.8	409.8

Size: W14X22			Job: 3122M		Date: 1/21/21
Part: W14X22			Length: 17'-7"		Qnt: 1
Finish: Red Oxide			Mark: MB-2		



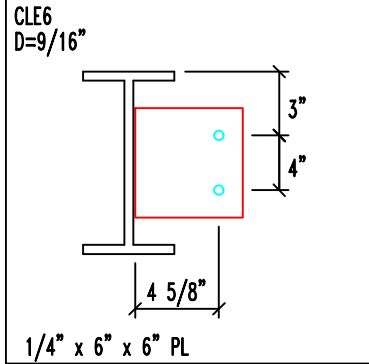
D=DIAMETER  
G=GAGE

View for  
Sections



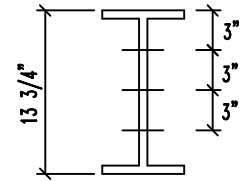
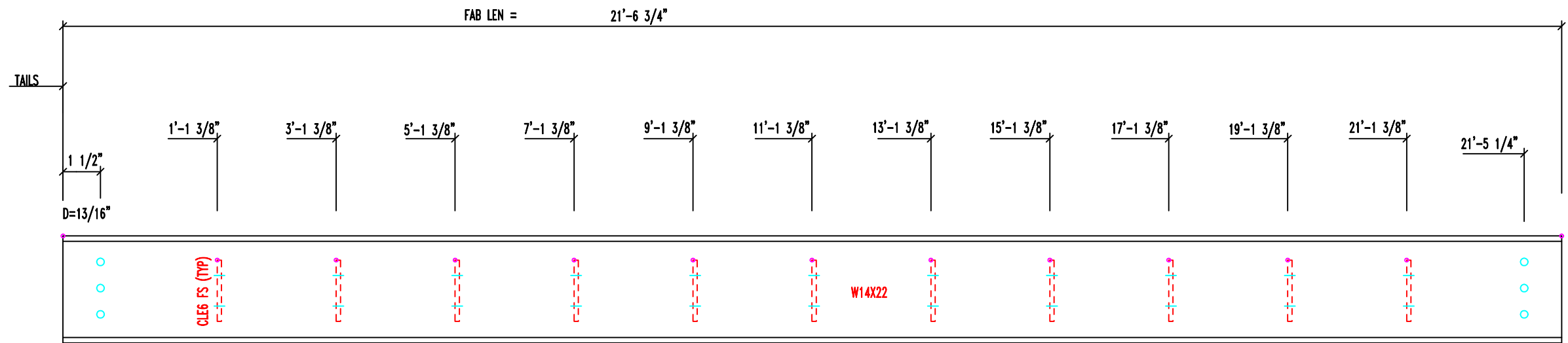
MARK	QNT	DESCRIPTION	Unit Wt	Total Wt
W14X22	1	W14X22 x 17'-7"	386.8	386.8
CLE6	9	1/4" x 6" x 6" PL	23.0	23.0
		Weight Sum ..	409.8	409.8

			Job: 3122M	Date: 1/21/21
Size: W14X22		Length: 17'-7"	Qnt: 1	Mark: MB-3
Part: W14X22	Finish: Red Oxide			



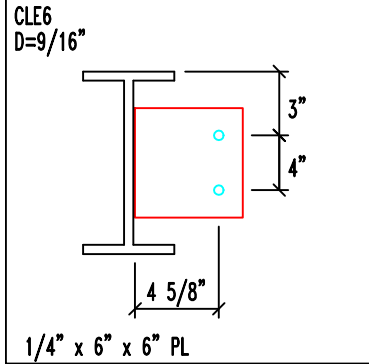
D=DIAMETER  
G=GAGE

View for  
Sections



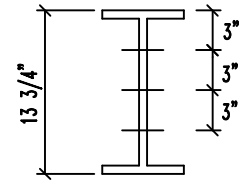
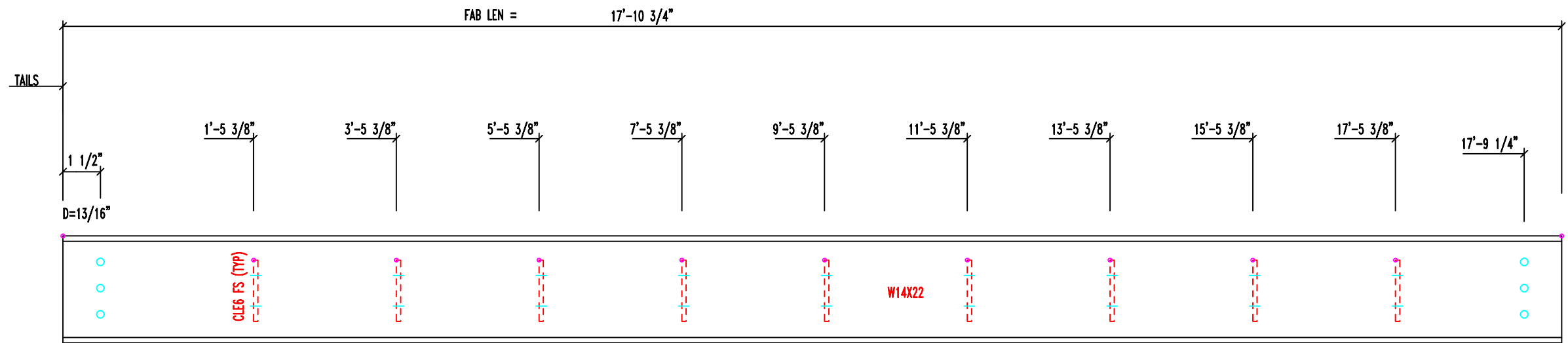
MARK	QNT	DESCRIPTION	Unit Wt	Total Wt
W14X22	1	W14X22 x 21'-6 3/4"	474.4	474.4
CLE6	11	1/4" x 6" x 6" PL	28.1	28.1
		Weight Sum ..	502.5	502.5

			Job: 3122M	Date: 1/21/21
Size: W14X22		Length: 21'-6 3/4"	Qnt: 1	Mark: MB-4
Part: W14X22	Finish: Red Oxide			



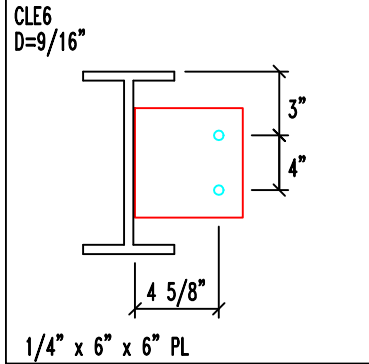
D=DIAMETER  
G=GAGE

View for  
Sections



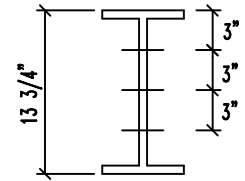
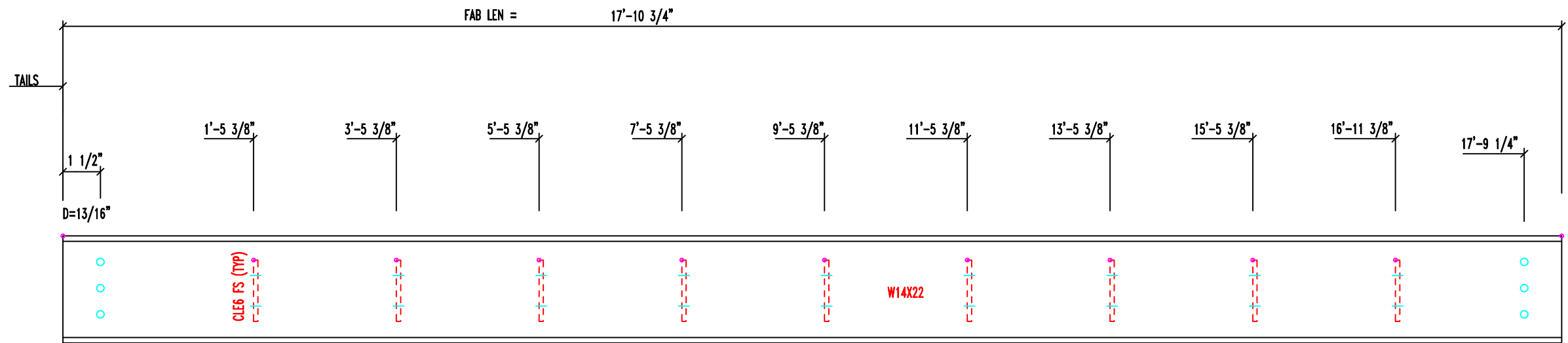
MARK	QNT	DESCRIPTION	Unit Wt	Total Wt
W14X22	1	W14X22 x 17'-10 3/4"	386.8	386.8
CLE6	9	1/4" x 6" x 6" PL	23.0	23.0
		Weight Sum ..	409.8	409.8

			Job: 3122M	Date: 1/21/21
Size: W14X22		Length: 17'-10 3/4"	Qnt: 1	Mark: MB-5
Part: W14X22	Finish: Red Oxide			



D=DIAMETER  
G=GAGE

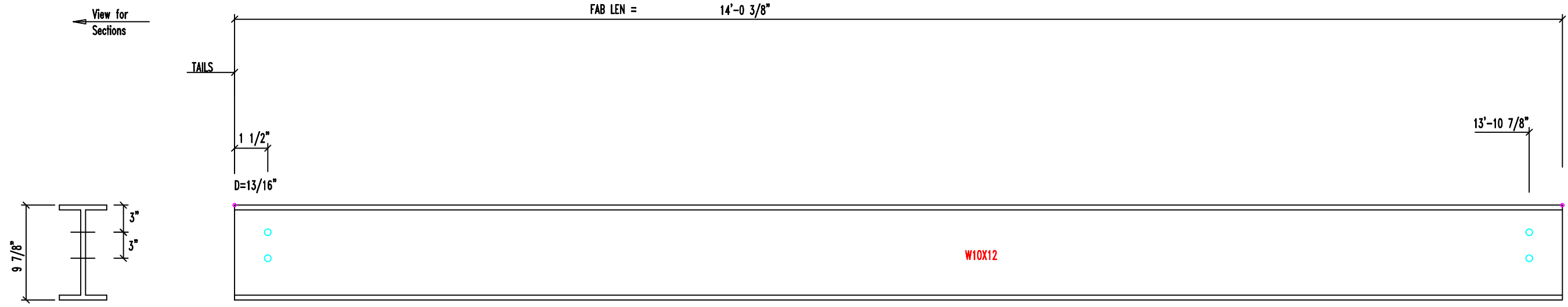
View for  
Sections



MARK	QNT	DESCRIPTION	Unit Wt	Total Wt
W14X22	1	W14X22 x 17'-10 3/4"	386.8	386.8
CLE6	9	1/4" x 6" x 6" PL	23.0	23.0
		Weight Sum ..	409.8	409.8

			Job: 3122M	Date: 1/21/21
Size: W14X22		Length: 17'-10 3/4"	Qnt: 1	Mark: MB-6
Part: W14X22	Finish: Red Oxide			

D=DIAMETER  
G=GAGE

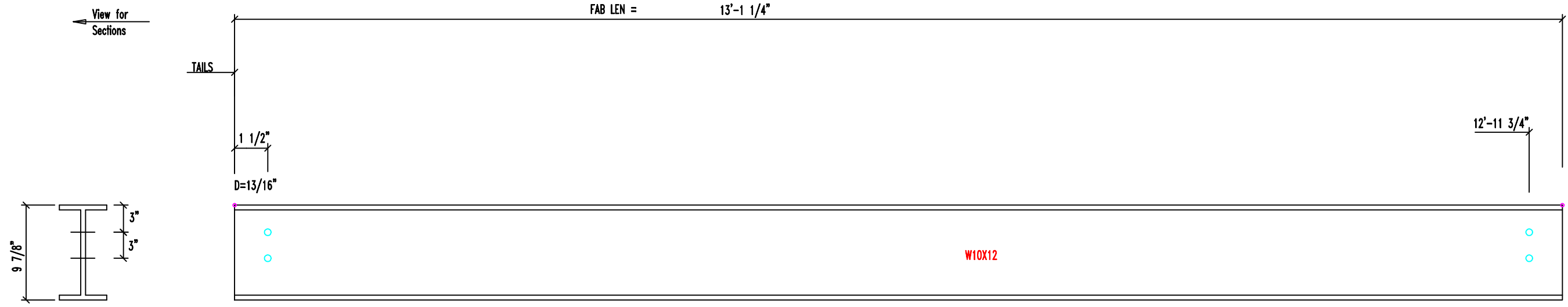


MARK	QNT	DESCRIPTION	Unit Wt	Total Wt
W10X12	1	W10X12 x 14'-0 3/8"	168.0	168.0
		Weight Sum ..	168.0	168.0

			Job: 3122M	Date: 1/21/21
Size: W10X12		Length: 14'-0 3/8"	Qnt: 1	Mark: MB-7
Part: W10X12	Finish: Red Oxide			

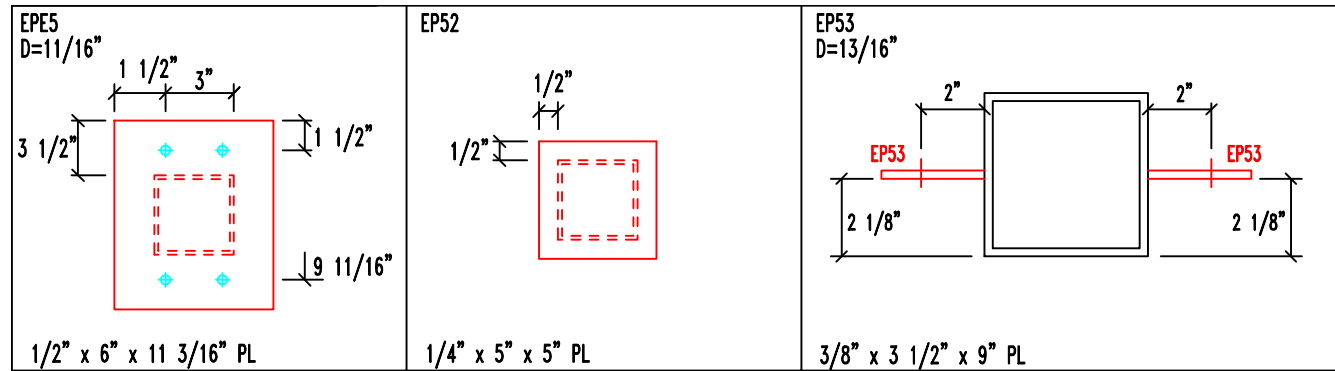


D=DIAMETER  
G=GAGE

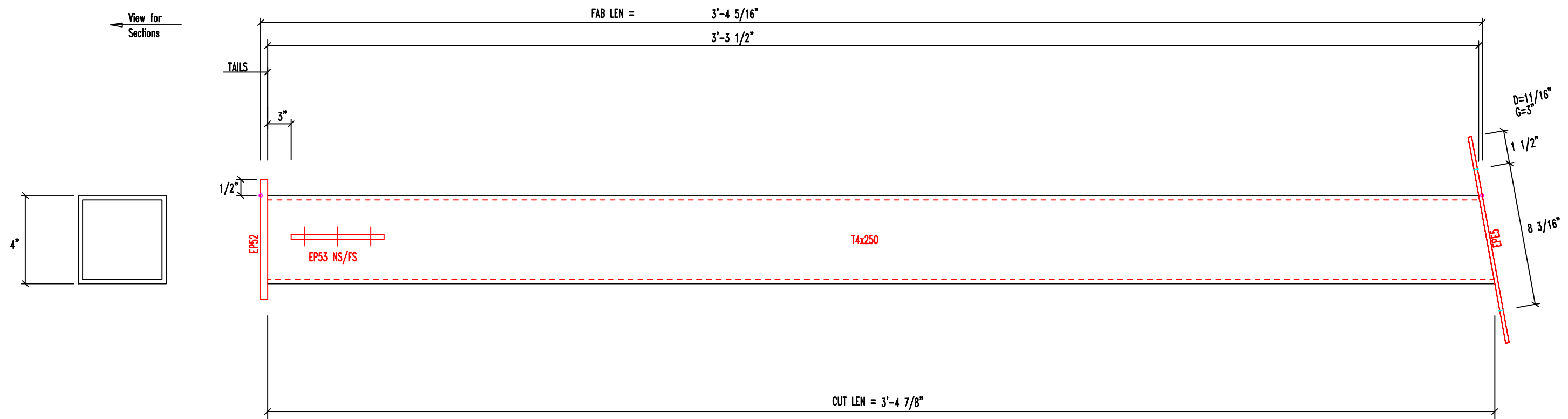


MARK	QNT	DESCRIPTION	Unit Wt	Total Wt
W10X12	1	W10X12 x 13'-1 1/4"	168.0	168.0
		Weight Sum ..	168.0	168.0

			Job: 3122M	Date: 1/21/21
Size: W10X12		Length: 13'-1 1/4"	Qnt: 1	Mark: MB-8
Part: W10X12	Finish: Red Oxide			

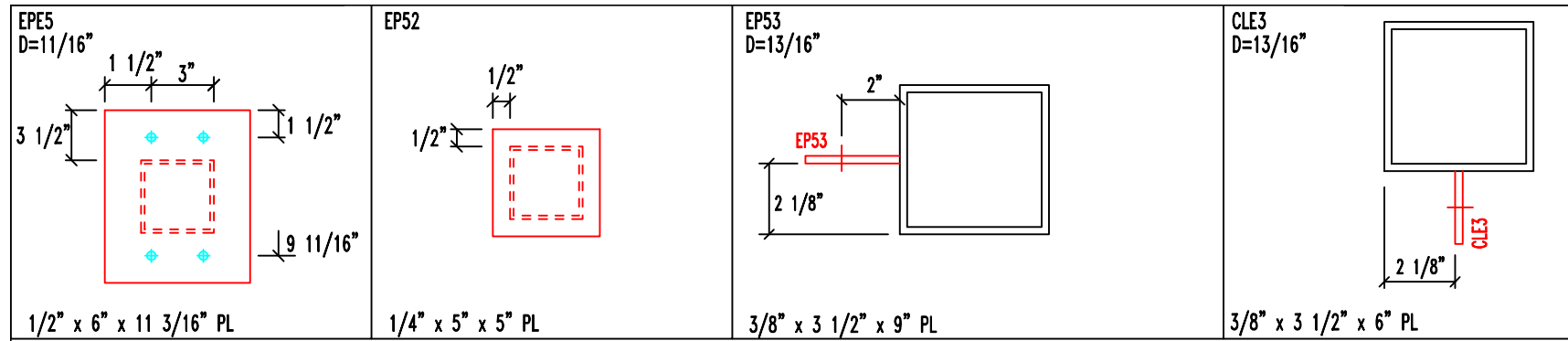


D=DIAMETER  
G=GAGE

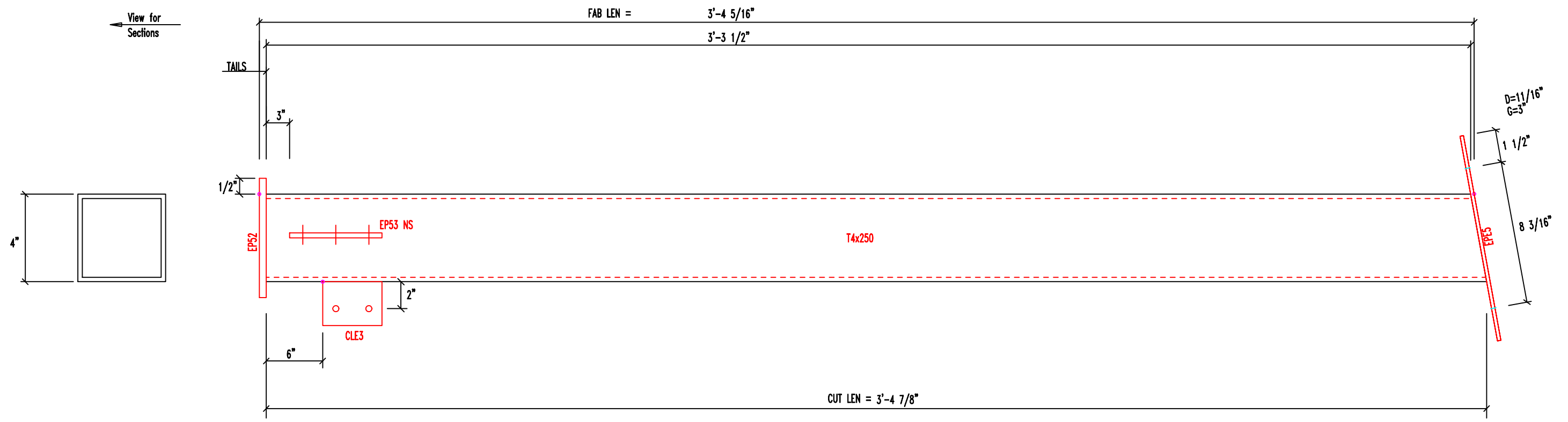


MARK	QNT	DESCRIPTION	Unit Wt	Total Wt
T4x250	2	T4x250 x 3'-4 7/8"	41.7	83.4
EPE5	2	1/2" x 6" x 11 3/16" PL	9.6	19.2
EP52	2	1/4" x 5" x 5" PL	3.4	6.8
EP53	4	3/8" x 3 1/2" x 9" PL	4.4	8.8
		Weight Sum ..	59.1	118.2

Size: T4x250			Thk: 0.250	Length: 3'-4 5/16"	Job: 3122M	Date: 1/21/21
Part: T4x250			Finish: PRIME	Qnt: 2	Mark: MC-1	




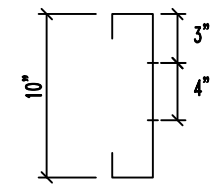
D=DIAMETER  
G=GAGE



MARK	QNT	DESCRIPTION	Unit Wt	Total Wt
T4x250	1	T4x250 x 3'-4 7/8"	41.7	41.7
EPE5	1	1/2" x 6" x 11 3/16" PL	9.6	9.6
EP52	1	1/4" x 5" x 5" PL	1.8	1.8
EP53	1	3/8" x 3 1/2" x 9" PL	3.4	3.4
CLE3	1	3/8" x 3 1/2" x 6" PL	2.2	2.2
		Weight Sum ..	58.7	58.7

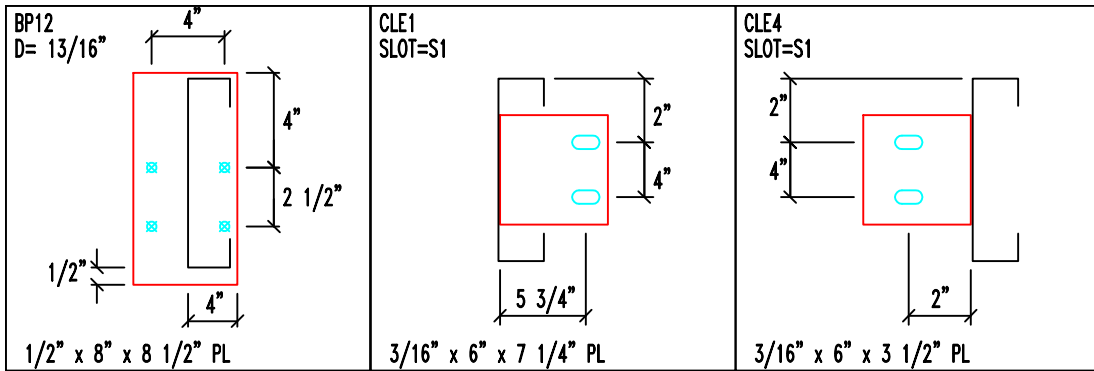
Size: T4x250			Thk: 0.250	Length: 3'-4 5/16"	Job: 3122M	Date: 1/21/21
Part: T4x250			Finish: PRIME	Qnt: 1	Mark: MC-2	

D=DIAMETER  
G=GAGE



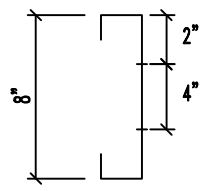
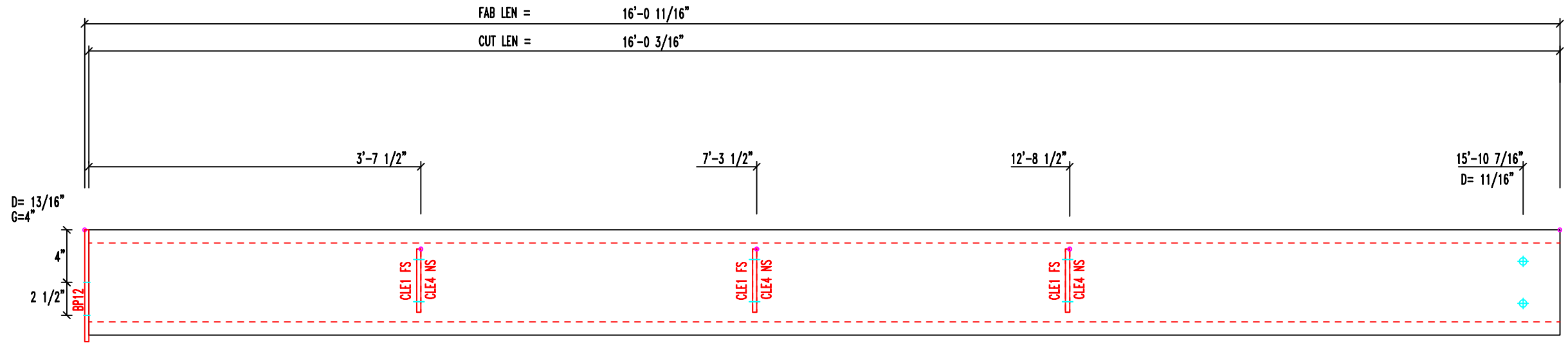
MARK	QNT	DESCRIPTION	Unit Wt	Total Wt
10X35C14	29	10X35C14 x 14'-2"	60.9	1766.6
		Weight Sum ..	60.9	1766.6

C Size: 10.0x3.5			Gage: 14	Length: 14'-2"	Job: 3122M	Date: 1/21/21
Part: 10X35C14		Finish: Red Oxide		Qnt: 29	Mark: MJ-1	



D=DIAMETER  
G=GAGE

View for Sections

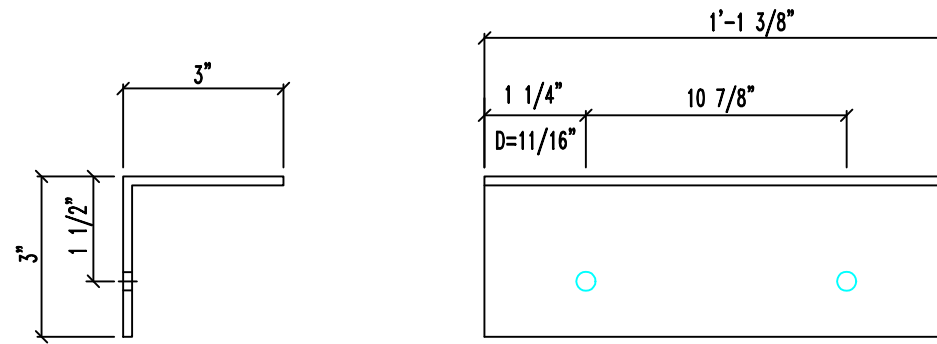


MARK	QNT	DESCRIPTION	Unit Wt	Total Wt
8X35C12	1	8X35C12 x 16'-0 3/16"	102.7	102.7
BP12	1	1/2" x 8" x 8 1/2" PL	9.6	9.6
CLE1	3	3/16" x 6" x 7 1/4" PL	6.7	6.7
CLE4	3	3/16" x 6" x 3 1/2" PL	3.1	3.1
		Weight Sum ..	124.4	124.4

SLOT TABLE	
ID	SIZE
S1	9/16"x1"

C Size: 8.0x3.5			Gage: 12	Length: 16'-0 11/16"	Qnt: 1	Job: 3122M	Date: 1/21/21
Part: 8X35C12		Finish: Red Oxide				Mark: PC-1	


D=DIAMETER  
G=GAGE



MARK	QNT	DESCRIPTION	Unit Wt	Total Wt
L3x3x1/4"	4	L3x3x1/4" x 1'-1 3/8"	3.3	13.2
		Weight Sum ..	3.3	13.2

			Job: 3122M	Date: 1/21/21
Size: L3x3x1/4"		Length: 1'-1 3/8"	Qnt: 4	Mark: AA-1
Part: L3x3x1/4"	Finish: Red Oxide			

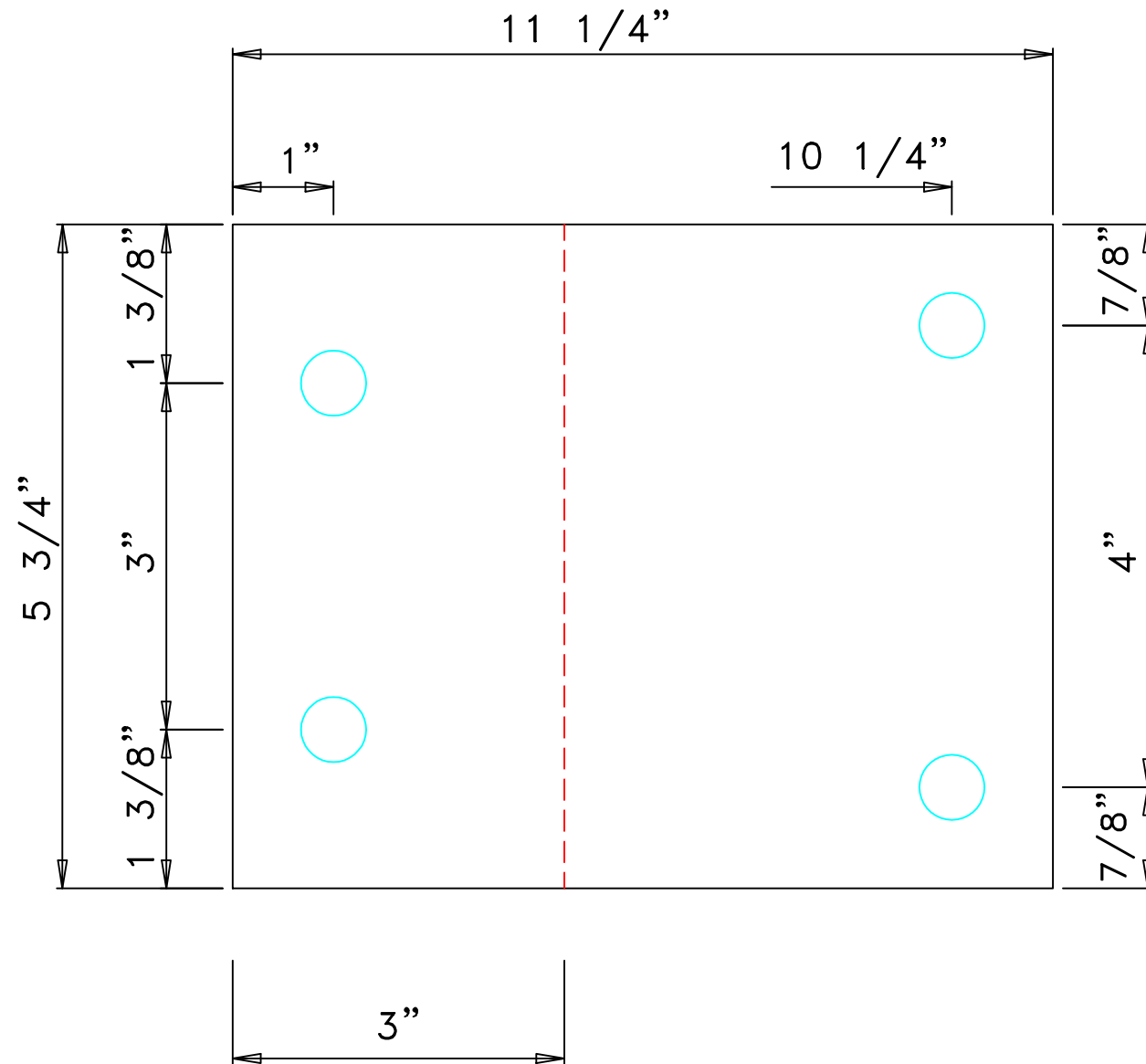
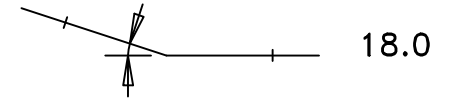
MARK	QTY	PART	LENGTH	THICK	DIA	UNIT WT
FB30.5	11	L2x2x14G	30.500	0.070	0.563	2.4
FB31.5	10	L2x2x14G	31.500	0.070	0.563	2.5
FB32	5	L2x2x14G	32.000	0.070	0.563	2.5
FB34.5	12	L2x2x14G	34.500	0.070	0.563	2.7
FB35.9	3	L2x2x14G	35.880	0.070	0.563	2.8



CUSTOMER		
JOB 3122M	CHECKED BY	DATE 1/21/21
DRAWING Angle Fabrication		

MARK : b1  
QUANTITY : 6  
SIZE : 0.250 x 5 3/4" x 11 1/4"

○ Dia= 9/16"

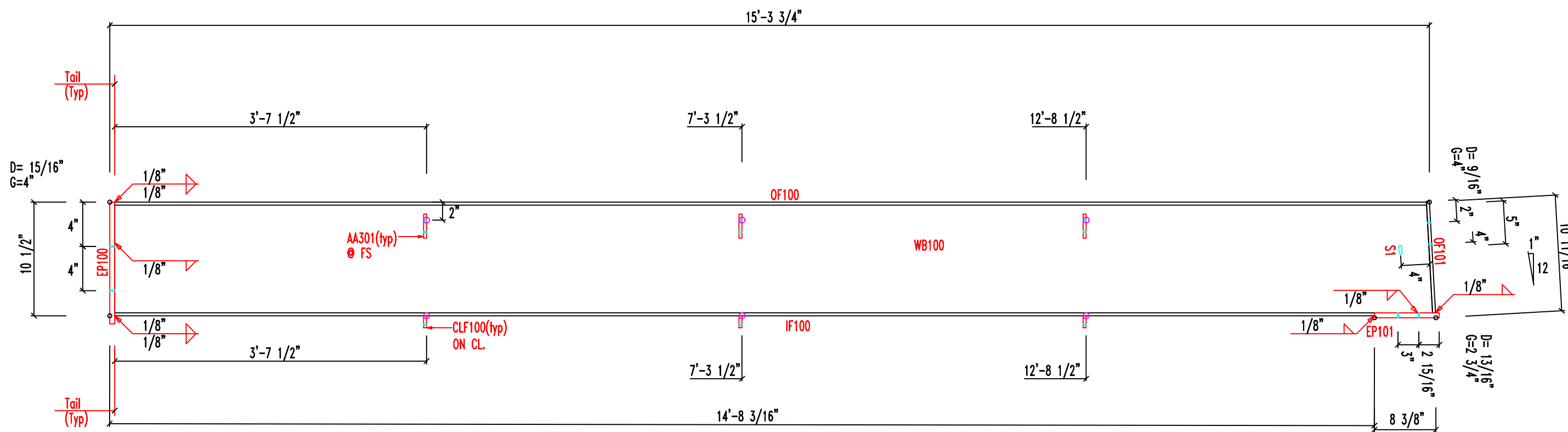


CUSTOMER			
JOB 3122M	CHECKED BY	DATE 1/21/21	DRAWING



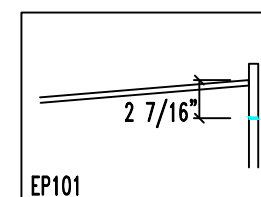
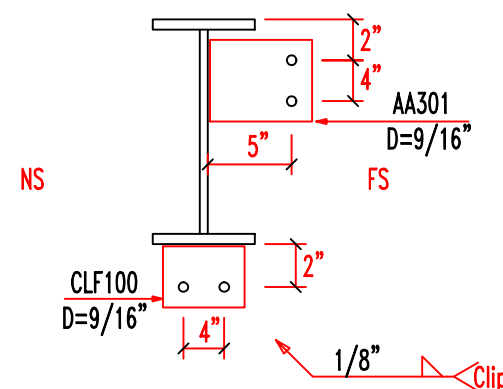
D=DIAMETER  
G=GAGE

View for  
Section



MARK	QNT	DESCRIPTION	UNIT WT	TOTAL WT
WB100	1	10gax10"x15'-3 13/16"	69.9	69.9
OF100	1	1/4"x5"x15'-3"	64.9	64.9
OF101	1	1/4"x6"x10 1/4"	4.4	4.4
IF100	1	1/4"x5"x14'-7 11/16"	62.3	62.3
EP100	1	1/2"x8"x11"	12.5	12.5
EP101	1	3/8"x6"x8 7/8"	5.7	5.7
AA301	3	1/4"x6"x6 1/8"	15.7	15.7
CLF100	3	3/16"x6"x2 7/8"	2.8	2.8
Weight Sum			238.	238.

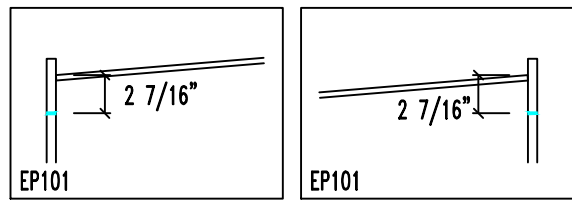
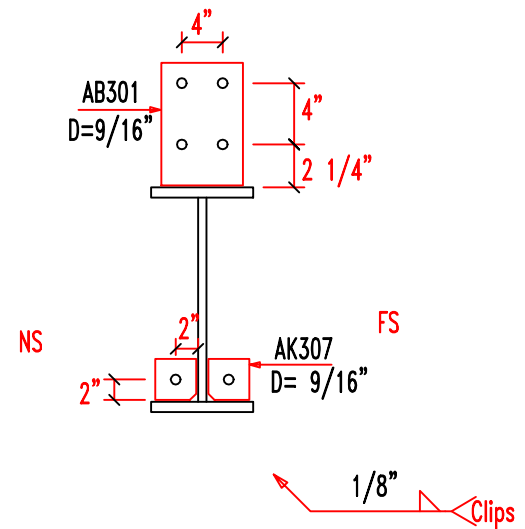
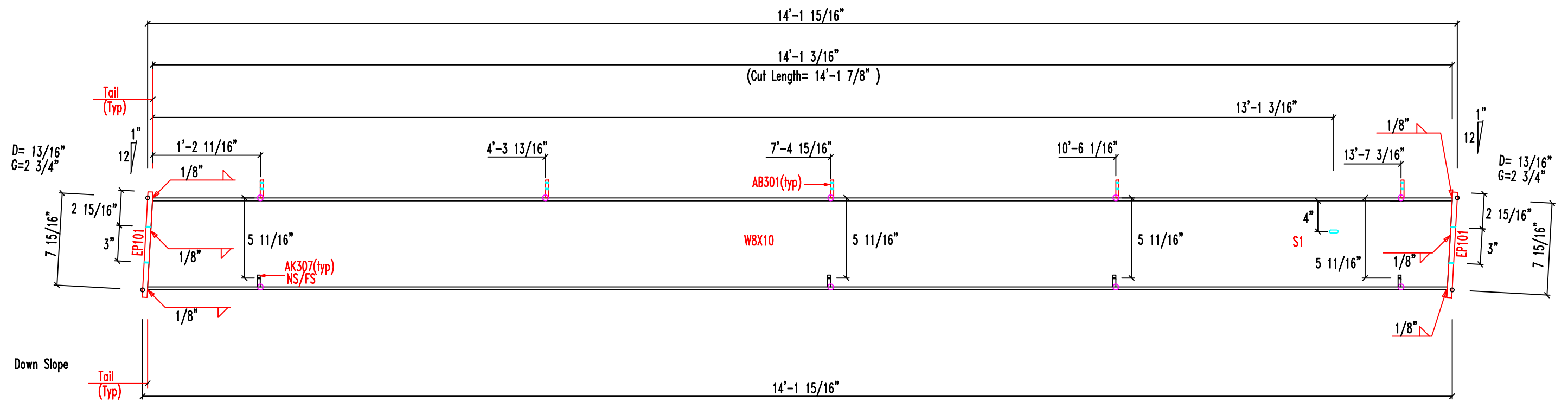
SLOT TABLE	
ID	SIZE
S1	13/16"x2"



CUSTOMER		
JOB 3122LT1	CHECKED BY	DATE 1/21/21
QUANTITY 1	PART RF1-100	DRAWING RF1-100A

D=DIAMETER  
G=GAGE

View for Section  
←



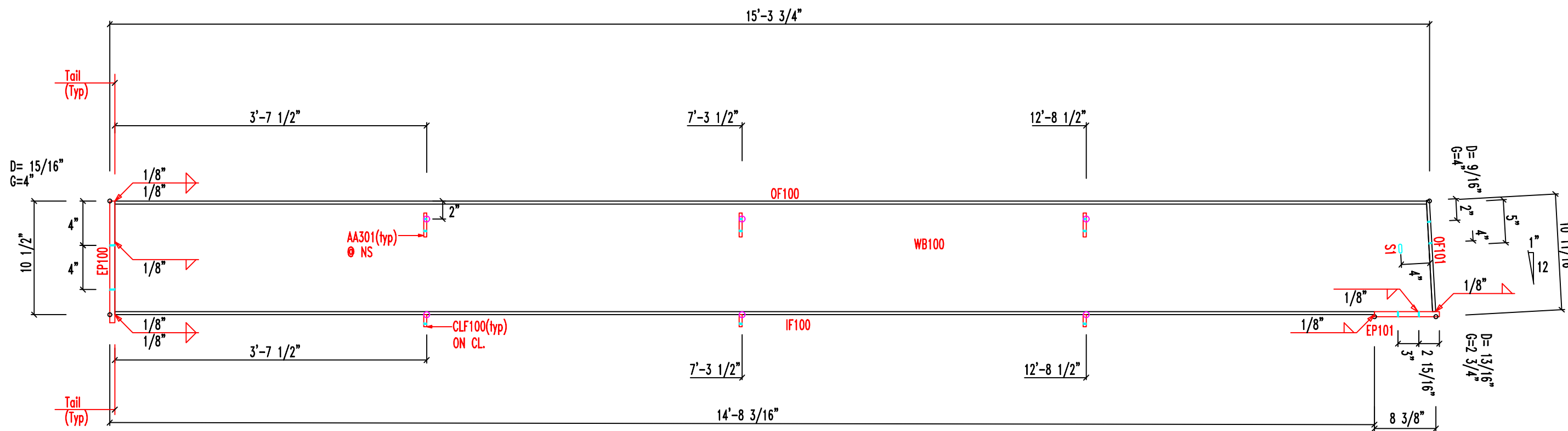
MARK	QNT	DESCRIPTION	UNIT WT	TOTAL WT
W8X10	2	W8X10 x 14'-1 7/8"	141.0	282.0
EP101	4	3/8"x6"x8 7/8"	11.3	22.6
AK307	16	10gax3"x3"	1.9	3.8
AB301	10	1/4"x6"x7 1/8"	9.1	18.2
Weight Sum			165.	329.5

SLOT TABLE	
ID	SIZE
S1	13/16"x2"
S2	11/16"x2"

CUSTOMER		
JOB 3122LT1	CHECKED BY	DATE 1/21/21
QUANTITY 2	PART RF1-101	DRAWING RF1-101A

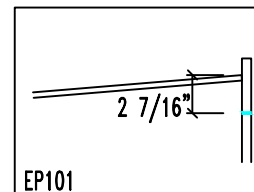
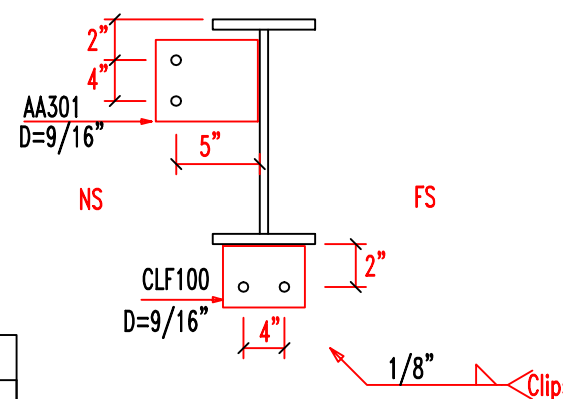
D=DIAMETER  
G=GAGE

← View for Section




MARK	QNT	DESCRIPTION	UNIT WT	TOTAL WT
WB100	1	10gax10"x15'-3 13/16"	69.9	69.9
OF100	1	1/4"x5"x15'-3"	64.9	64.9
OF101	1	1/4"x6"x10 1/4"	4.4	4.4
IF100	1	1/4"x5"x14'-7 11/16"	62.3	62.3
EP100	1	1/2"x8"x11"	12.5	12.5
EP101	1	3/8"x6"x8 7/8"	5.7	5.7
AA301	3	1/4"x6"x6 1/8"	15.7	15.7
CLF100	3	3/16"x6"x2 7/8"	2.8	2.8
Weight Sum			238.	238.

SLOT TABLE	
ID	SIZE
S1	13/16"x2"



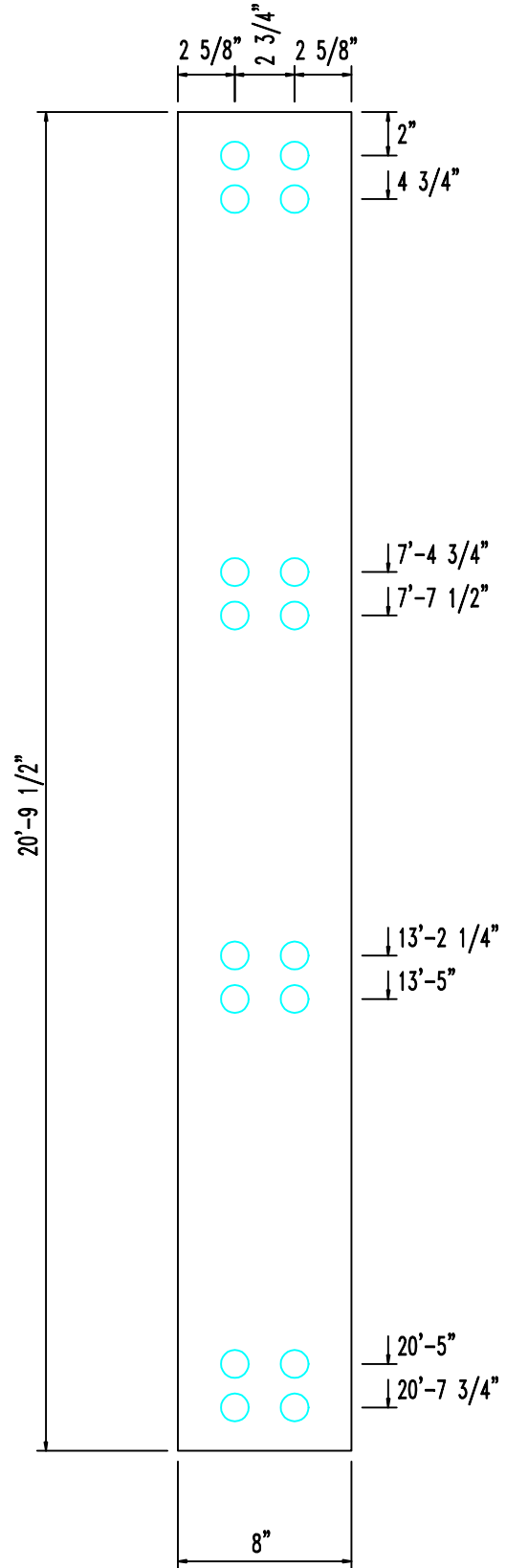
CUSTOMER		
JOB 3122LT1	CHECKED BY	DATE 1/21/21
QUANTITY 1	PART RF1-102	DRAWING RF1-102A

MARK	QTY	PART	LENGTH	W1	W2	THICK	DIA	UNIT WT
FB28.9	8	L2x2x14G	28.880	2.000	2.000	0.070	0.563	2.3

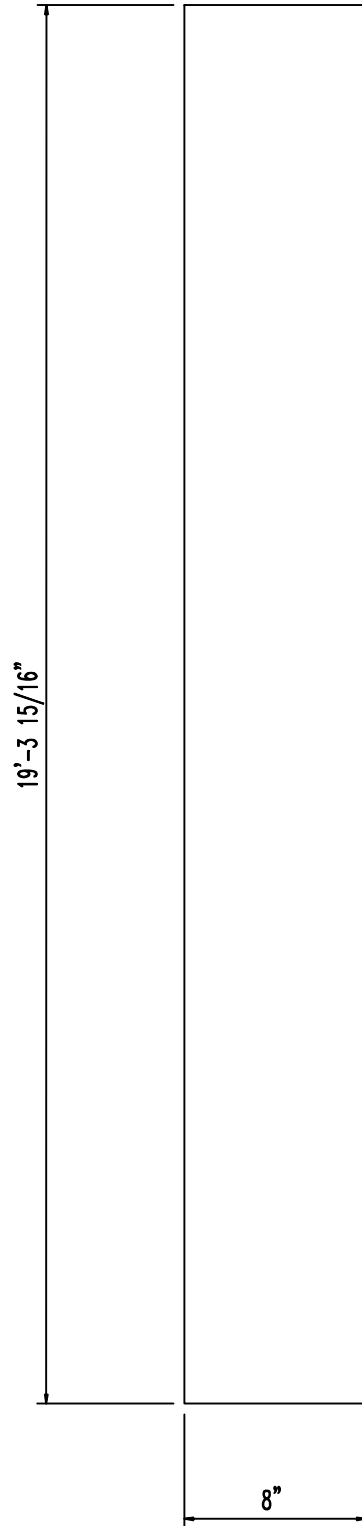


CUSTOMER		
JOB 3122LT1	CHECKED BY	DATE 1/21/21
DRAWING Angle Fabrication		

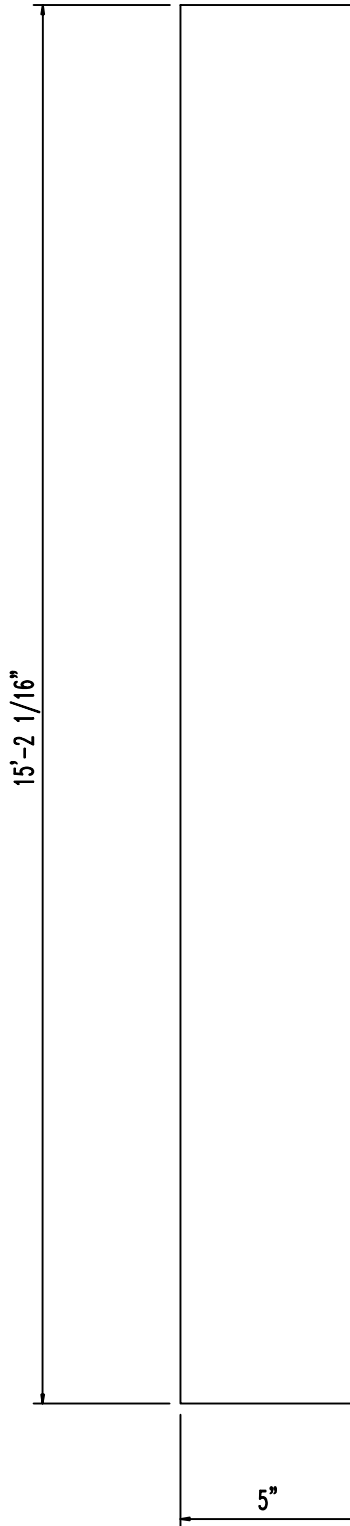
MARK : FLW1  
 QUANTITY : 2  
 SIZE : 1/4" x 8" x 20'-9 1/2"  
 HOLES : 11/16"



MARK : FLW2  
 QUANTITY : 2  
 SIZE : 1/4" x 8" x 19'-3 15/16"



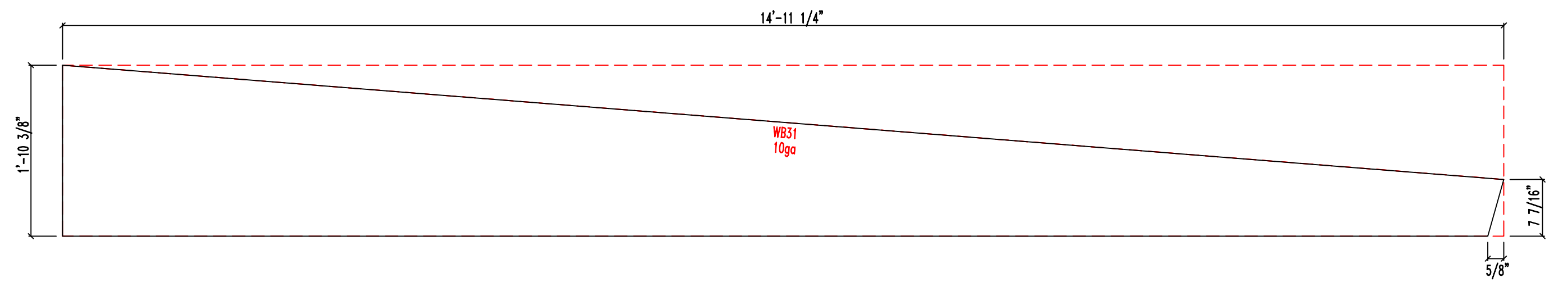
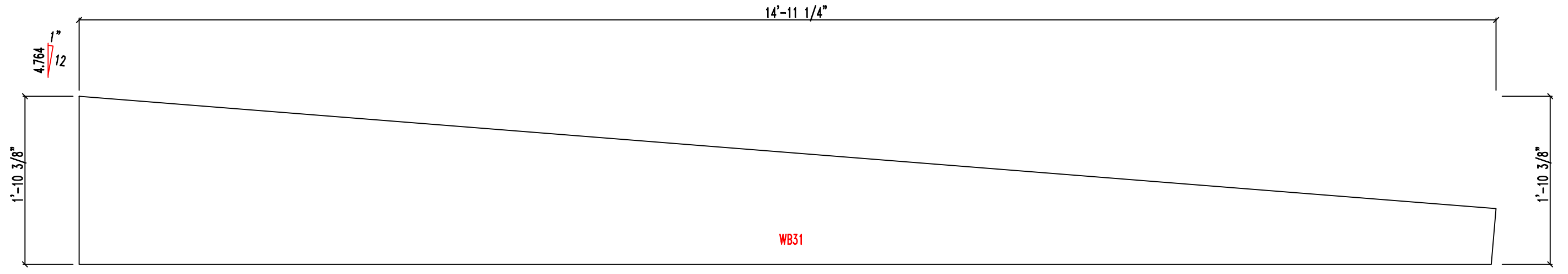
MARK : FLW3  
 QUANTITY : 2  
 SIZE : 5/16" x 5" x 15'-2 1/16"



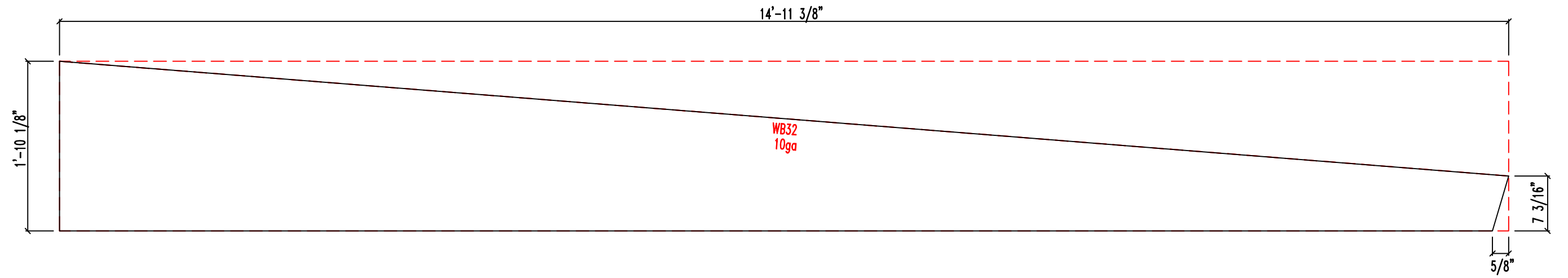
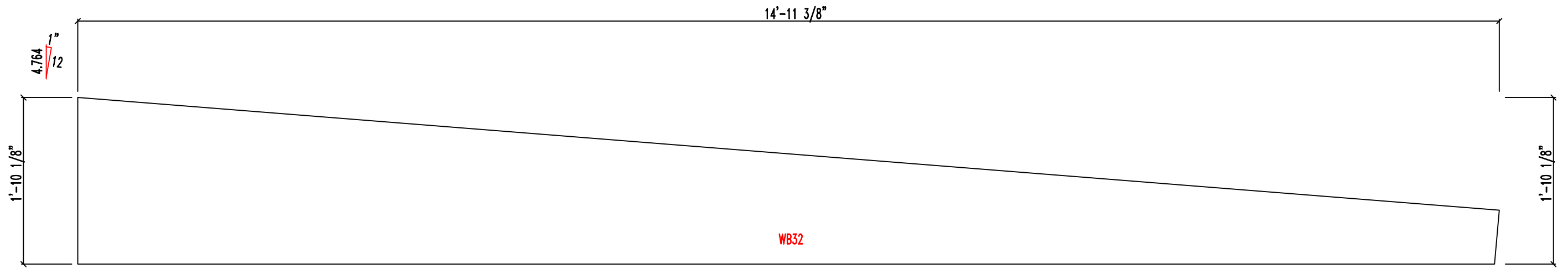
CZE FLANGE PLATES

CUSTOMER

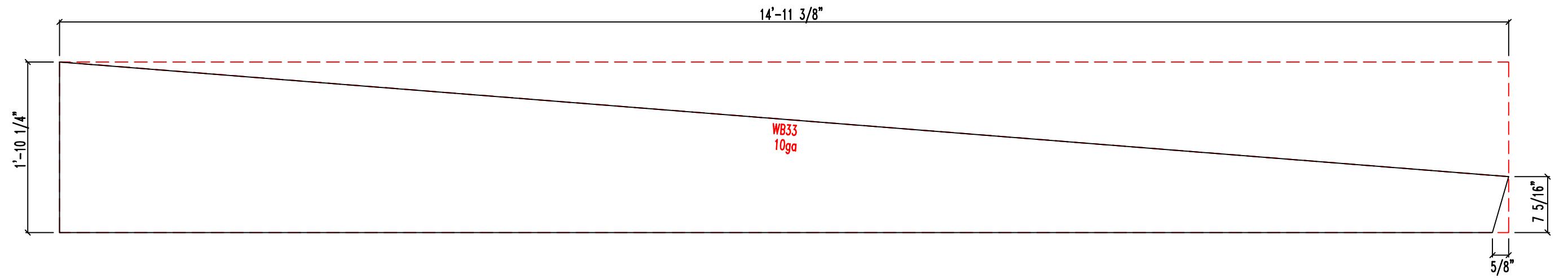
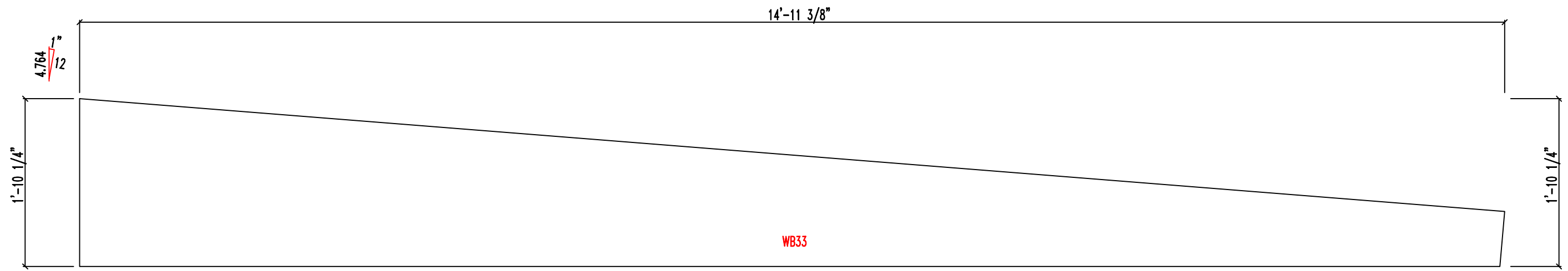
JOB 3122M	CHECKED BY	DATE 1/21/21	DRAWING CZE-F1
--------------	------------	-----------------	-------------------



CUSTOMER		
JOB 3122M	CHECKED BY	DATE 1/21/21
QUANTITY 1	PART EB-1	DRAWING EB-1W

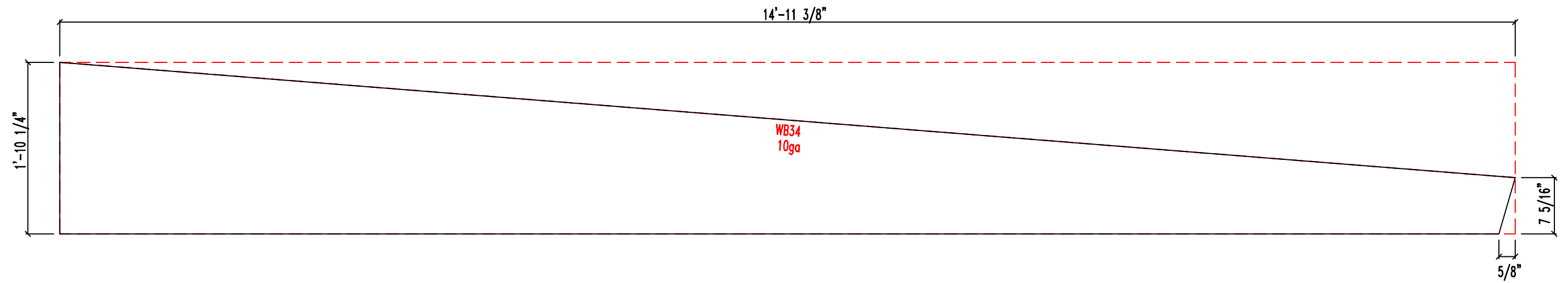
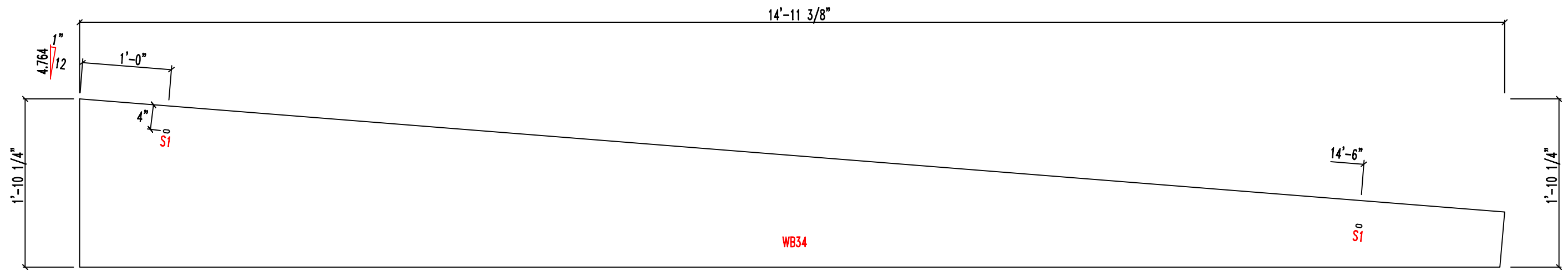


CUSTOMER		
JOB 3122M	CHECKED BY	DATE 1/21/21
QUANTITY 1	PART EB-2	DRAWING EB-2W




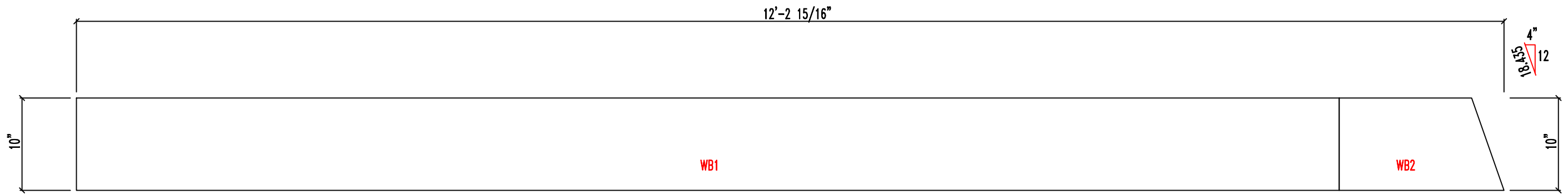
CUSTOMER		
JOB 3122M	CHECKED BY	DATE 1/21/21
QUANTITY 2	PART EB-3	DRAWING EB-3W



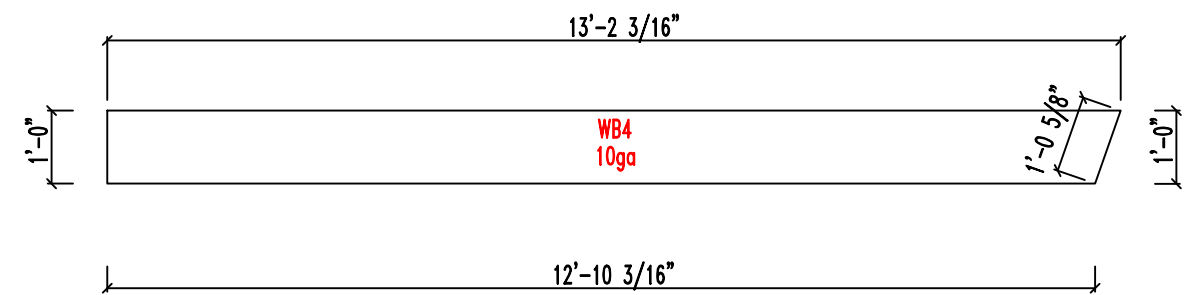
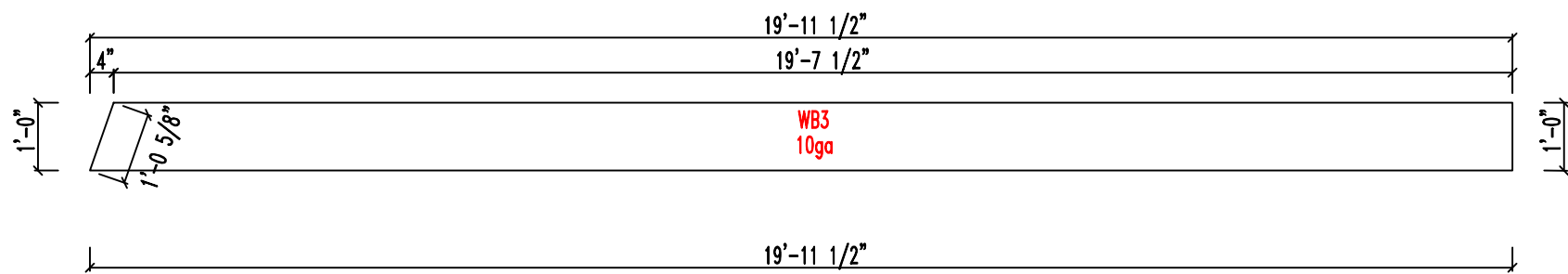
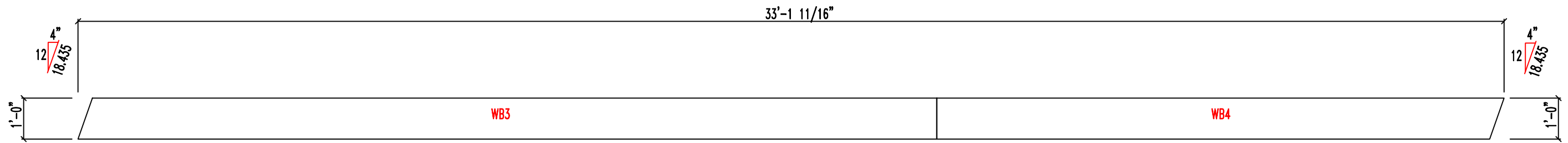


SLOT TABLE	
ID	SIZE
S1	13/16"x2"

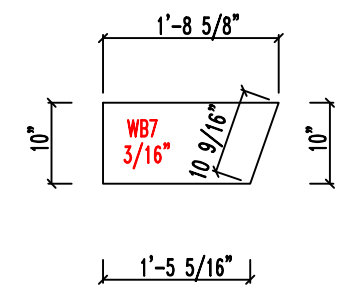
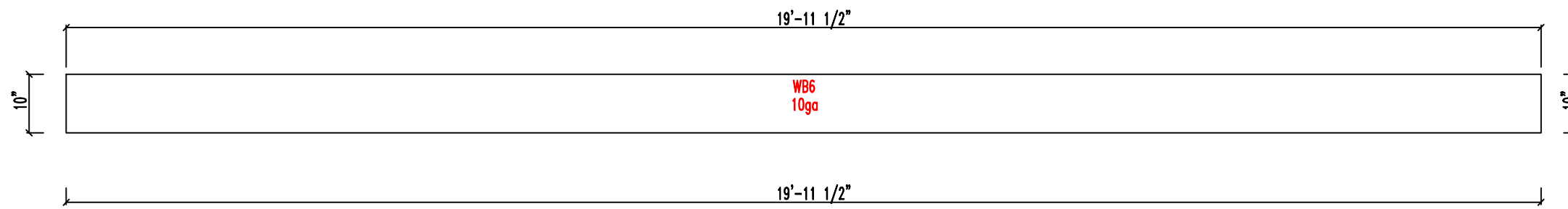
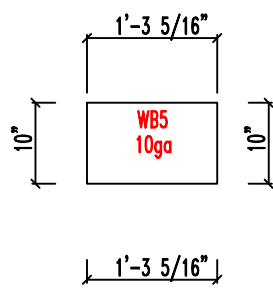
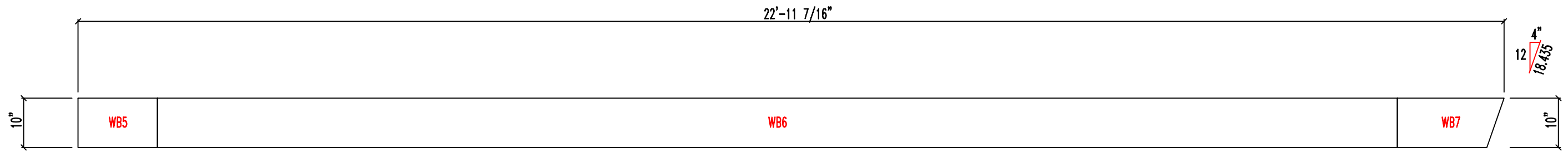
CUSTOMER		
JOB 3122M	CHECKED BY	DATE 1/21/21
QUANTITY 2	PART EB-4	DRAWING EB-4W



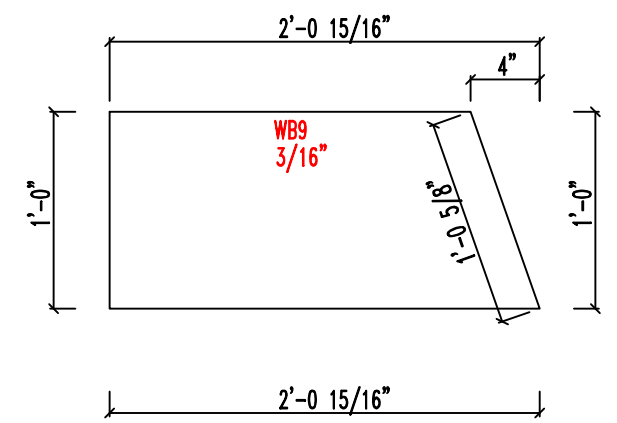
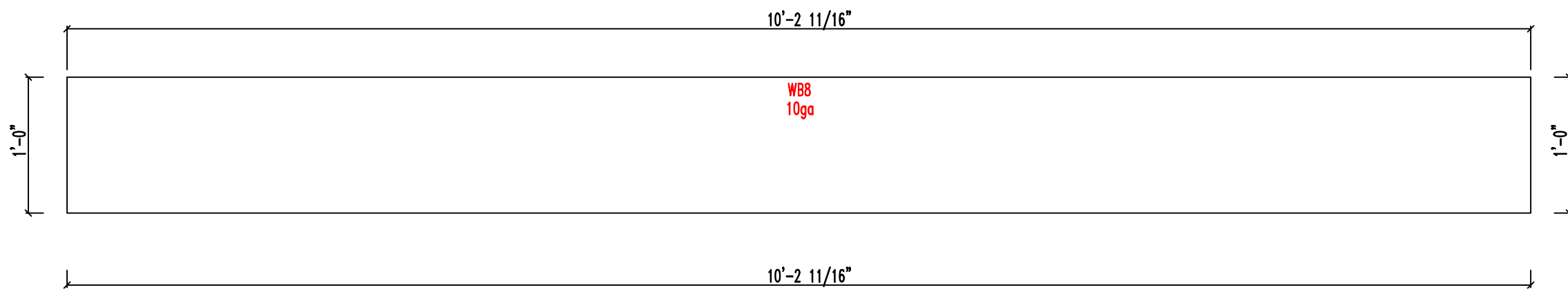
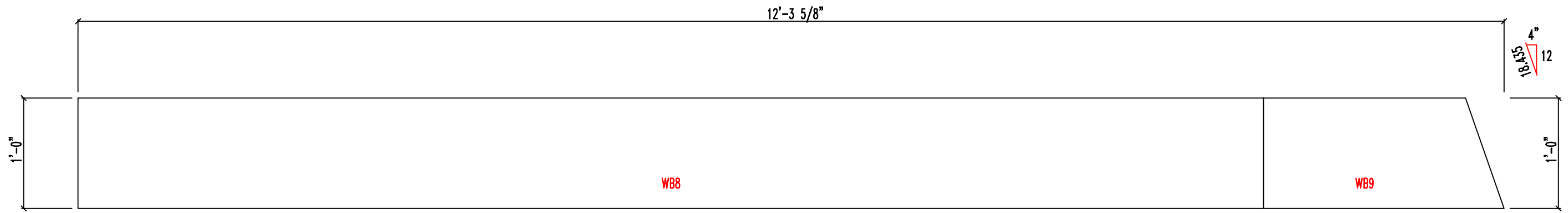
CUSTOMER		
JOB 3122M	CHECKED BY	DATE 1/21/21
QUANTITY 1	PART RF1-1	DRAWING RF1-1W



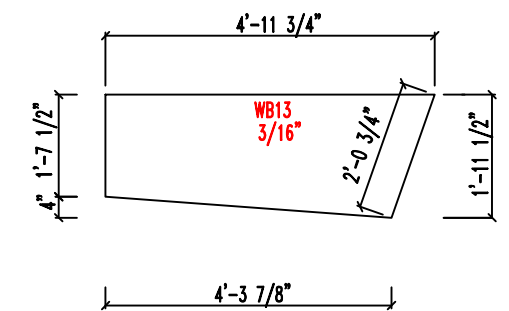
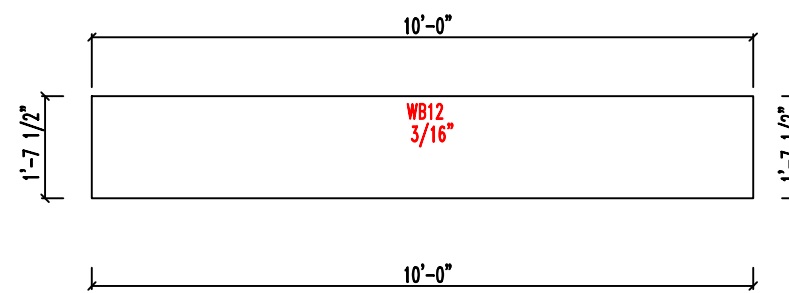
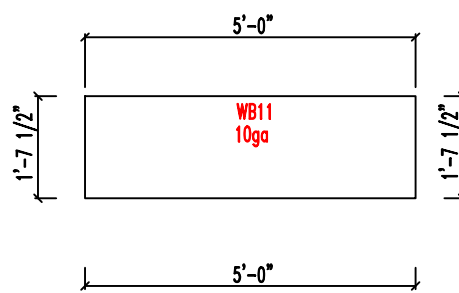
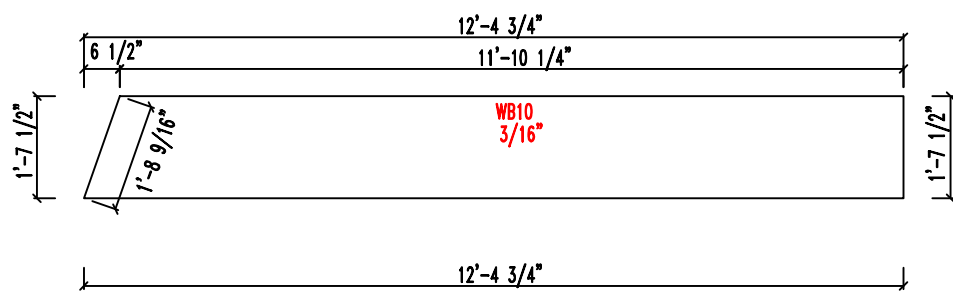
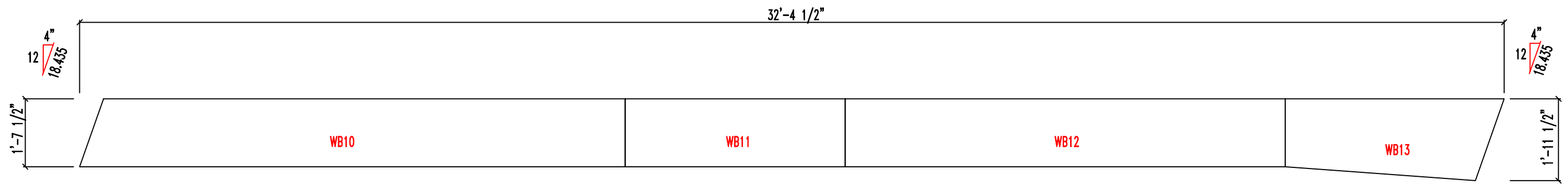
CUSTOMER		
JOB 3122M	CHECKED BY	DATE 1/21/21
QUANTITY 1	PART RF1-2	DRAWING RF1-2W



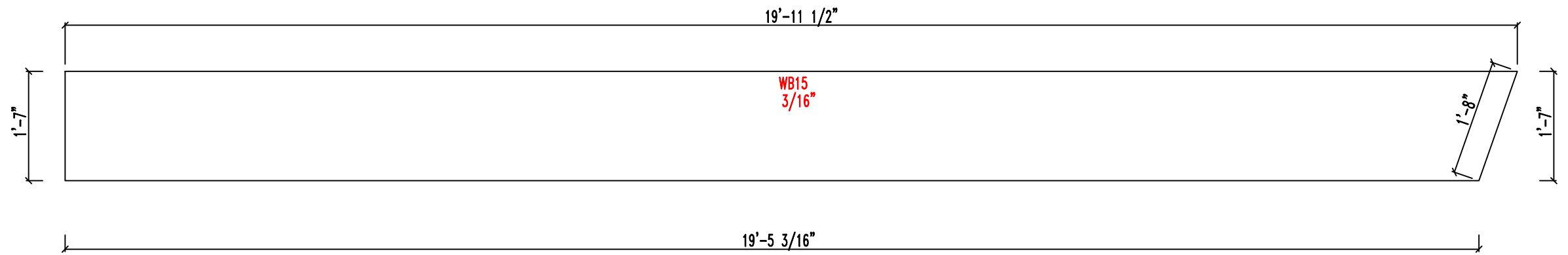
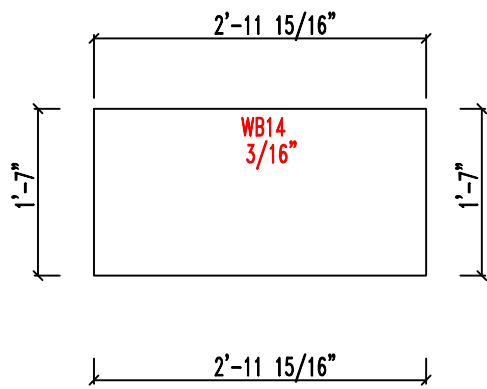
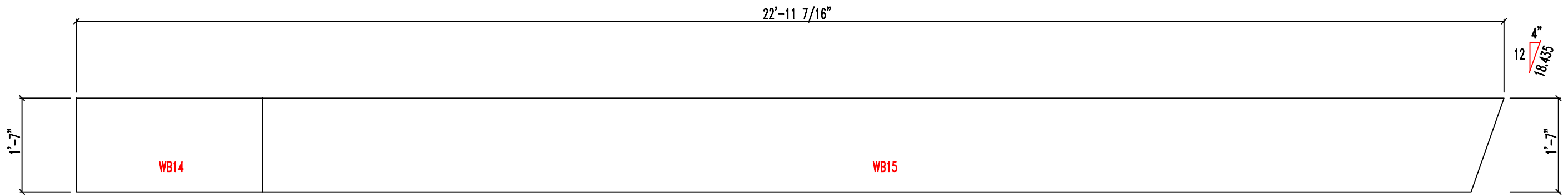
CUSTOMER		
JOB 3122M	CHECKED BY	DATE 1/21/21
QUANTITY 1	PART RF1-3	DRAWING RF1-3W



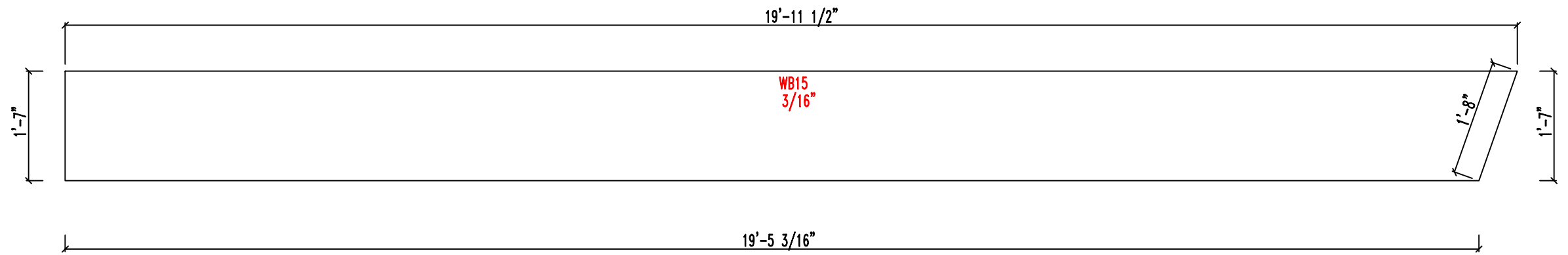
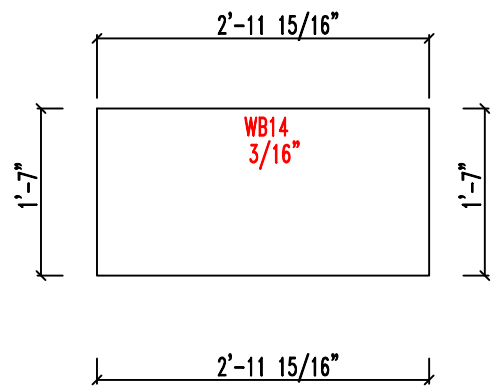
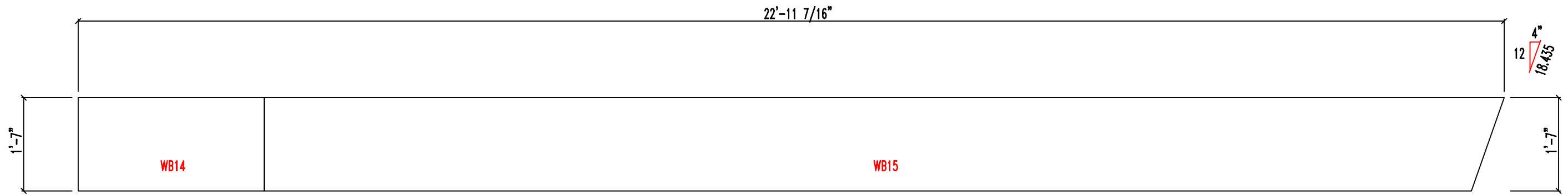
CUSTOMER		
JOB 3122M	CHECKED BY	DATE 1/21/21
QUANTITY 3	PART RF2-1	DRAWING RF2-1W



CUSTOMER		
JOB 3122M	CHECKED BY	DATE 1/21/21
QUANTITY 3	PART RF2-2	DRAWING RF2-2W

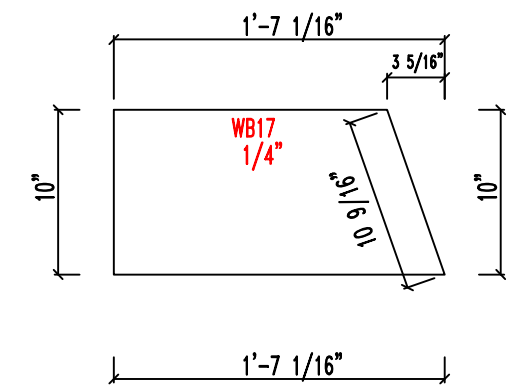
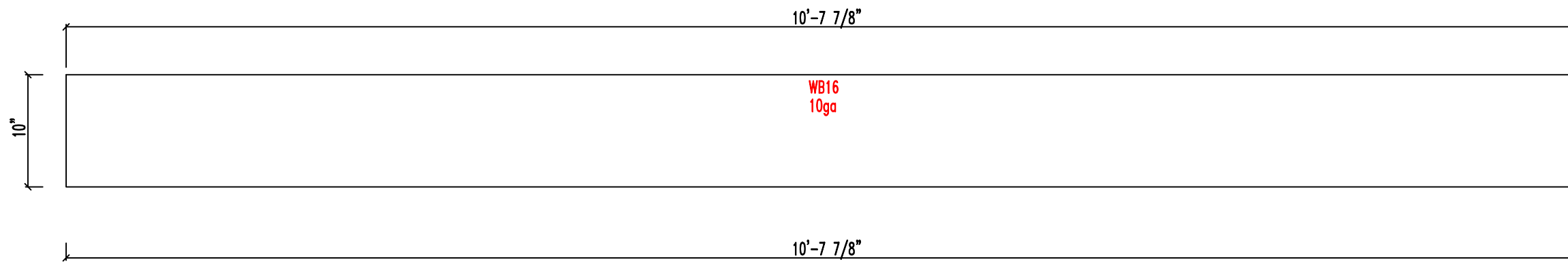
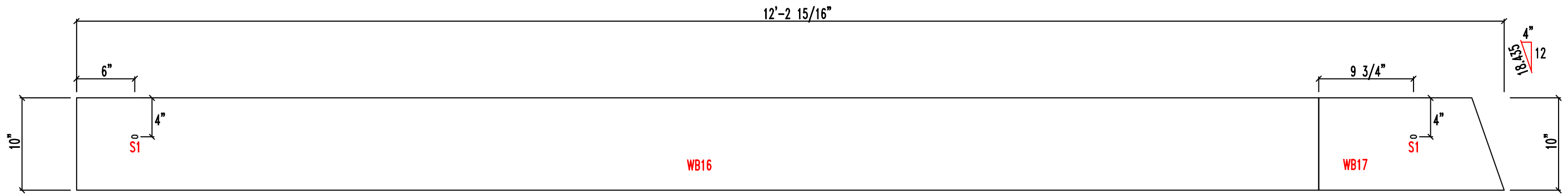


CUSTOMER		
JOB 3122M	CHECKED BY	DATE 1/21/21
QUANTITY 2	PART RF2-3	DRAWING RF2-3W



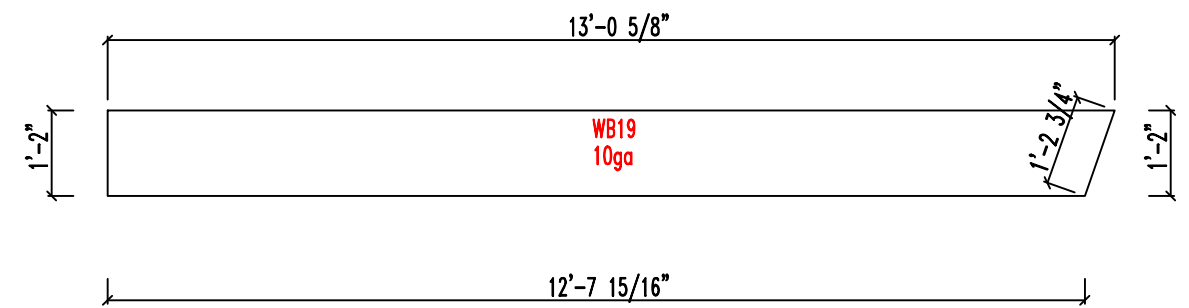
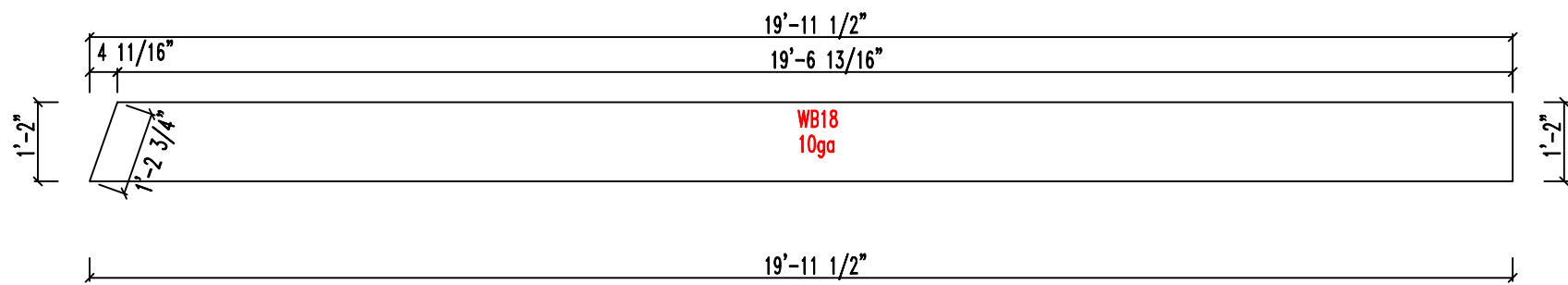
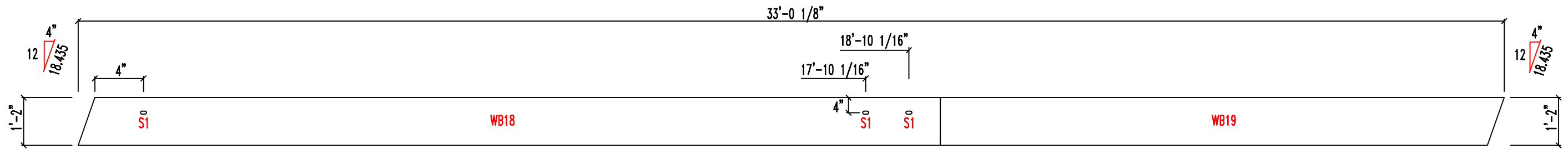
CUSTOMER		
JOB 3122M	CHECKED BY	DATE 1/21/21
QUANTITY 1	PART RF2-4	DRAWING RF2-4W





SLOT TABLE	
ID	SIZE
S1	13/16"x2"

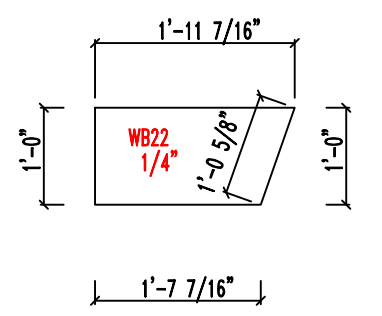
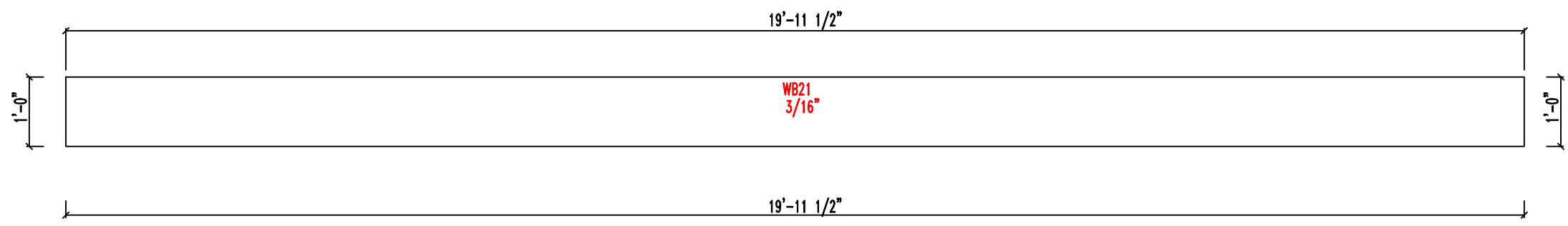
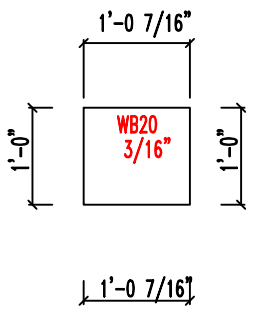
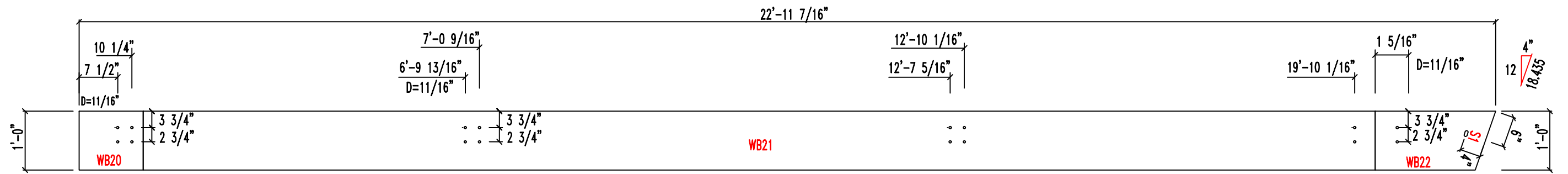
CUSTOMER		
JOB 3122M	CHECKED BY	DATE 1/21/21
QUANTITY 2	PART RF3-1	DRAWING RF3-1W



SLOT TABLE	
ID	SIZE
S1	13/16"x2"


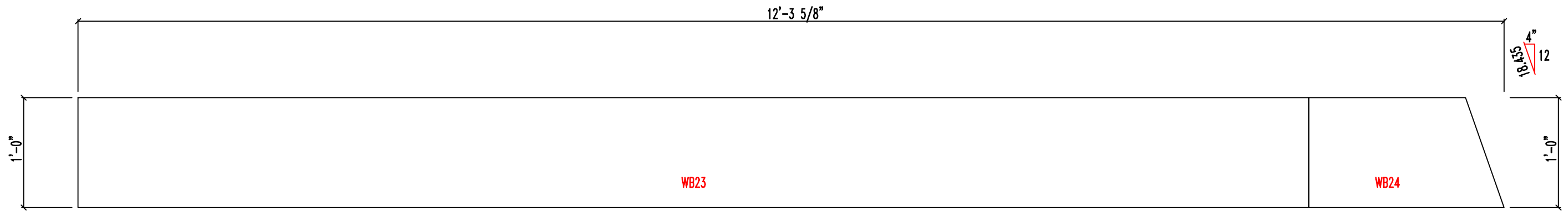
CUSTOMER		
JOB 3122M	CHECKED BY	DATE 1/21/21
QUANTITY 2	PART RF3-2	DRAWING RF3-2W

D=DIAMETER

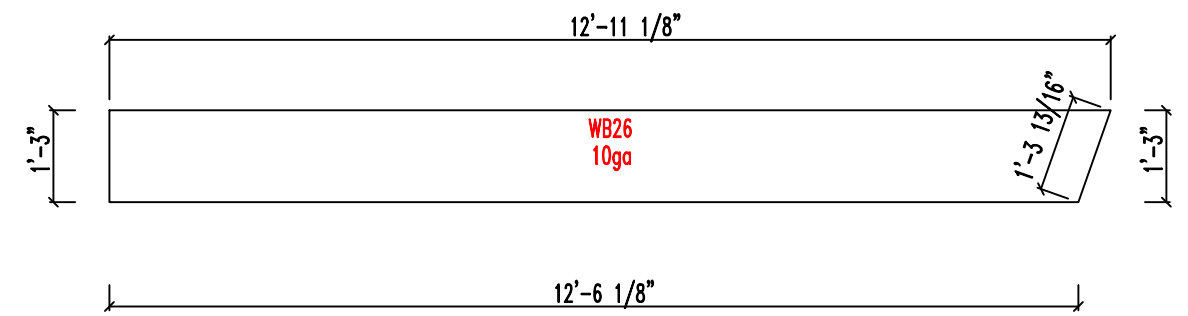
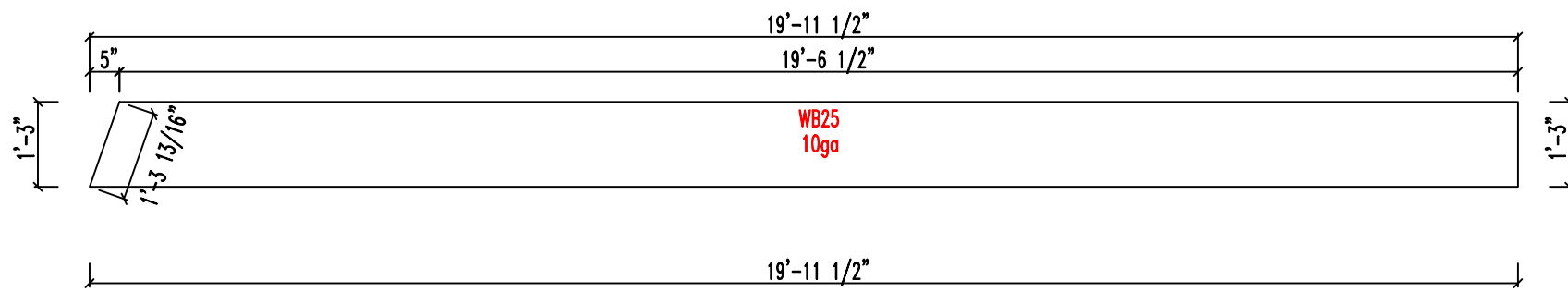
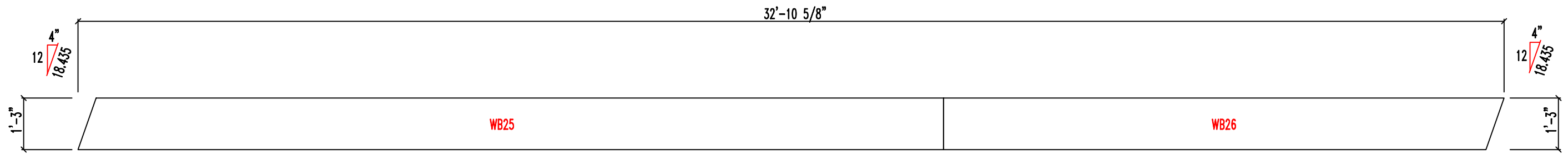


SLOT TABLE	
ID	SIZE
S1	13/16"x2"

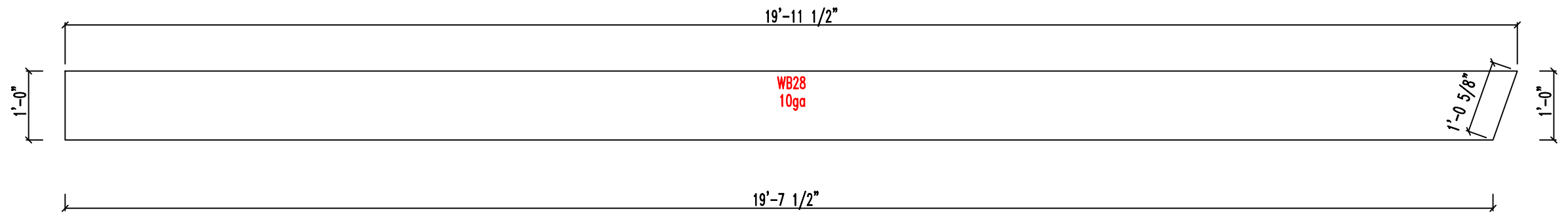
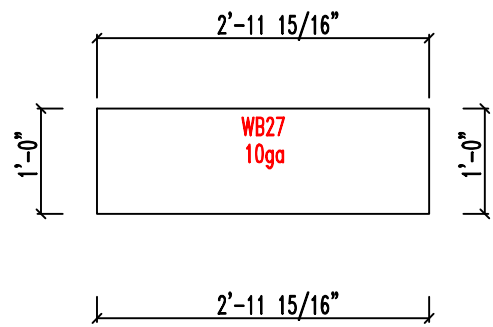
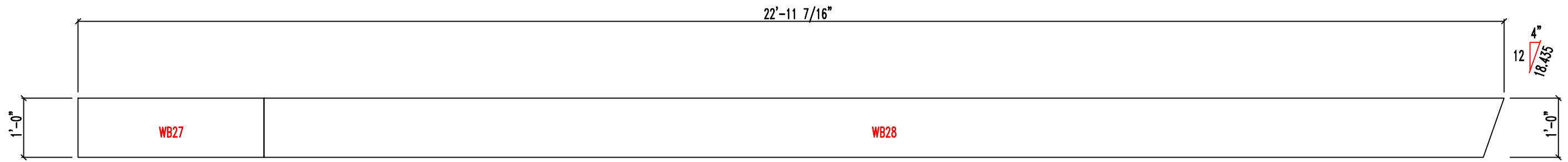
CUSTOMER		
JOB 3122M	CHECKED BY	DATE 1/21/21
QUANTITY 2	PART RF3-3/RF3-4	DRAWING RF3-3W




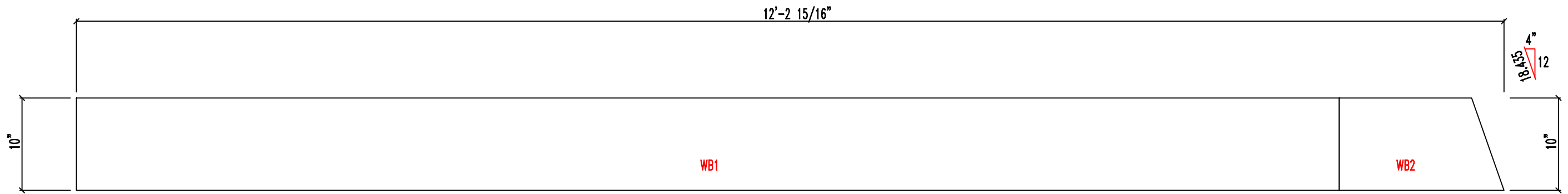
CUSTOMER		
JOB 3122M	CHECKED BY	DATE 1/21/21
QUANTITY 1	PART RF4-1	DRAWING RF4-1W



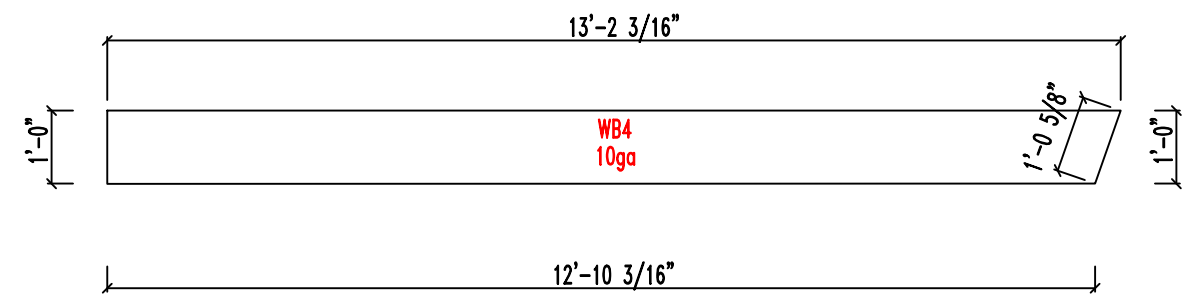
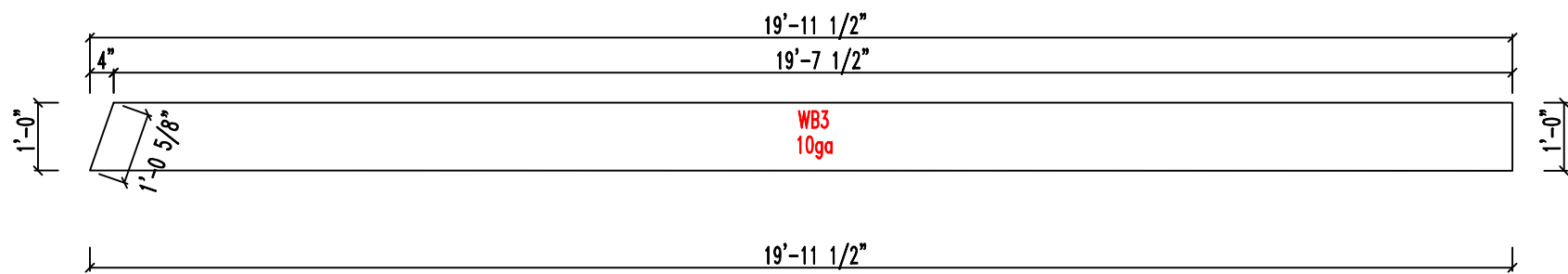
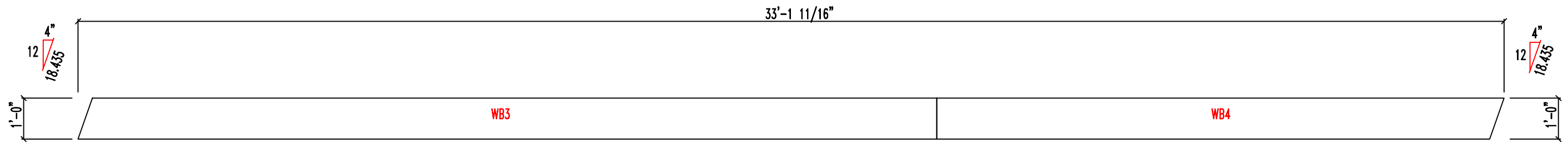
CUSTOMER		
JOB 3122M	CHECKED BY	DATE 1/21/21
QUANTITY 1	PART RF4-2	DRAWING RF4-2W



CUSTOMER		
JOB 3122M	CHECKED BY	DATE 1/21/21
QUANTITY 1	PART RF4-3	DRAWING RF4-3W

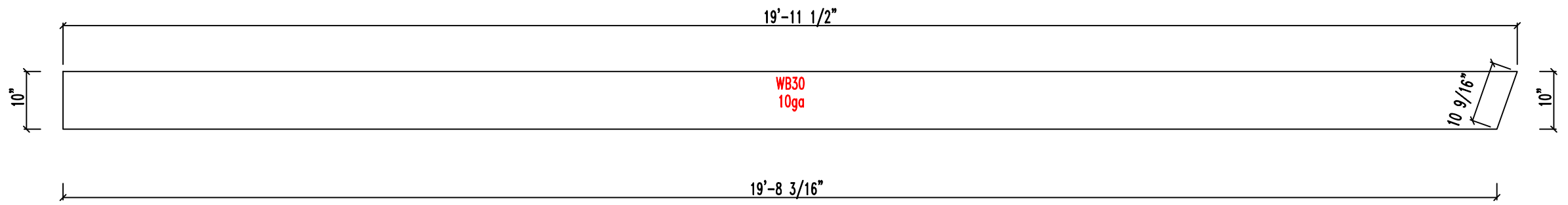
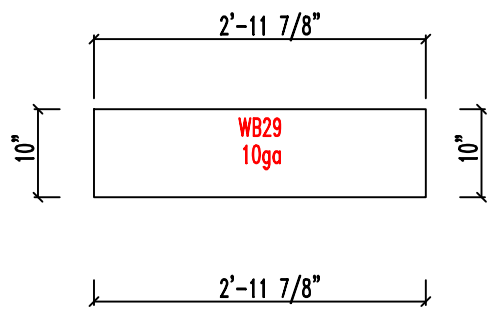
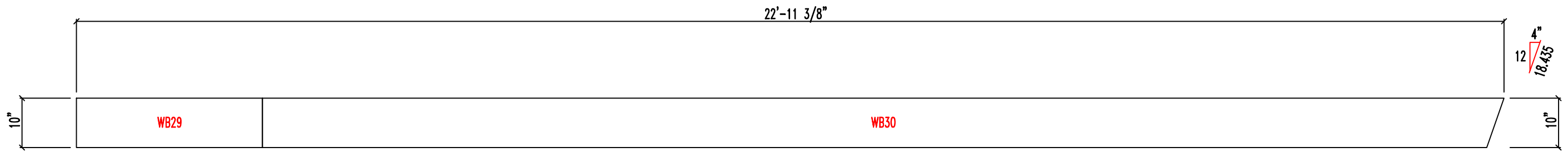


CUSTOMER		
JOB 3122M	CHECKED BY	DATE 1/21/21
QUANTITY 1	PART RF5-1	DRAWING RF5-1W



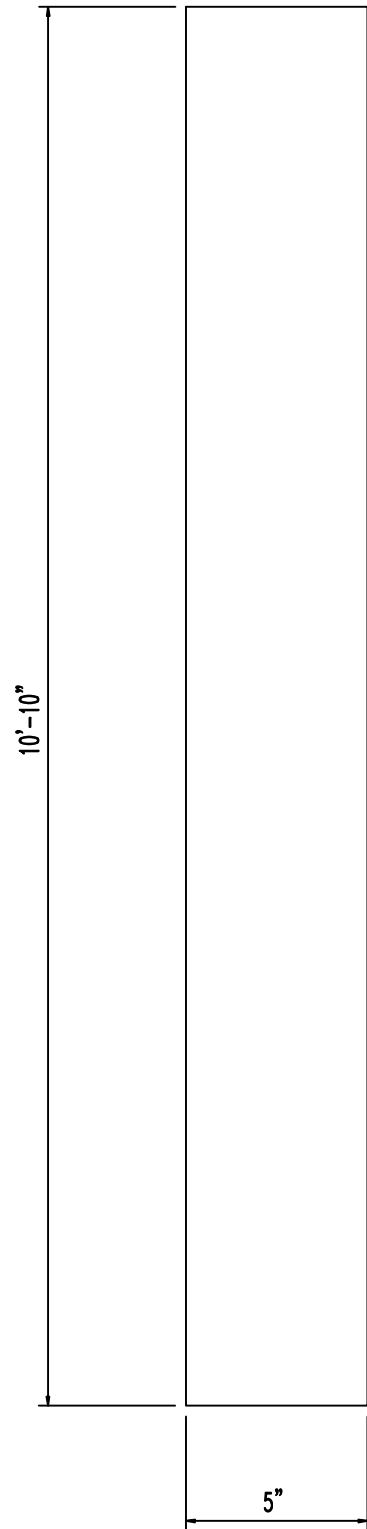
CUSTOMER		
JOB 3122M	CHECKED BY	DATE 1/21/21
QUANTITY 1	PART RF5-2	DRAWING RF5-2W



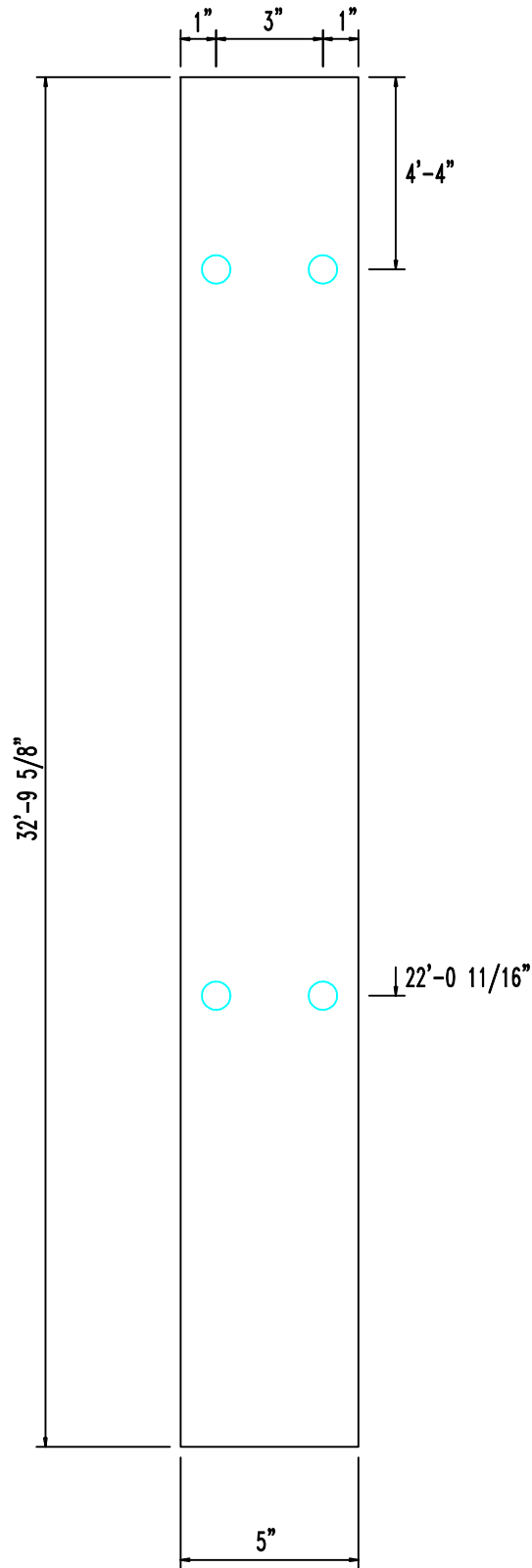


CUSTOMER		
JOB 3122M	CHECKED BY	DATE 1/21/21
QUANTITY 1	PART RF5-3	DRAWING RF5-3W


MARK : IF1  
QUANTITY : 2  
SIZE : 1/4" x 5" x 10'-10"



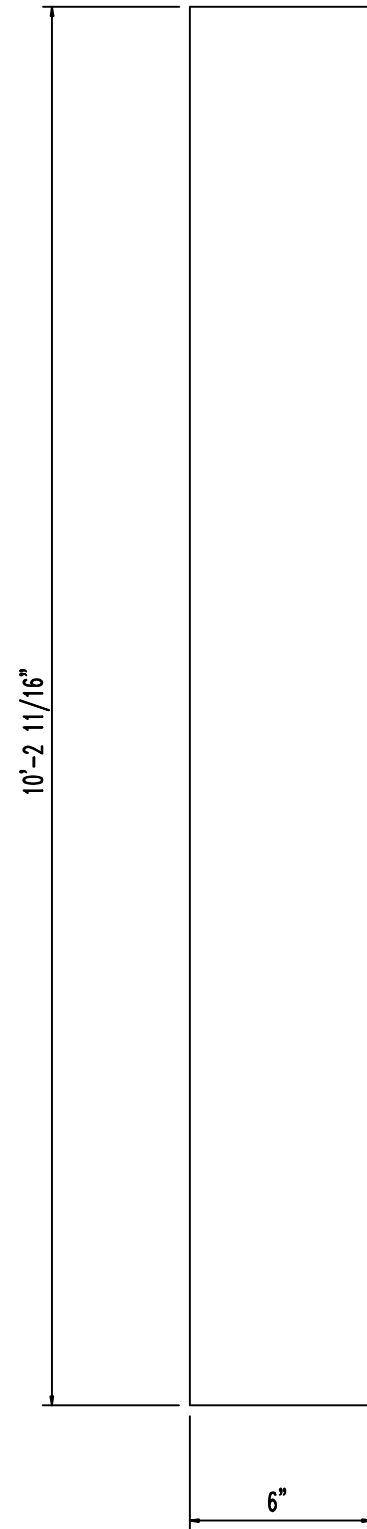
MARK : IF2  
QUANTITY : 2  
SIZE : 1/4" x 5" x 32'-9 5/8"  
HOLES : 9/16"



MARK : IF3  
QUANTITY : 1  
SIZE : 1/4" x 5" x 21'-2 13/16"



MARK : IF4  
QUANTITY : 3  
SIZE : 3/8" x 6" x 10'-2 11/16"



### RIGID FRAME FLANGE PLATES

CUSTOMER


JOB  
3122M

CHECKED BY

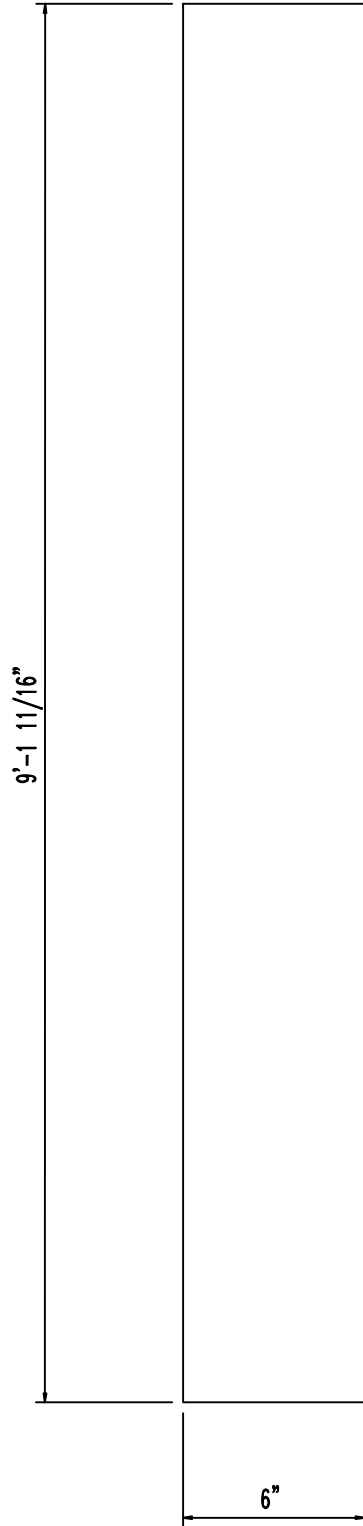
DATE  
1/21/21

DRAWING  
RF-F1

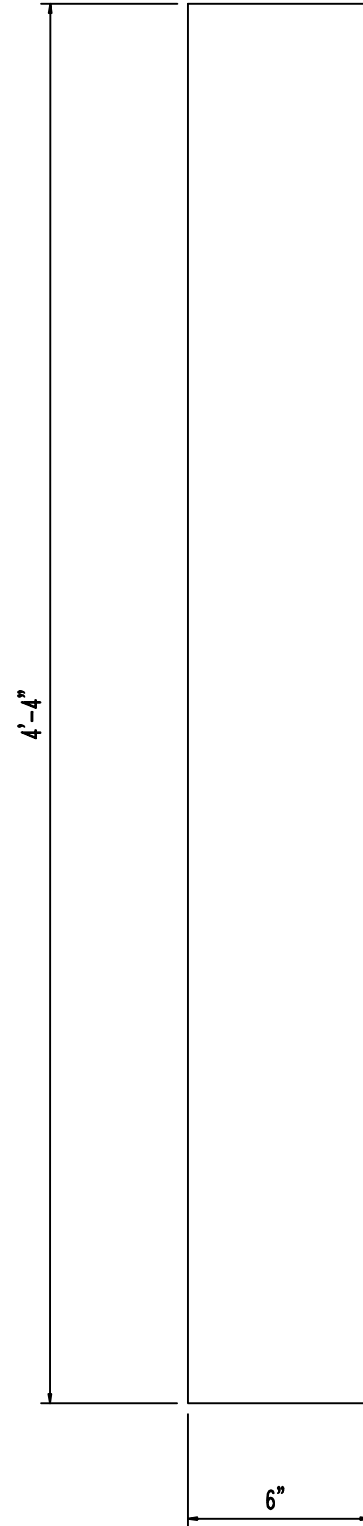
MARK : IF5  
QUANTITY : 3  
SIZE : 1/4" x 6" x 17'-3 7/8"



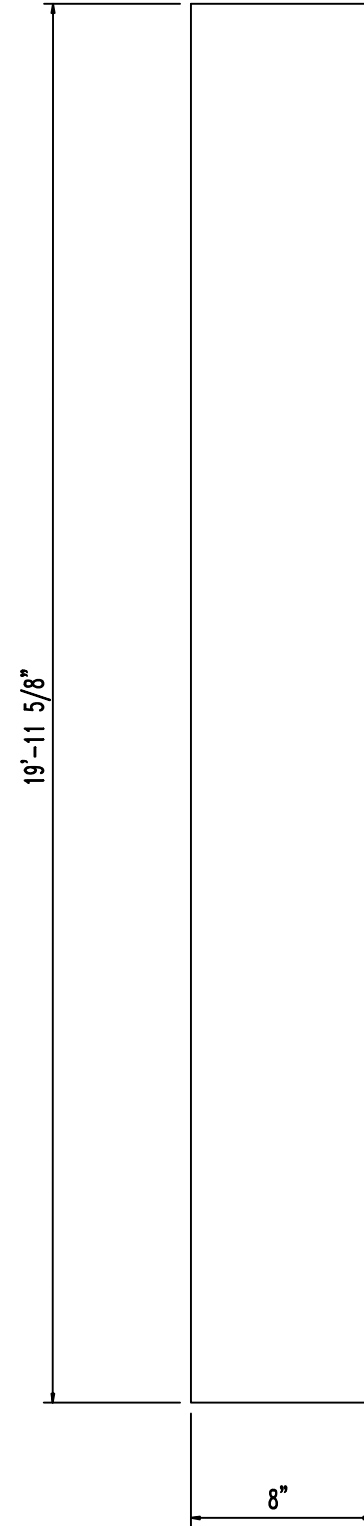
MARK : IF19  
QUANTITY : 3  
SIZE : 1/4" x 6" x 9'-1 11/16"



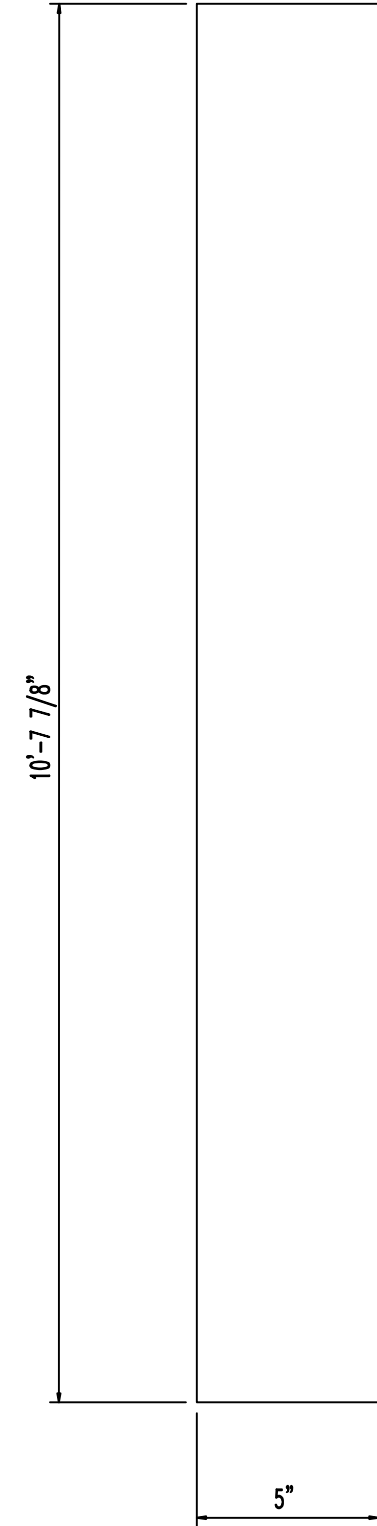
MARK : IF6  
QUANTITY : 3  
SIZE : 1/4" x 6" x 4'-4"



MARK : IF7  
QUANTITY : 3  
SIZE : 3/8" x 8" x 19'-11 5/8"



MARK : IF8  
QUANTITY : 2  
SIZE : 3/8" x 5" x 10'-7 7/8"



### RIGID FRAME FLANGE PLATES

CUSTOMER


JOB  
3122M

CHECKED BY

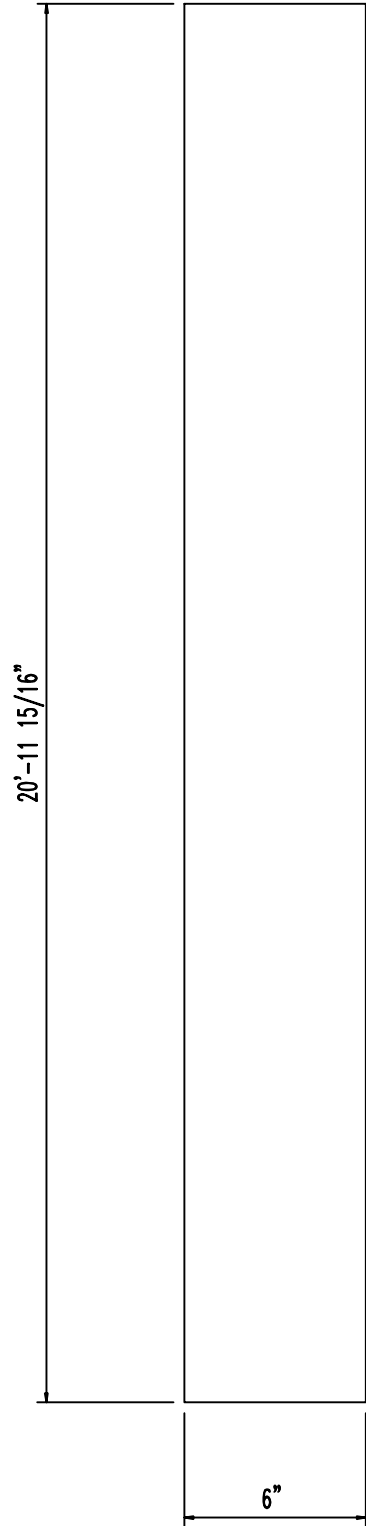
DATE  
1/21/21

DRAWING  
RF-F2

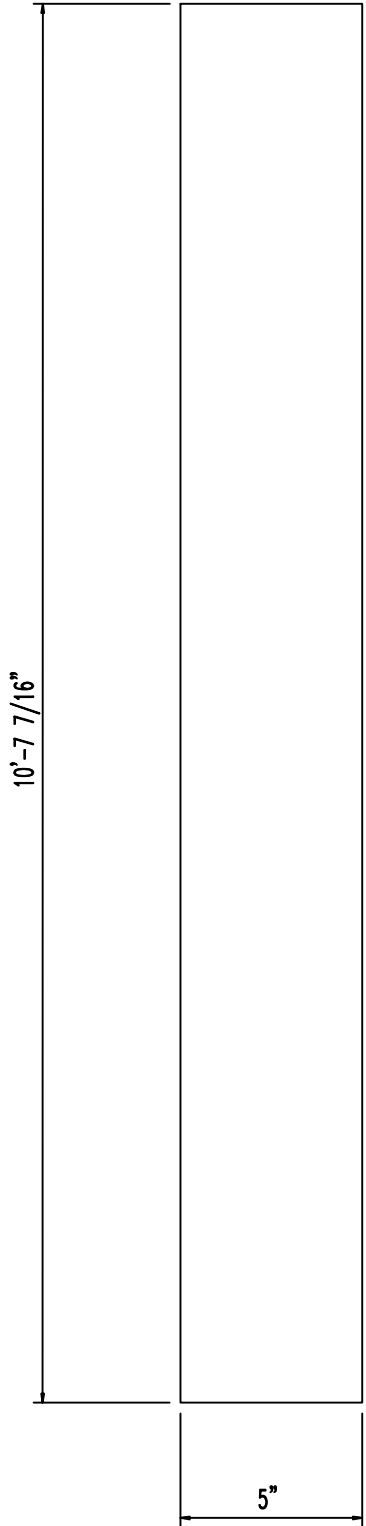
MARK : IF9  
QUANTITY : 2  
SIZE : 1/4" x 5" x 32'-7 3/8"




MARK : IF10  
QUANTITY : 2  
SIZE : 1/4" x 6" x 20'-11 15/16"



MARK : IF11  
QUANTITY : 1  
SIZE : 3/8" x 5" x 10'-7 7/16"



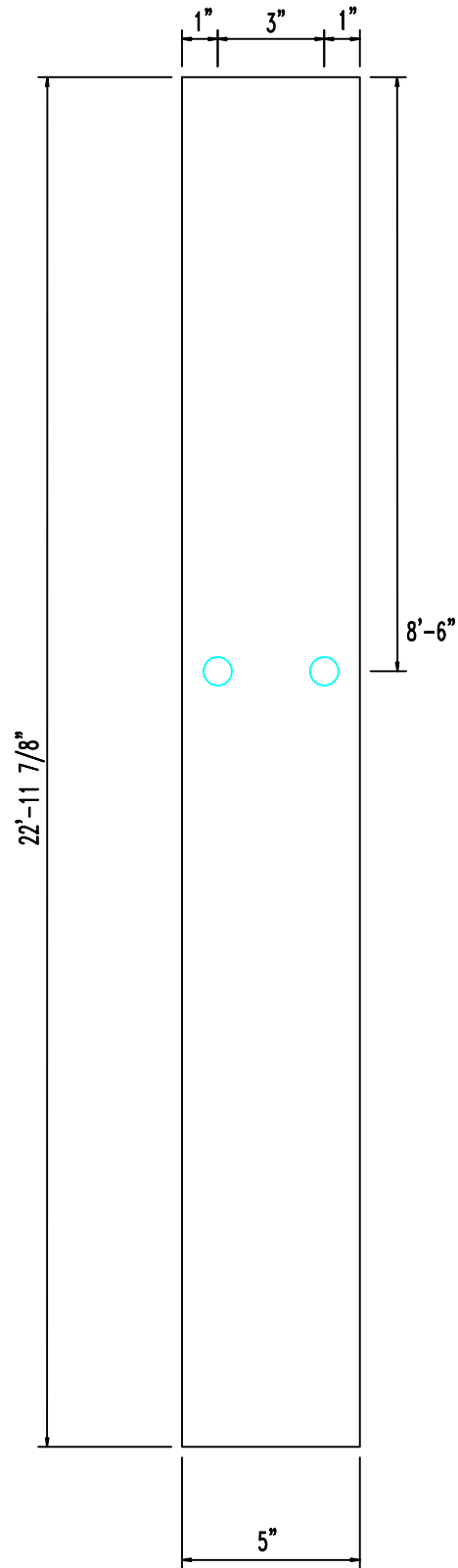
MARK : IF12  
QUANTITY : 1  
SIZE : 3/8" x 5" x 9'-5 11/16"  
HOLES : 9/16"



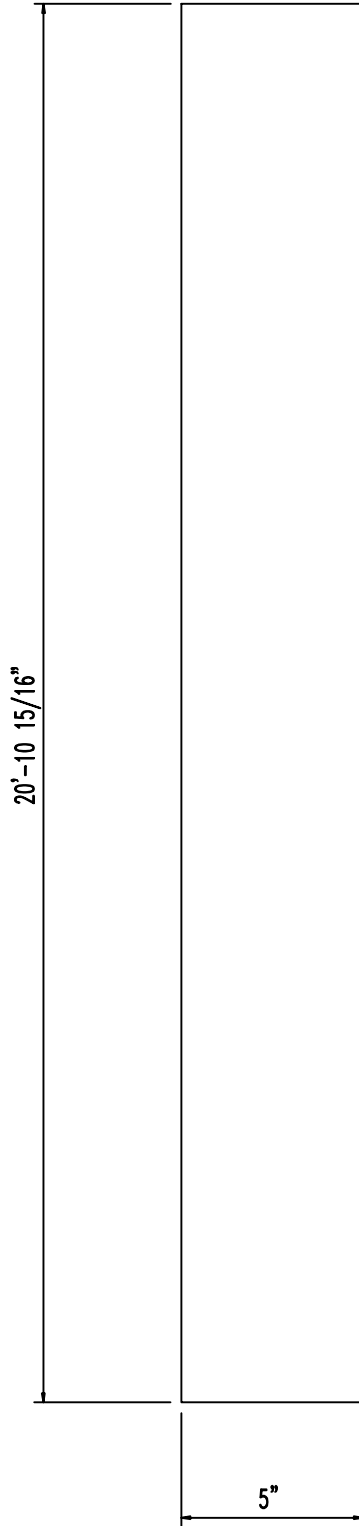
RIGID FRAME FLANGE PLATES

CUSTOMER			
JOB 3122M	CHECKED BY	DATE 1/21/21	DRAWING RF-F3


MARK : IF13  
 QUANTITY : 1  
 SIZE : 1/4" x 5" x 22'-11 7/8"  
 HOLES : 9/16"



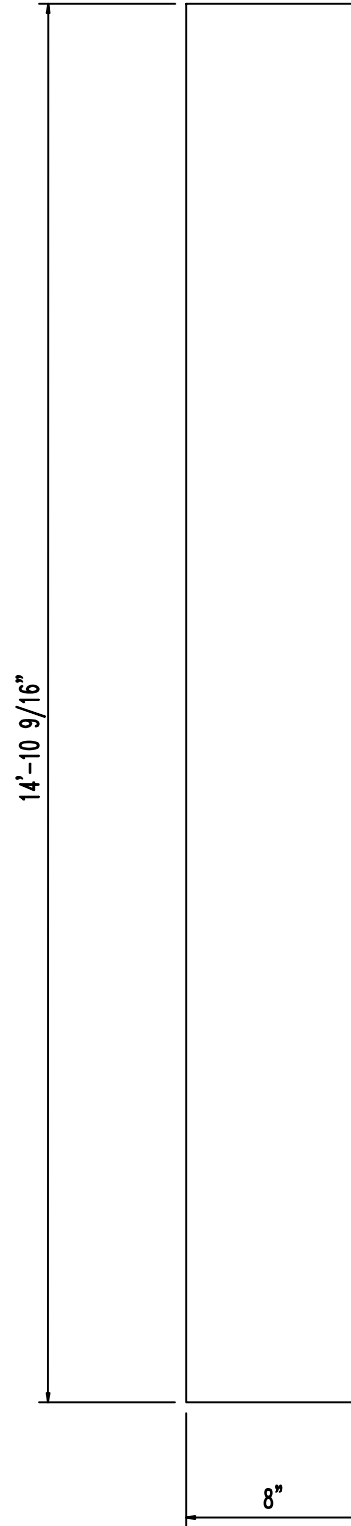
MARK : IF14  
 QUANTITY : 1  
 SIZE : 1/4" x 5" x 20'-10 15/16"



MARK : IF15  
 QUANTITY : 1  
 SIZE : 1/4" x 5" x 21'-2 13/16"



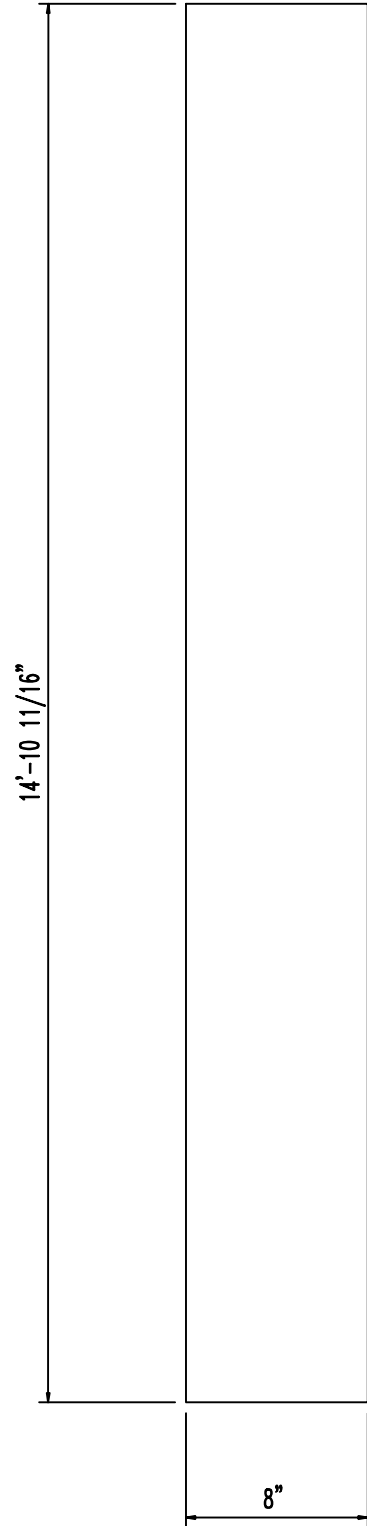
MARK : IF16  
 QUANTITY : 1  
 SIZE : 3/8" x 8" x 14'-10 9/16"



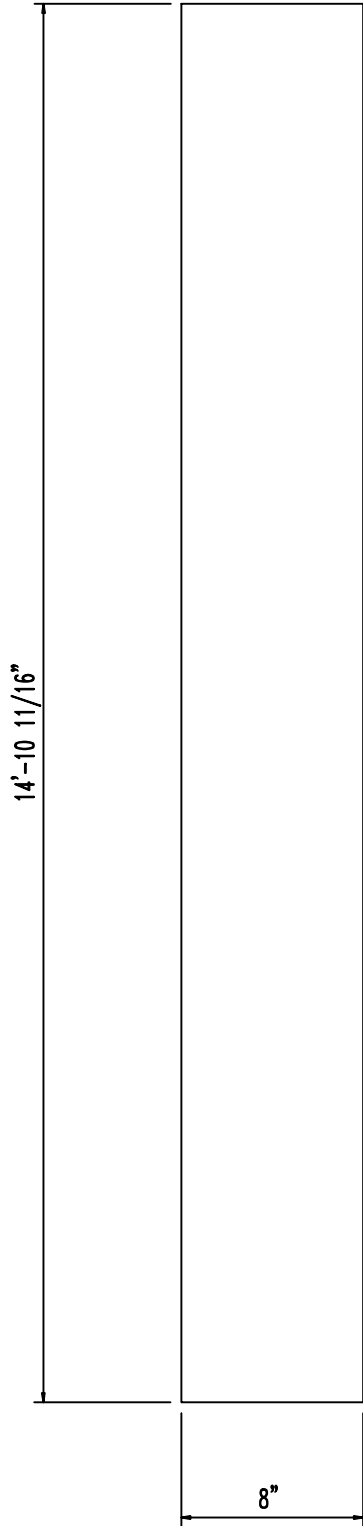
RIGID FRAME FLANGE PLATES

CUSTOMER			
JOB 3122M	CHECKED BY	DATE 1/21/21	DRAWING RF-F4

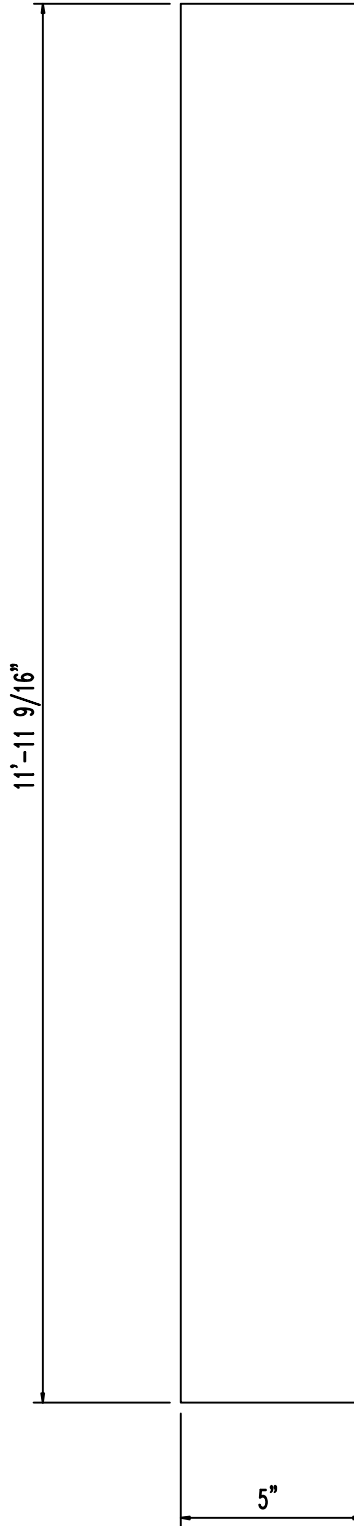
MARK : IF17  
 QUANTITY : 1  
 SIZE : 5/8" x 8" x 14'-10 11/16"



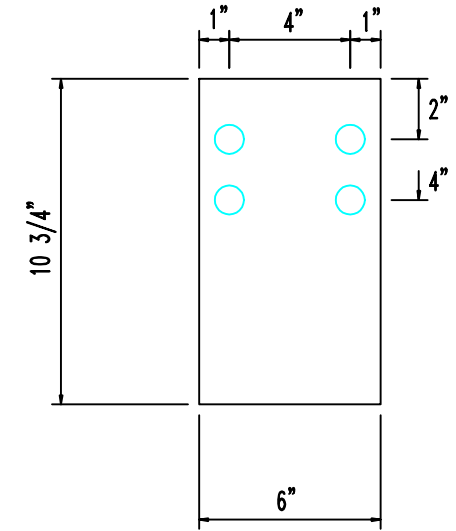
MARK : IF18  
 QUANTITY : 4  
 SIZE : 1/2" x 8" x 14'-10 11/16"



MARK : OF1  
 QUANTITY : 5  
 SIZE : 1/4" x 5" x 11'-11 9/16"




MARK : OF2  
 QUANTITY : 5  
 SIZE : 1/4" x 6" x 10 3/4"  
 HOLES : 9/16"



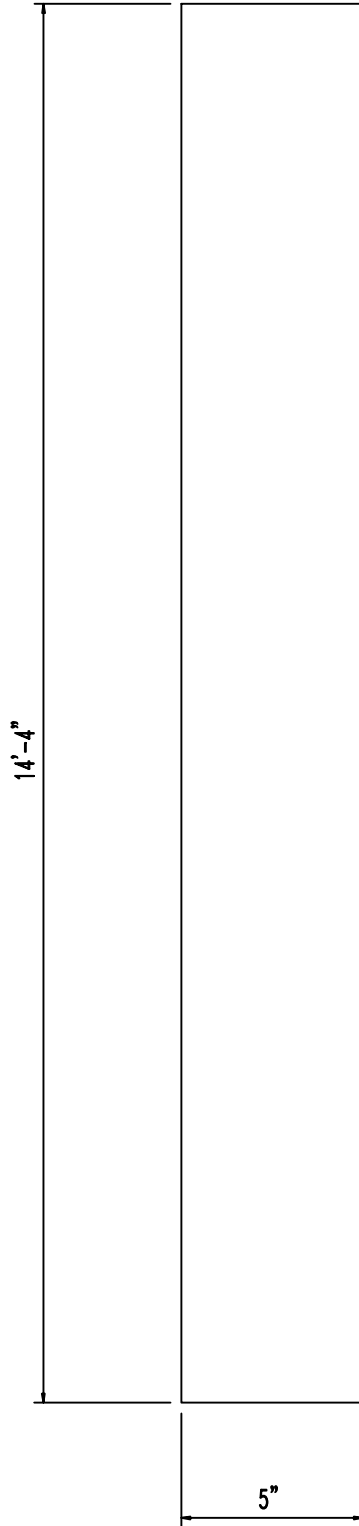
RIGID FRAME FLANGE PLATES

CUSTOMER			
JOB 3122M	CHECKED BY	DATE 1/21/21	DRAWING RF-F5


MARK : OF3  
QUANTITY : 2  
SIZE : 1/4" x 5" x 32'-9 5/8"



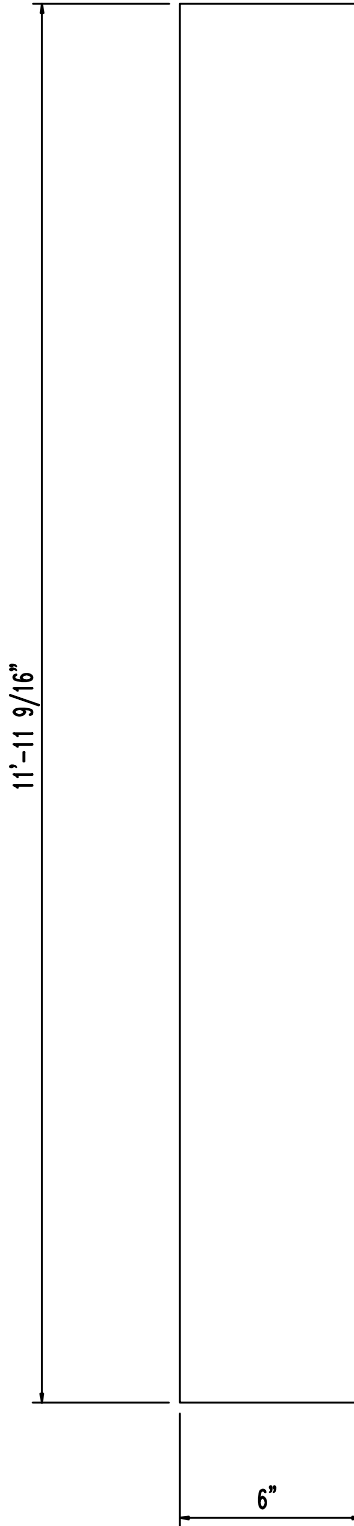
MARK : OF4  
QUANTITY : 1  
SIZE : 1/4" x 5" x 14'-4"



MARK : OF5  
QUANTITY : 1  
SIZE : 1/4" x 5" x 6'-1 7/8"



MARK : OF6  
QUANTITY : 3  
SIZE : 1/4" x 6" x 11'-11 9/16"



### RIGID FRAME FLANGE PLATES

CUSTOMER

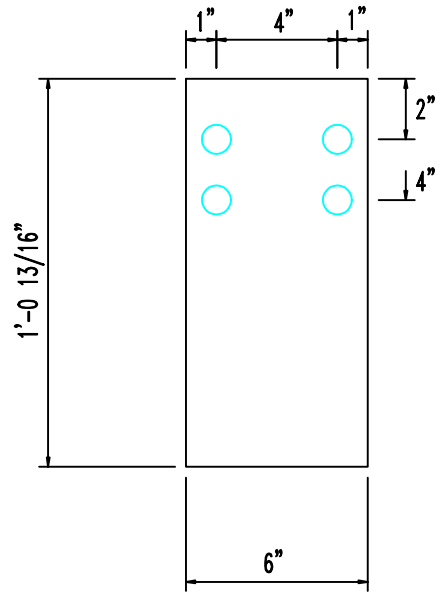
JOB  
3122M

CHECKED BY

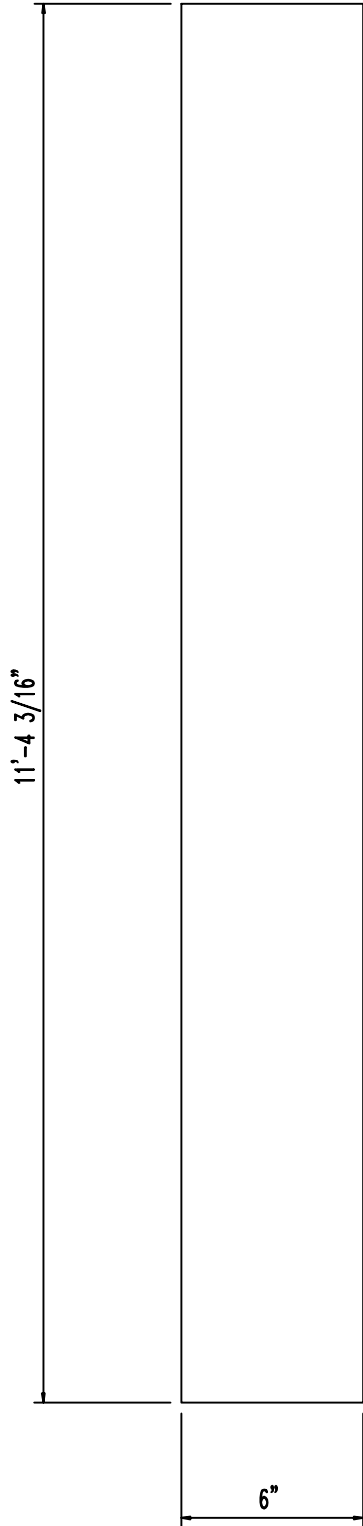
DATE  
1/21/21

DRAWING  
RF-F6


MARK : OF7  
 QUANTITY : 4  
 SIZE : 1/4" x 6" x 1'-0 13/16"  
 HOLES : 9/16"



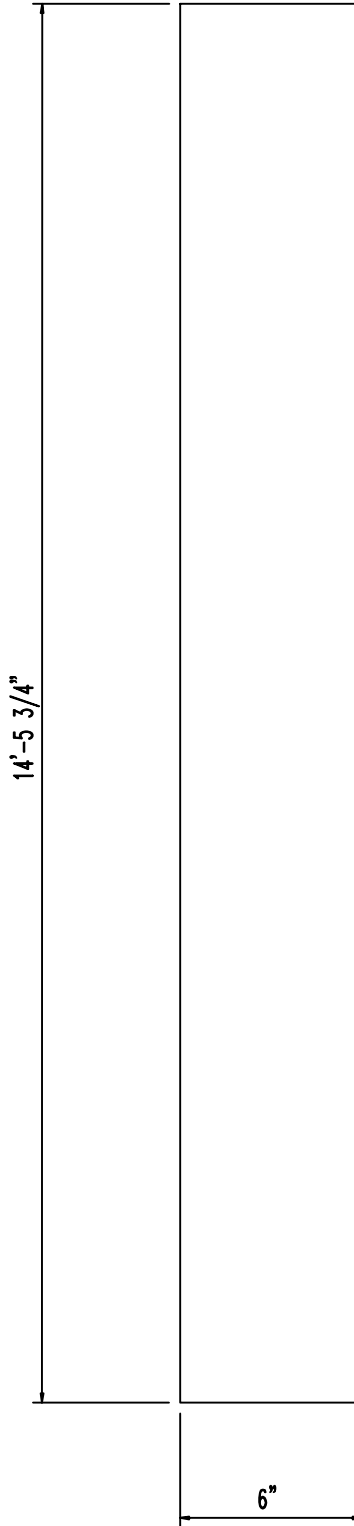
MARK : OF8  
 QUANTITY : 3  
 SIZE : 1/4" x 6" x 11'-4 3/16"



MARK : OF9  
 QUANTITY : 3  
 SIZE : 3/8" x 6" x 6'-0"



MARK : OF10  
 QUANTITY : 3  
 SIZE : 1/4" x 6" x 14'-5 3/4"



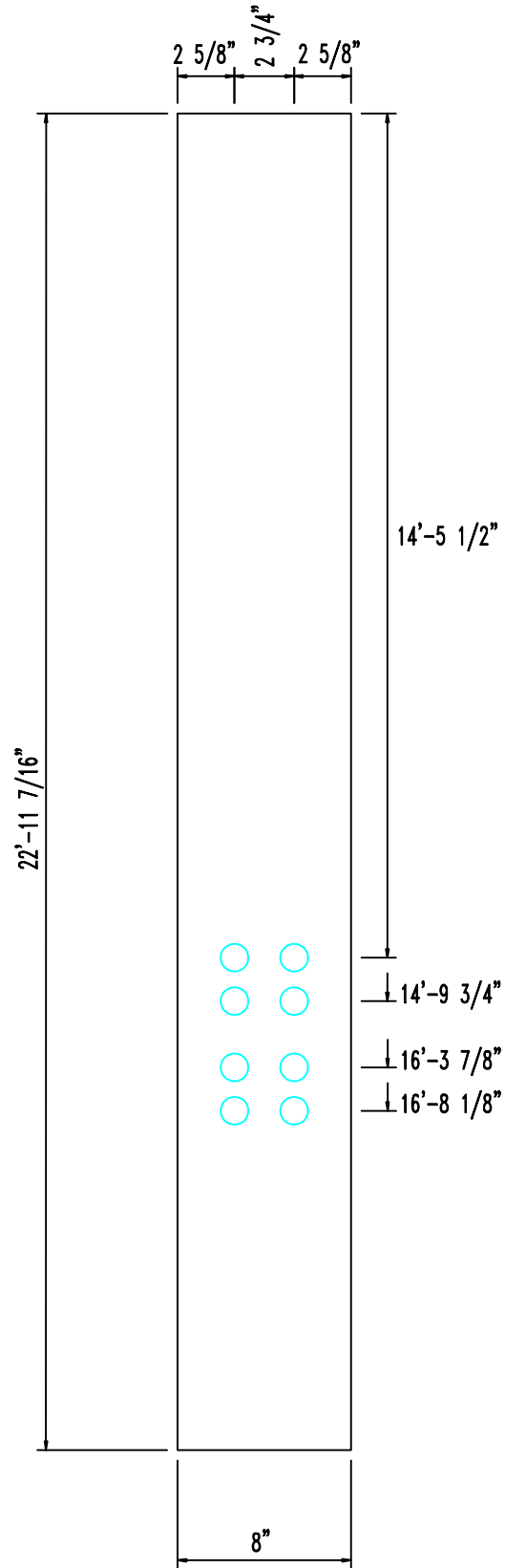
RIGID FRAME FLANGE PLATES

CUSTOMER

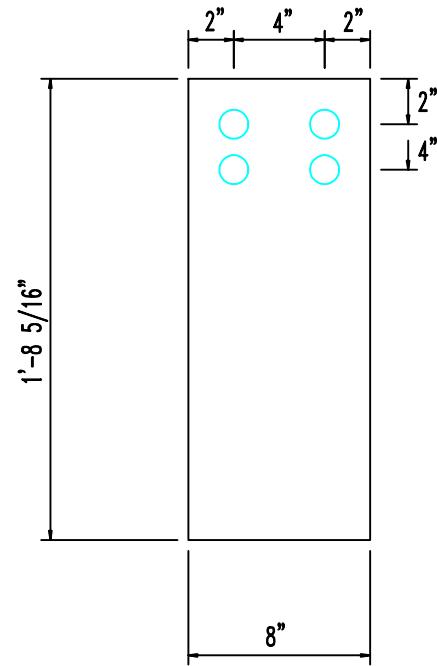
JOB 3122M	CHECKED BY	DATE 1/21/21	DRAWING RF-F7
--------------	------------	-----------------	------------------




MARK : OF11  
 QUANTITY : 3  
 SIZE : 3/8" x 8" x 22'-11 7/16"  
 HOLES : 13/16"



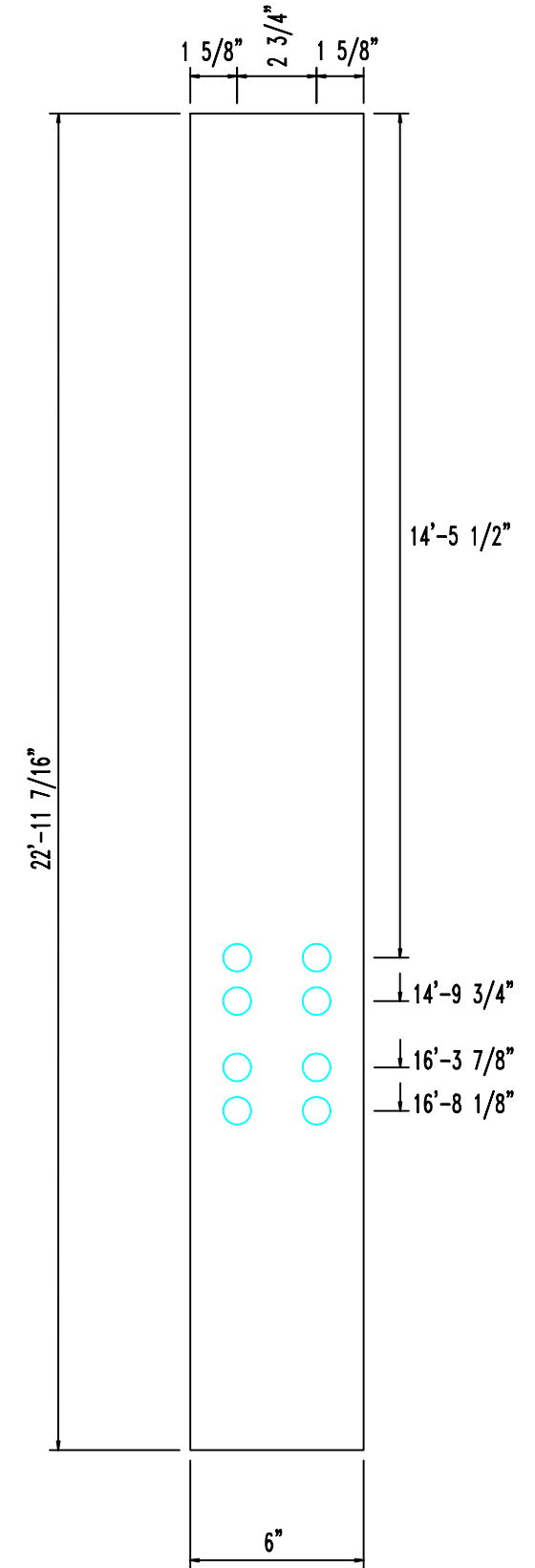
MARK : OF12  
 QUANTITY : 3  
 SIZE : 3/8" x 8" x 1'-8 5/16"  
 HOLES : 9/16"



MARK : OF13  
 QUANTITY : 2  
 SIZE : 1/4" x 5" x 32'-7 3/8"



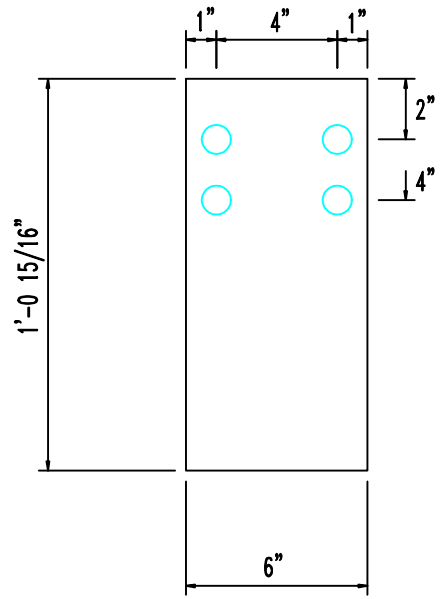
MARK : OF14  
 QUANTITY : 2  
 SIZE : 3/8" x 6" x 22'-11 7/16"  
 HOLES : 13/16"



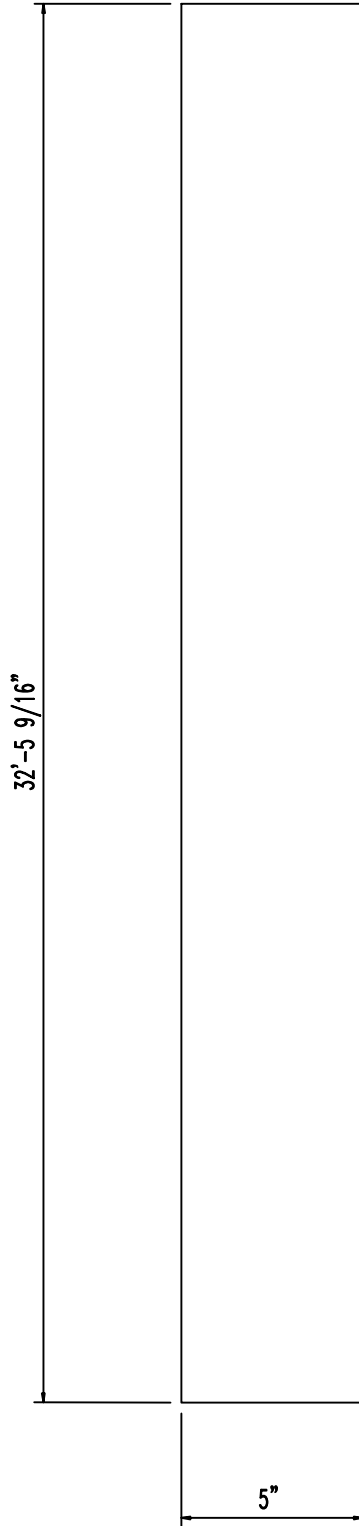
RIGID FRAME FLANGE PLATES

CUSTOMER			
JOB 3122M	CHECKED BY	DATE 1/21/21	DRAWING RF-F8


MARK : OF15  
 QUANTITY : 2  
 SIZE : 3/8" x 6" x 1'-0 15/16"  
 HOLES : 9/16"



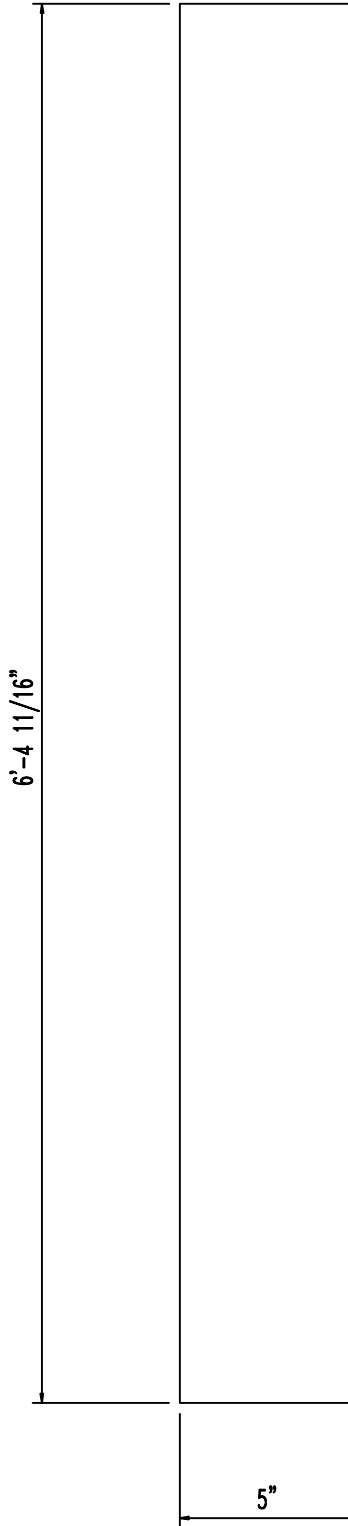
MARK : OF16  
 QUANTITY : 1  
 SIZE : 1/4" x 5" x 32'-5 9/16"



MARK : OF17  
 QUANTITY : 1  
 SIZE : 1/4" x 5" x 15'-9 3/4"



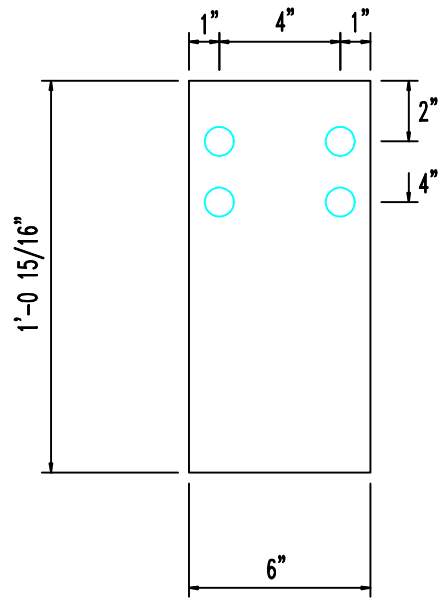
MARK : OF18  
 QUANTITY : 1  
 SIZE : 1/4" x 5" x 6'-4 11/16"



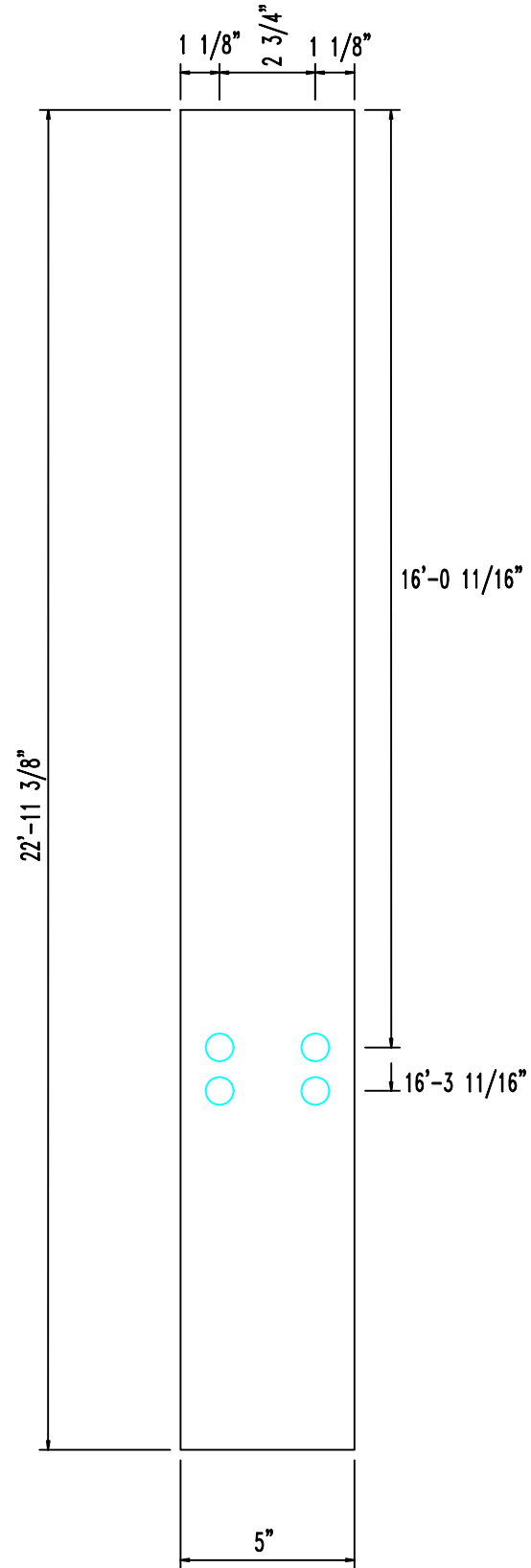
RIGID FRAME FLANGE PLATES

CUSTOMER			
JOB 3122M	CHECKED BY	DATE 1/21/21	DRAWING RF-F9

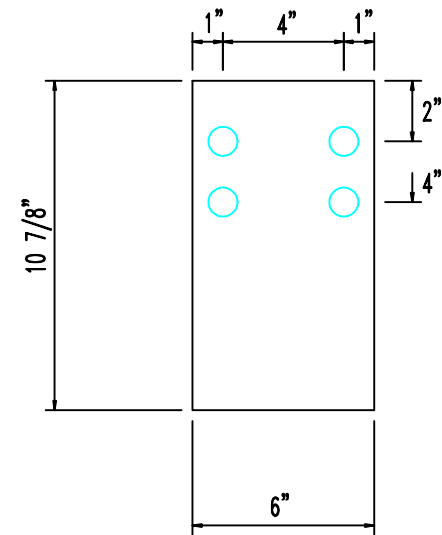
MARK : OF19  
 QUANTITY : 1  
 SIZE : 1/4" x 6" x 1'-0 15/16"  
 HOLES : 9/16"



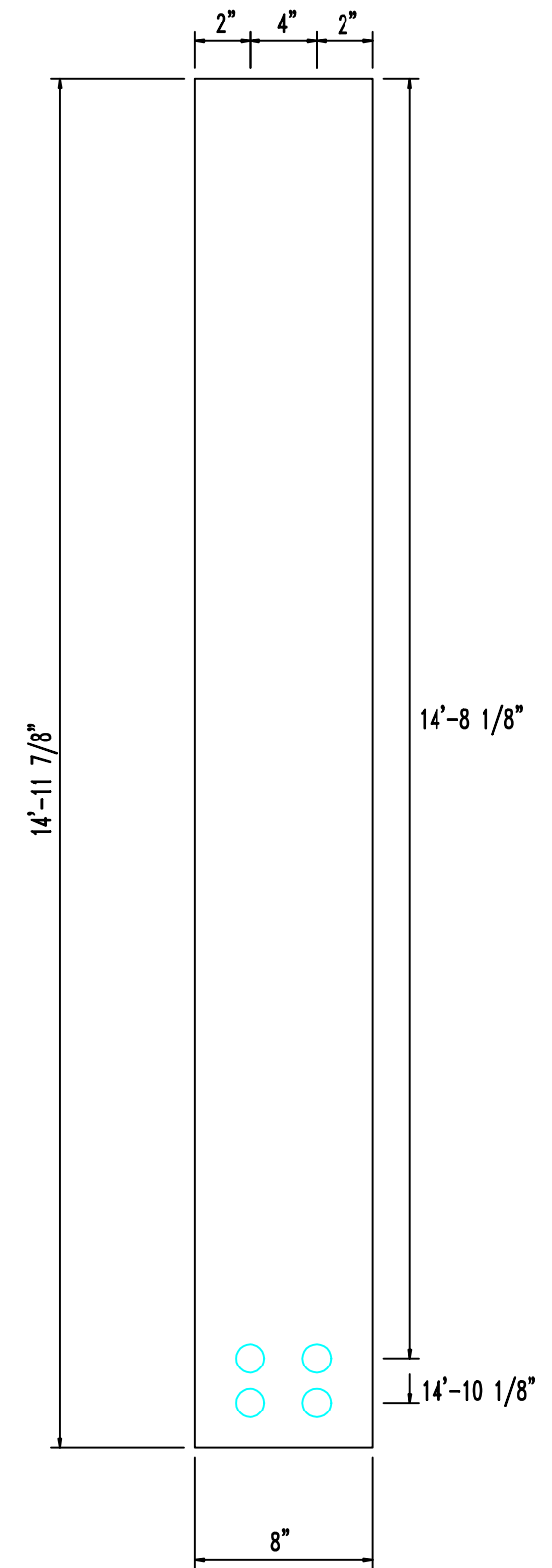
MARK : OF20  
 QUANTITY : 1  
 SIZE : 1/2" x 5" x 22'-11 3/8"  
 HOLES : 13/16"



MARK : OF21  
 QUANTITY : 1  
 SIZE : 1/2" x 6" x 10 7/8"  
 HOLES : 9/16"



MARK : OF22  
 QUANTITY : 1  
 SIZE : 1/4" x 8" x 14'-11 7/8"  
 HOLES : 9/16"

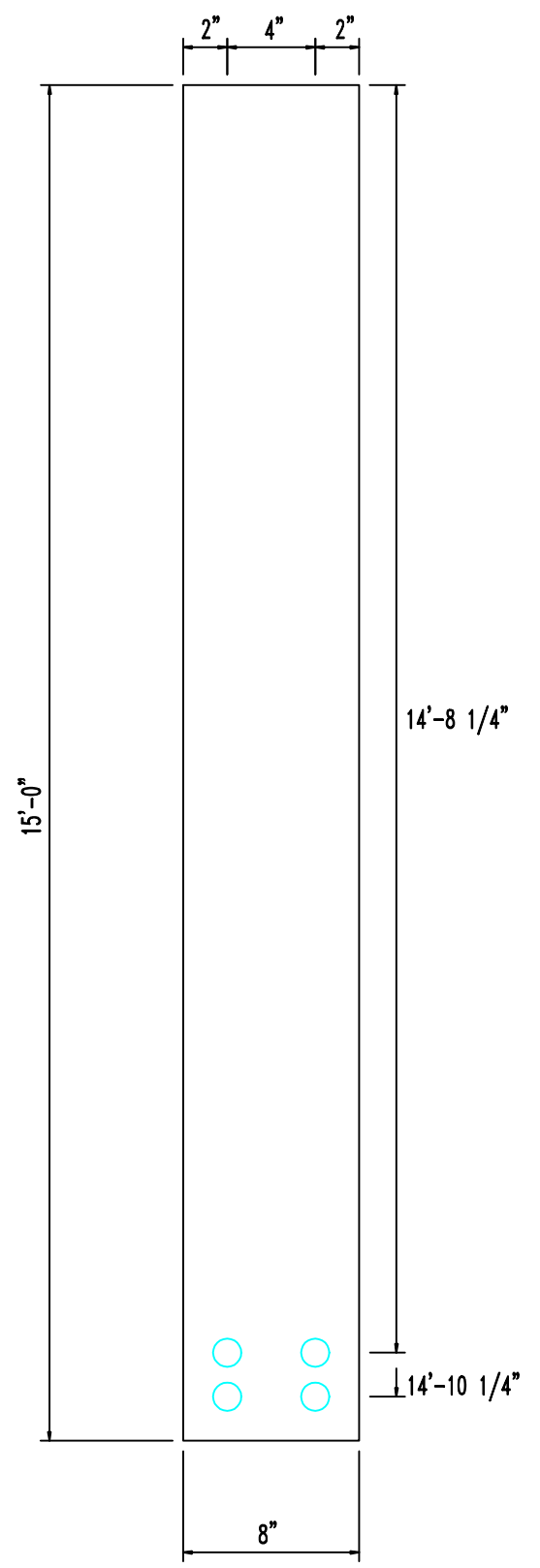


RIGID FRAME FLANGE PLATES

CUSTOMER

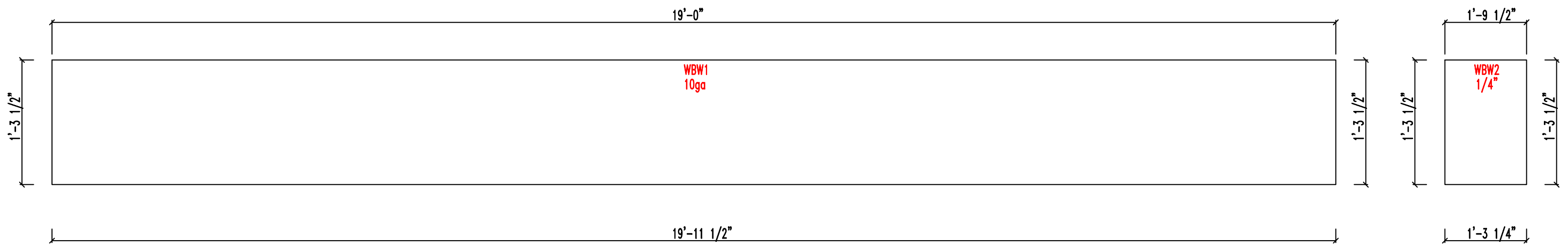
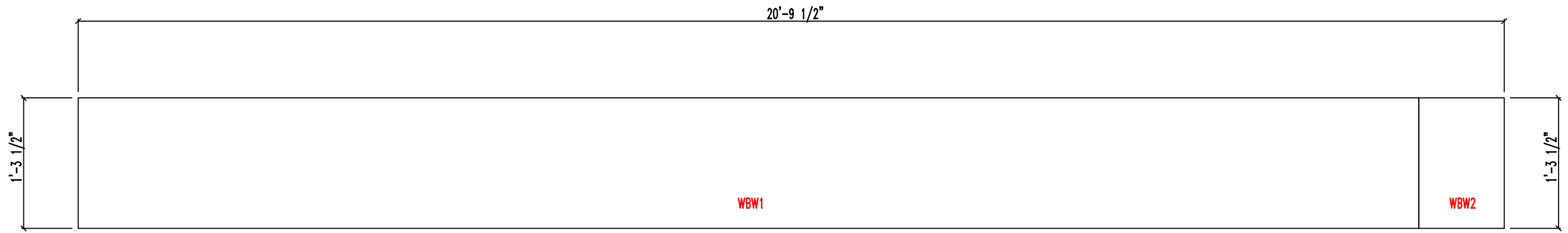
JOB 3122M	CHECKED BY	DATE 1/21/21	DRAWING RF-F10
--------------	------------	-----------------	-------------------

MARK : OF23  
QUANTITY : 5  
SIZE : 1/4" x 8" x 15'-0"  
HOLES : 9/16"

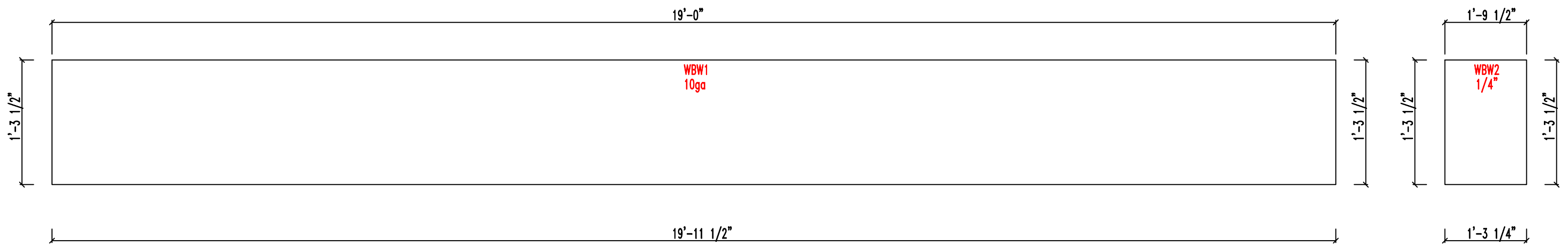
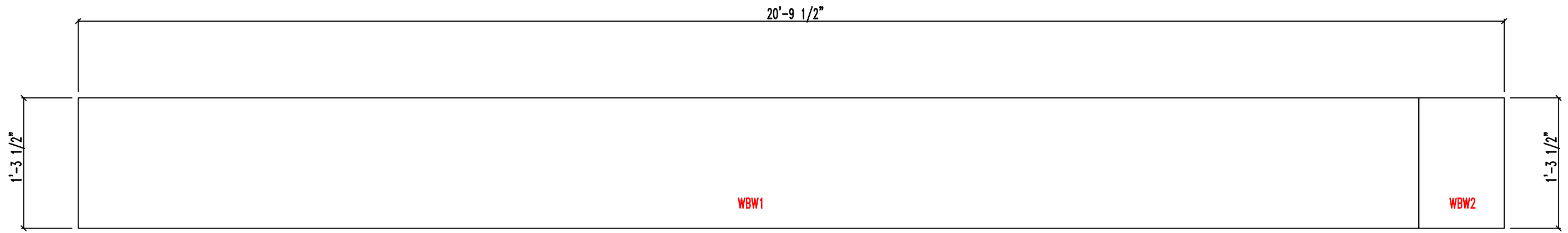


### RIGID FRAME FLANGE PLATES

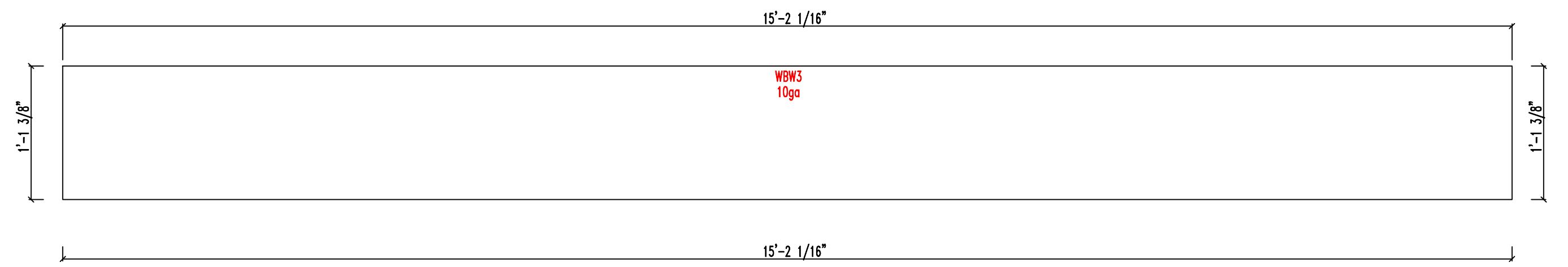
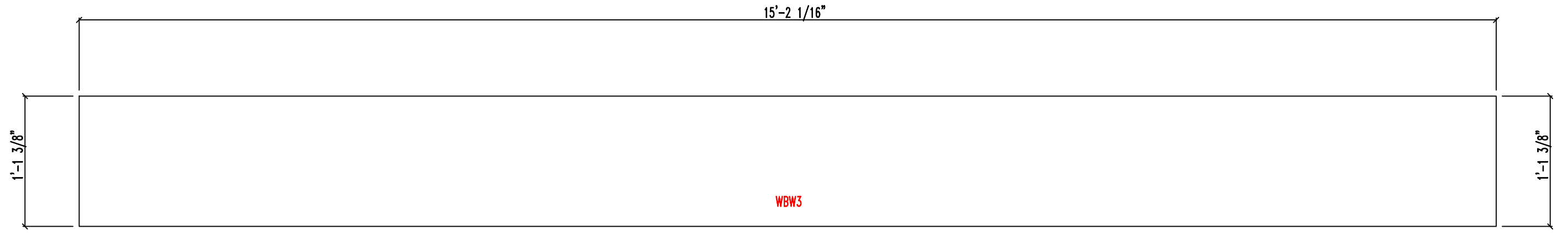
CUSTOMER			
JOB	CHECKED BY	DATE	DRAWING
3122M		1/21/21	RF-F11



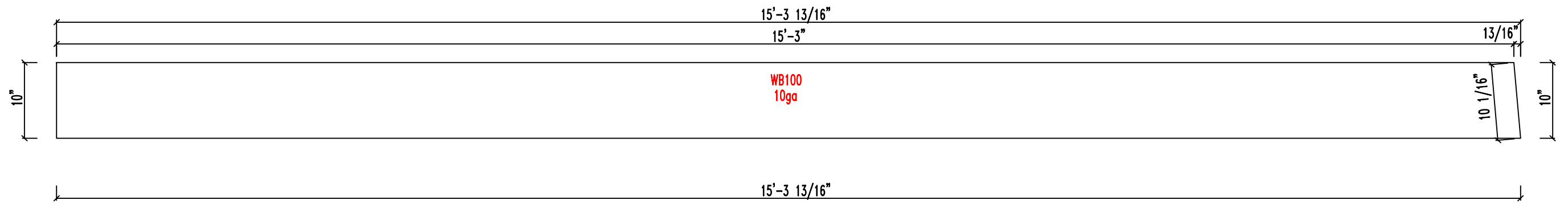
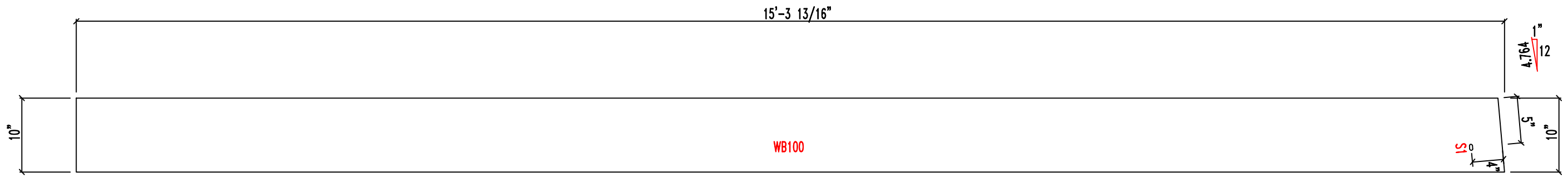
CUSTOMER		
JOB 3122M	CHECKED BY	DATE 1/21/21
QUANTITY 1	PART WF-1	DRAWING WF-1W



CUSTOMER		
JOB 3122M	CHECKED BY	DATE 1/21/21
QUANTITY 1	PART WF-2	DRAWING WF-2W



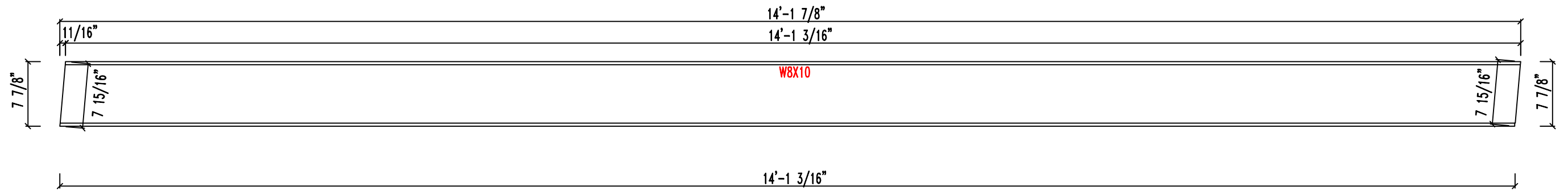
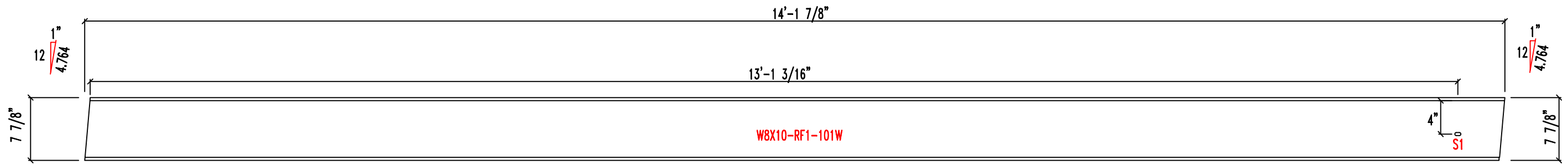
CUSTOMER		
JOB 3122M	CHECKED BY	DATE 1/21/21
QUANTITY 1	PART WF-3	DRAWING WF-3W



SLOT TABLE	
ID	SIZE
S1	$13/16" \times 2"$

CUSTOMER		
JOB 3122LT1	CHECKED BY	DATE 1/21/21
QUANTITY 2	PART RF1-100/RF1-102	DRAWING RF1-100W







SLOT TABLE	
ID	SIZE
S1	13/16"x2"

CUSTOMER		
JOB 3122LT1	CHECKED BY	DATE 1/21/21
QUANTITY 2	PART RF1-101	DRAWING RF1-101W

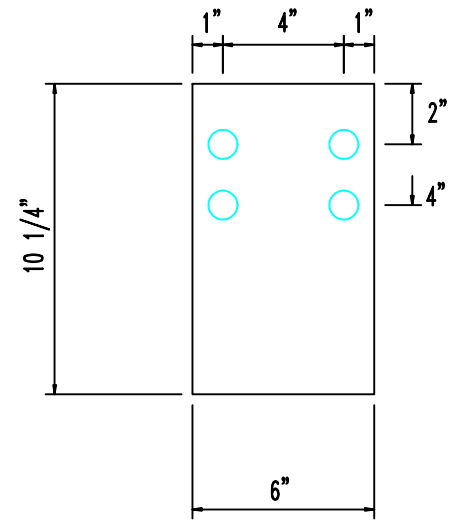
MARK : IF100  
QUANTITY : 2  
SIZE : 1/4" x 5" x 14'-7 11/16"



MARK : OF100  
QUANTITY : 2  
SIZE : 1/4" x 5" x 15'-3"

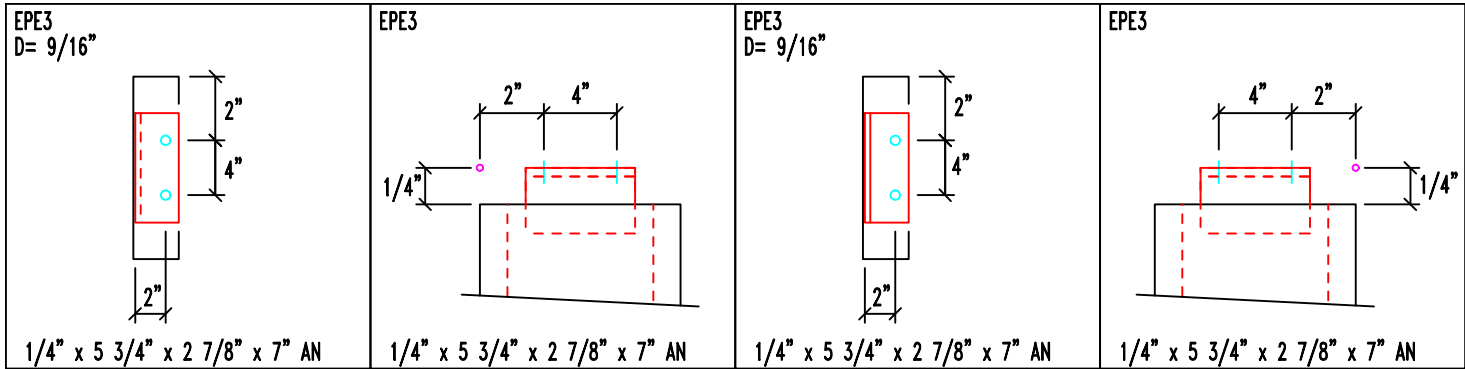


MARK : OF101  
QUANTITY : 2  
SIZE : 1/4" x 6" x 10 1/4"  
HOLES : 9/16"



RIGID FRAME FLANGE PLATES


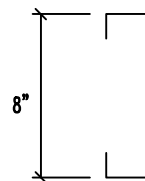
CUSTOMER			
JOB 3122LT1	CHECKED BY	DATE 1/21/21	DRAWING RF-F100



D=DIAMETER  
G=GAGE

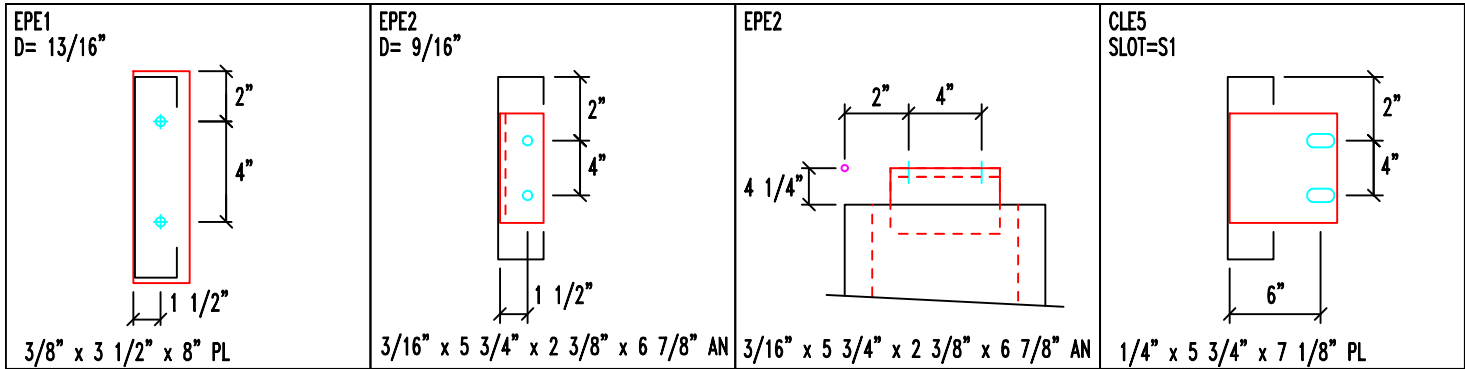
View for  
Sections

FAB LEN = 11'-0"  
CUT LEN = 10'-11 1/2"

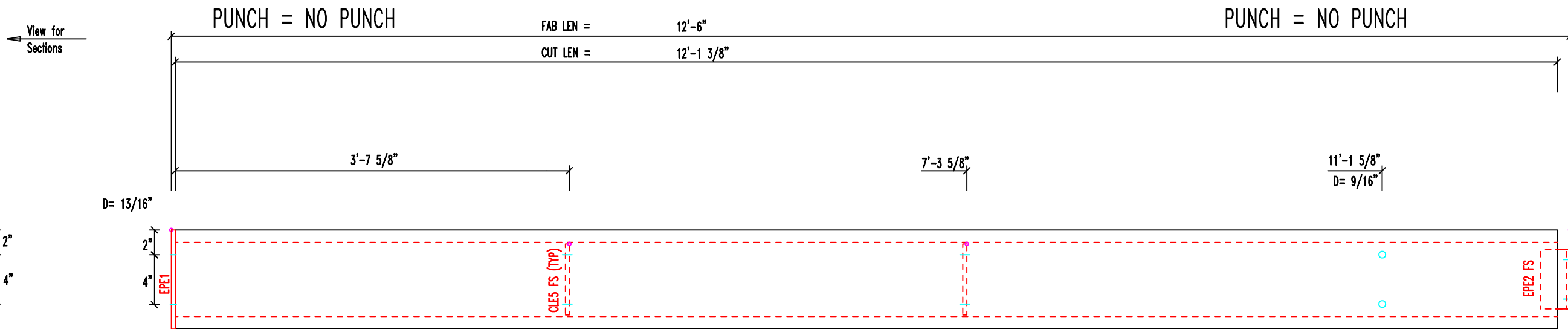


MARK	QNT	DESCRIPTION	Unit Wt	Total Wt
8X35C16	6	8X35C16 x 10'-11 1/2"	35.0	209.8
EPE3	12	1/4" x 5 3/4" x 2 7/8" x 7" AN	8.1	48.4
		Weight Sum ..	43.0	258.1

C Size: 8.0x3.5			Gage: 16	Length: 11'-0"	Job: 3122M	Date: 1/21/21
Part: 8X35C16		Finish: Red Oxide		Qnt: 6	Mark: DH-1	



D=DIAMETER  
G=GAGE

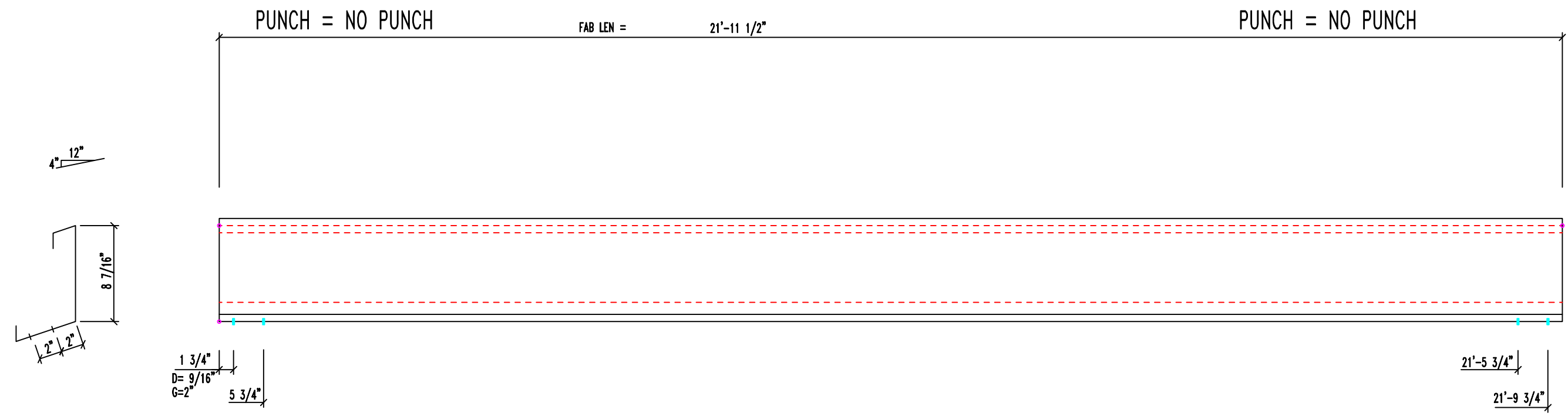


MARK	QNT	DESCRIPTION	Unit Wt	Total Wt
8X35C16	12	8X35C16 x 12'-1 3/8"	39.4	473.3
EPE1	12	3/8" x 3 1/2" x 8" PL	3.0	35.8
EPE2	12	3/16" x 5 3/4" x 2 3/8" x 6 7/8" AN	2.8	34.0
CLE5	24	1/4" x 5 3/4" x 7 1/8" PL	5.8	69.4
		Weight Sum ..	51.0	612.4

SLOT TABLE	
ID	SIZE
S1	9/16"x1"

C Size: 8.0x3.5			Gage: 16	Length: 12'-6"	Qnt: 12	Job: 3122M	Date: 1/21/21
Part: 8X35C16		Finish: Red Oxide				Mark: DJ-1	

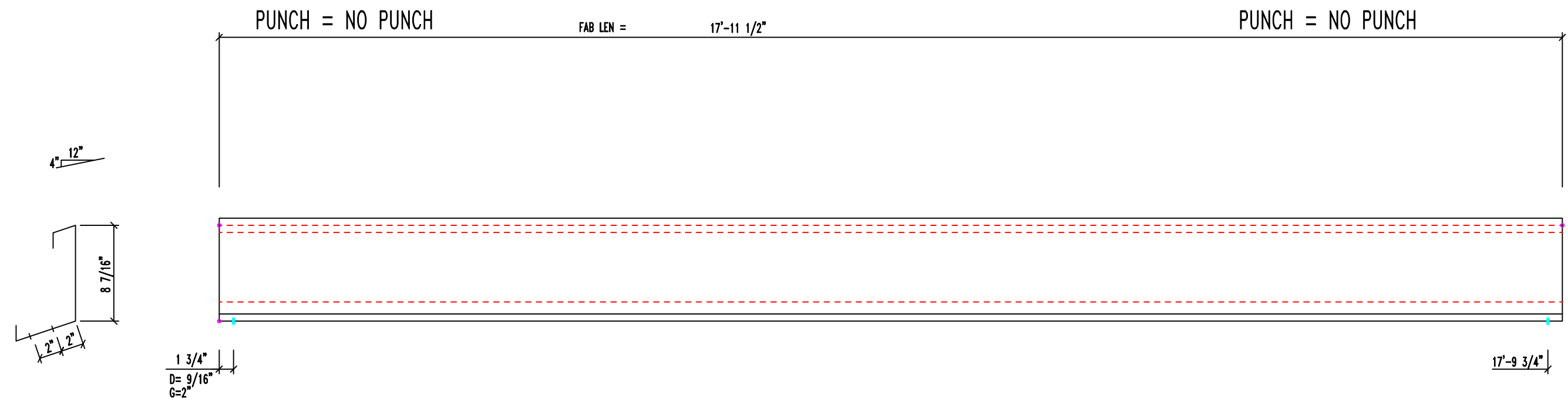
D=DIAMETER  
G=GAGE



MARK	QNT	DESCRIPTION	Unit Wt	Total Wt
E085344H	1	E085344H x 21'-11 1/2"	94.4	94.4
		Weight Sum ..	94.4	94.4

E Size: 8.4x2.1			Gage: 14	Length: 21'-11 1/2"	Job: 3122M	Date: 1/21/21
Part: E085344H		Finish: Red Oxide		Qnt: 1	Mark: E-1	

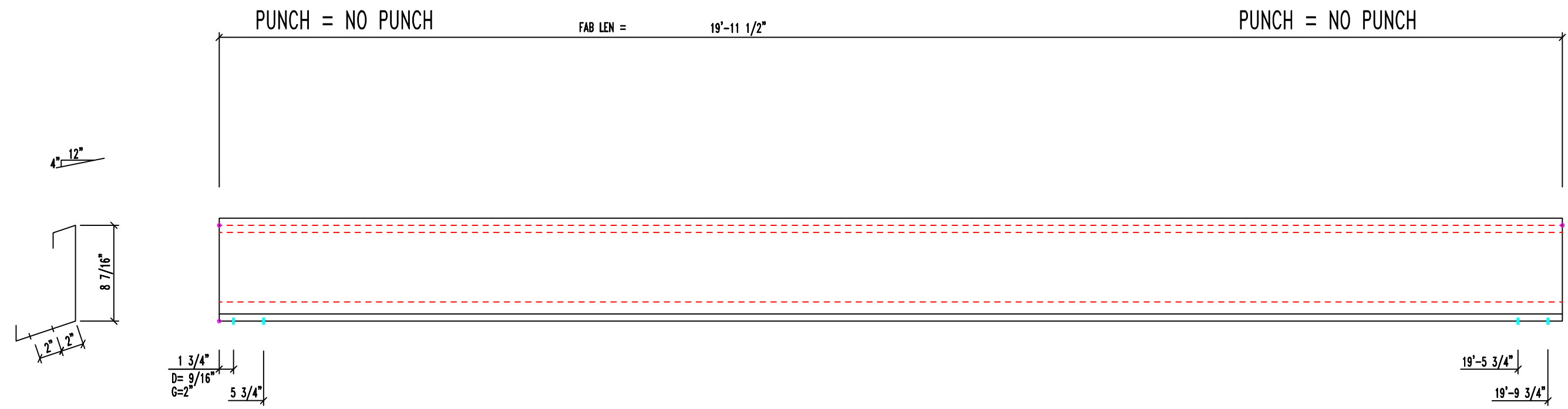
D=DIAMETER  
G=GAGE



MARK	QNT	DESCRIPTION	Unit Wt	Total Wt
E085344H	5	E085344H x 17'-11 1/2"	77.2	386.1
		Weight Sum ..	77.2	386.1

E Size: 8.4x2.1			Gage: 14	Length: 17'-11 1/2"	Job: 3122M	Date: 1/21/21
Part: E085344H		Finish: Red Oxide		Qnt: 5	Mark: E-2	

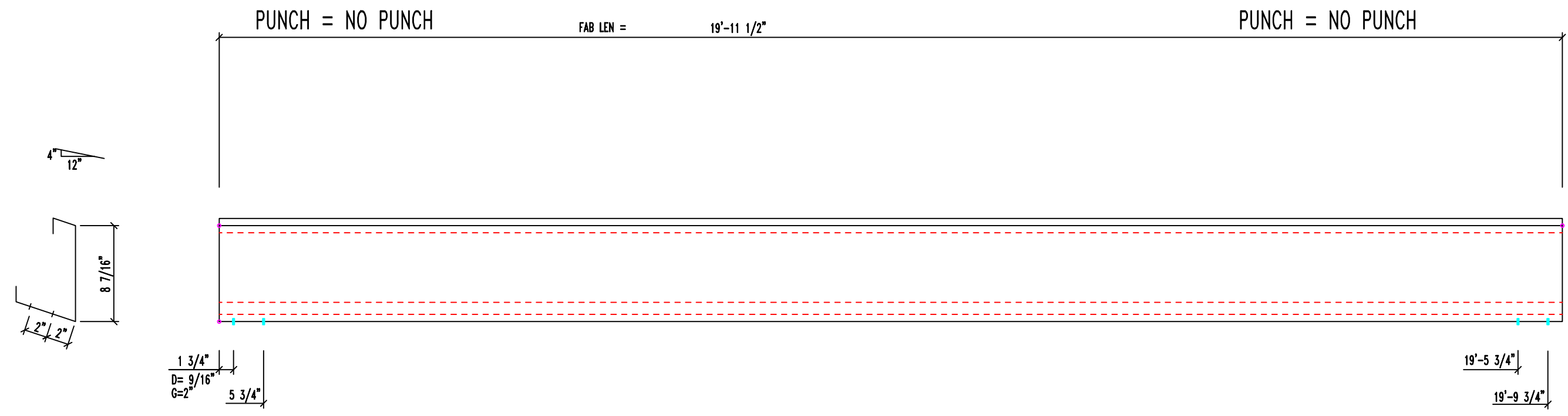
D=DIAMETER  
G=GAGE



MARK	QNT	DESCRIPTION	Unit Wt	Total Wt
E085344H	1	E085344H x 19'-11 1/2"	85.8	85.8
		Weight Sum ..	85.8	85.8

E Size: 8.4x2.1			Gage: 14	Length: 19'-11 1/2"	Job: 3122M	Date: 1/21/21
Part: E085344H		Finish: Red Oxide		Qty: 1	Mark: E-3	

D=DIAMETER  
G=GAGE

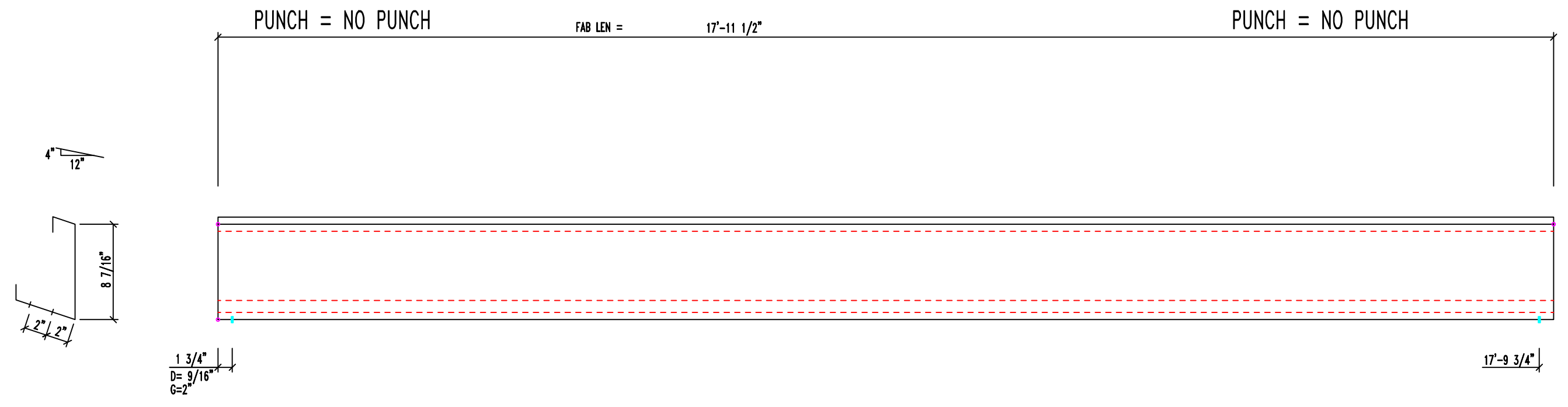


MARK	QNT	DESCRIPTION	Unit Wt	Total Wt
E085344L	1	E085344L x 19'-11 1/2"	85.8	85.8
		Weight Sum ..	85.8	85.8

E Size: 8.4x2.1			Gage: 14	Length: 19'-11 1/2"	Job: 3122M	Qnt: 1	Date: 1/21/21
Part: E085344L		Finish: Red Oxide					Mark: E-4



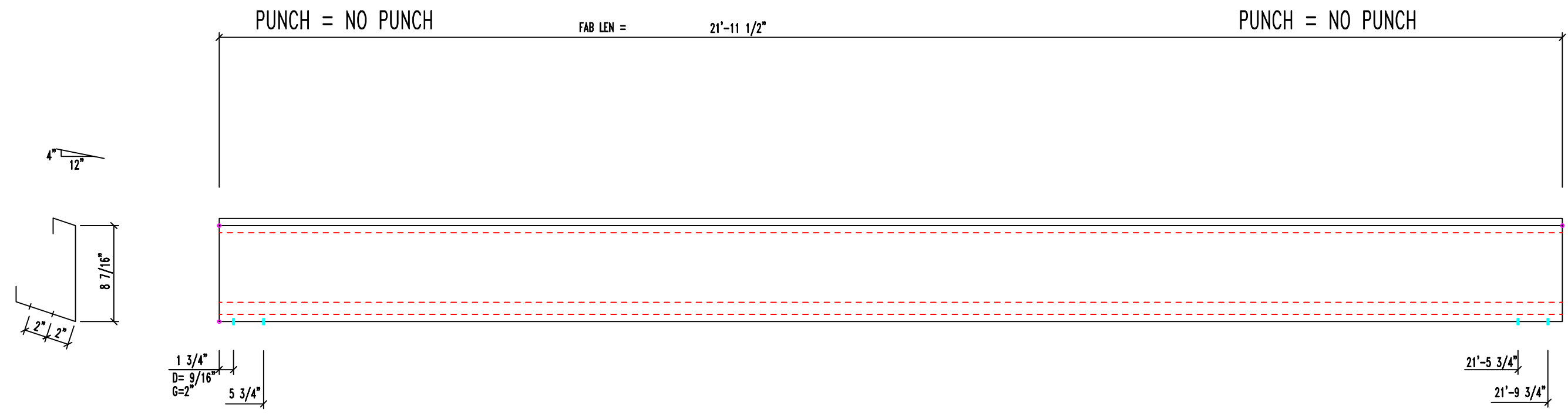
D=DIAMETER  
G=GAGE



MARK	QNT	DESCRIPTION	Unit Wt	Total Wt
E085344L	5	E085344L x 17'-11 1/2"	77.2	386.1
		Weight Sum ..	77.2	386.1

			Job: 3122M	Date: 1/21/21
E Size: 8.4x2.1	Gage: 14	Length: 17'-11 1/2"	Qnt: 5	Mark: E-5
Part: E085344L	Finish: Red Oxide			

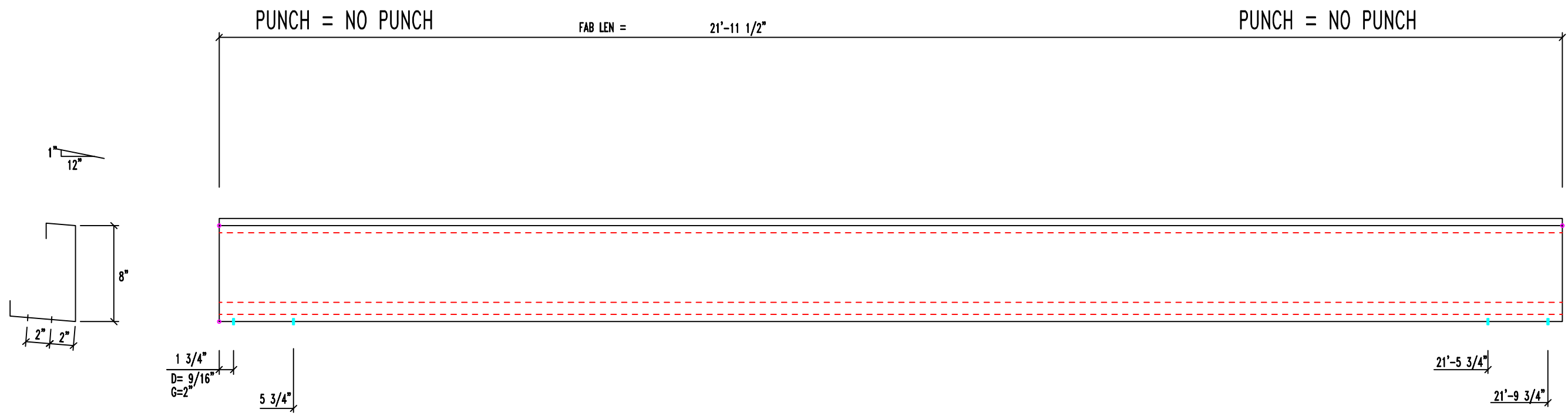
D=DIAMETER  
G=GAGE



MARK	QNT	DESCRIPTION	Unit Wt	Total Wt
E085344L	1	E085344L x 21'-11 1/2"	94.4	94.4
		Weight Sum ..	94.4	94.4

E Size: 8.4x2.1			Gage: 14	Length: 21'-11 1/2"	Job: 3122M	Date: 1/21/21
Part: E085344L		Finish: Red Oxide		Qnt: 1	Mark: E-6	

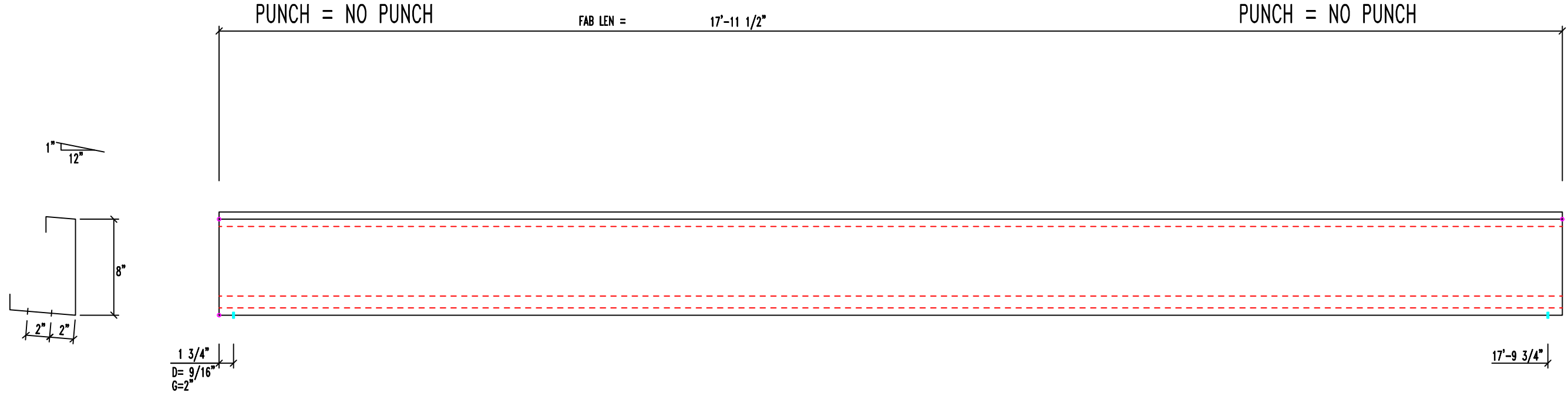
D=DIAMETER  
G=GAGE



MARK	QNT	DESCRIPTION	Unit Wt	Total Wt
E085341L	1	E085341L x 21'-11 1/2"	94.4	94.4
		Weight Sum ..	94.4	94.4

E Size: 8.0x2.5			Gage: 14	Length: 21'-11 1/2"	Job: 3122M	Date: 1/21/21
Part: E085341L		Finish: Red Oxide		Qnt: 1	Mark: E-7	

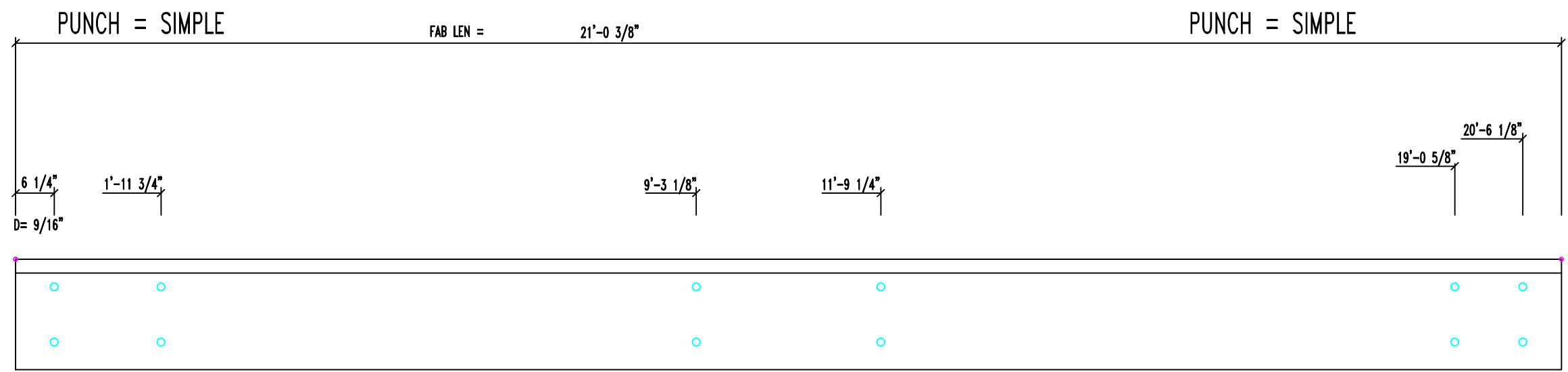
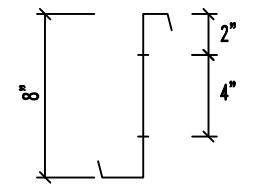
D=DIAMETER  
G=GAGE



MARK	QNT	DESCRIPTION	Unit Wt	Total Wt
E085341L	5	E085341L x 17'-11 1/2"	77.2	386.0
		Weight Sum ..	77.2	386.0

E Size: 8.0x2.5			Gage: 14	Length: 17'-11 1/2"	Job: 3122M	Date: 1/21/21
Part: E085341L		Finish: Red Oxide		Qnt: 5	Mark: E-8	

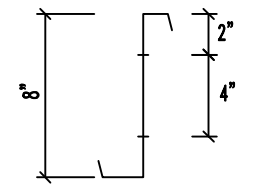

D=DIAMETER  
G=GAGE



MARK	QNT	DESCRIPTION	Unit Wt	Total Wt
8X35Z12	1	8X35Z12 x 21'-0 3/8"	119.7	119.7
		Weight Sum ..	119.7	119.7

			Job: 3122M	Date: 1/21/21
Z Size: 8.0x3.1	Gage: 12	Length: 21'-0 3/8"	Qnt: 1	Mark: G-10
Part: 8X35Z12	Finish: Red Oxide			


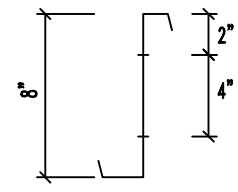
D=DIAMETER  
G=GAGE



MARK	QNT	DESCRIPTION	Unit Wt	Total Wt
8X35Z14	2	8X35Z14 x 17'-3 1/2"	66.1	132.1
		Weight Sum ..	66.1	132.1

Z Size: 8.0x3.1			Gage: 14	Length: 17'-3 1/2"	Job: 3122M	Date: 1/21/21
Part: 8X35Z14		Finish: Red Oxide		Qnt: 2	Mark: G-13	

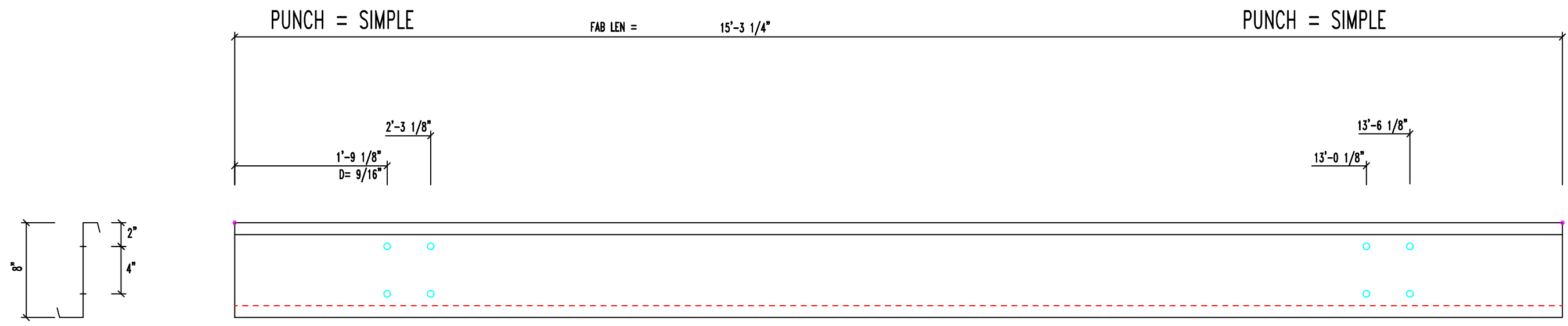
D=DIAMETER  
G=GAGE



MARK	QNT	DESCRIPTION	Unit Wt	Total Wt
8X35Z14	1	8X35Z14 x 17'-4 3/8"	66.3	66.3
		Weight Sum ..	66.3	66.3

Z Size: 8.0x3.1			Gage: 14	Length: 17'-4 3/8"	Job: 3122M	Date: 1/21/21
Part: 8X35Z14		Finish: Red Oxide		Qnt: 1	Mark: G-16	

D=DIAMETER  
G=GAGE

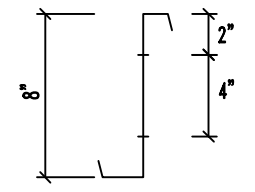



MARK	QNT	DESCRIPTION	Unit Wt	Total Wt
8X35Z14	1	8X35Z14 x 15'-3 1/4"	58.3	58.3
		Weight Sum ..	58.3	58.3

Z Size: 8.0x3.1			Gage: 14	Length: 15'-3 1/4"	Job: 3122M	Date: 1/21/21
Part: 8X35Z14		Finish: Red Oxide		Qnt: 1	Mark: G-20	

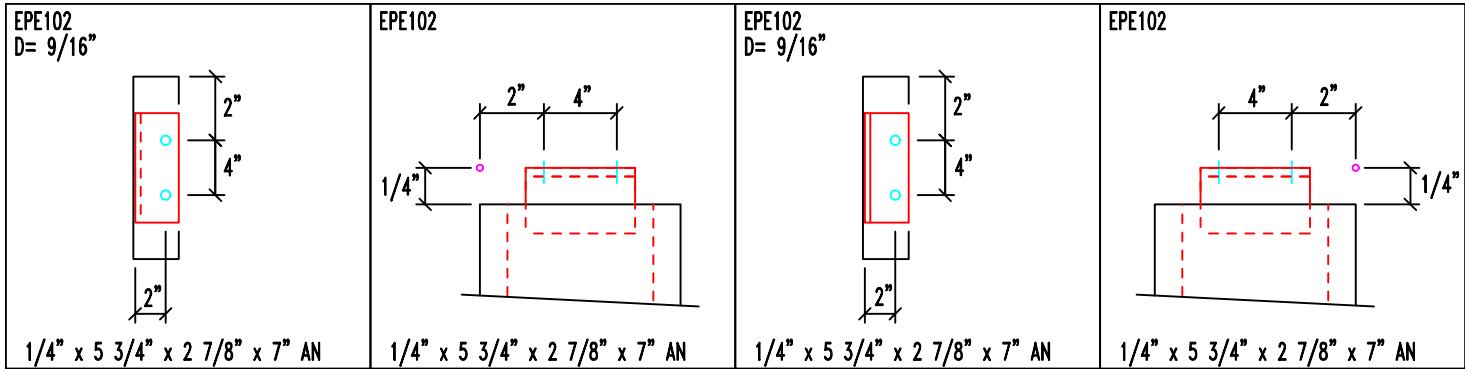


D=DIAMETER  
G=GAGE




MARK	QNT	DESCRIPTION	Unit Wt	Total Wt
8X35Z14	1	8X35Z14 x 17'-5 1/4"	66.6	66.6
		Weight Sum ..	66.6	66.6

Z Size: 8.0x3.1			Gage: 14	Length: 17'-5 1/4"	Job: 3122M	Date: 1/21/21
Part: 8X35Z14		Finish: Red Oxide		Qnt: 1	Mark: G-24	



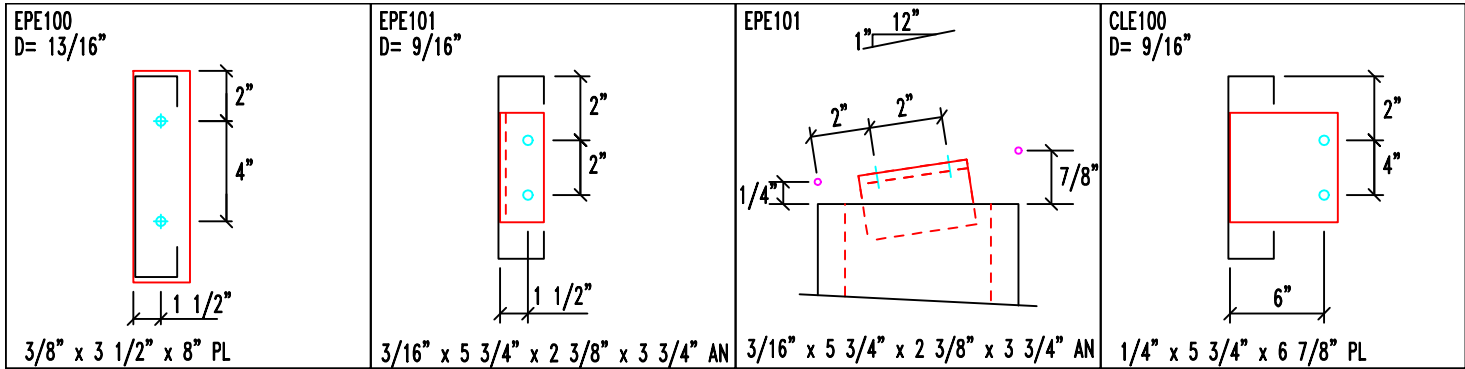
D=DIAMETER  
G=GAGE

View for  
Sections

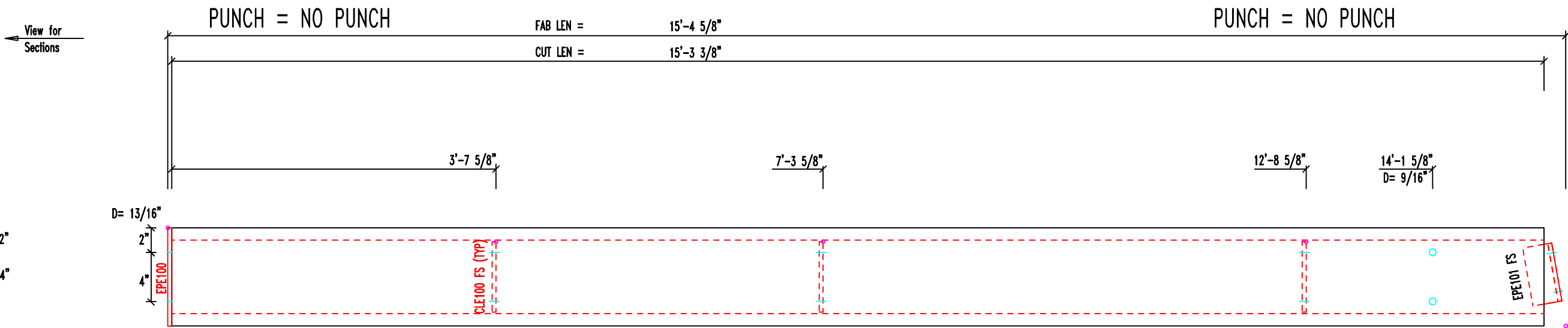


MARK	QNT	DESCRIPTION	Unit Wt	Total Wt
8X35C16	1	8X35C16 x 11'-11 1/2"	38.2	38.2
EPE102	2	1/4" x 5 3/4" x 2 7/8" x 7" AN	8.1	8.1
		Weight Sum ..	46.2	46.2

			Job: 3122LT1	Date: 1/21/21
C Size: 8.0x3.5	Gage: 16	Length: 12'-0"	Qnt: 1	Mark: DH-100
Part: 8X35C16	Finish: Red Oxide			

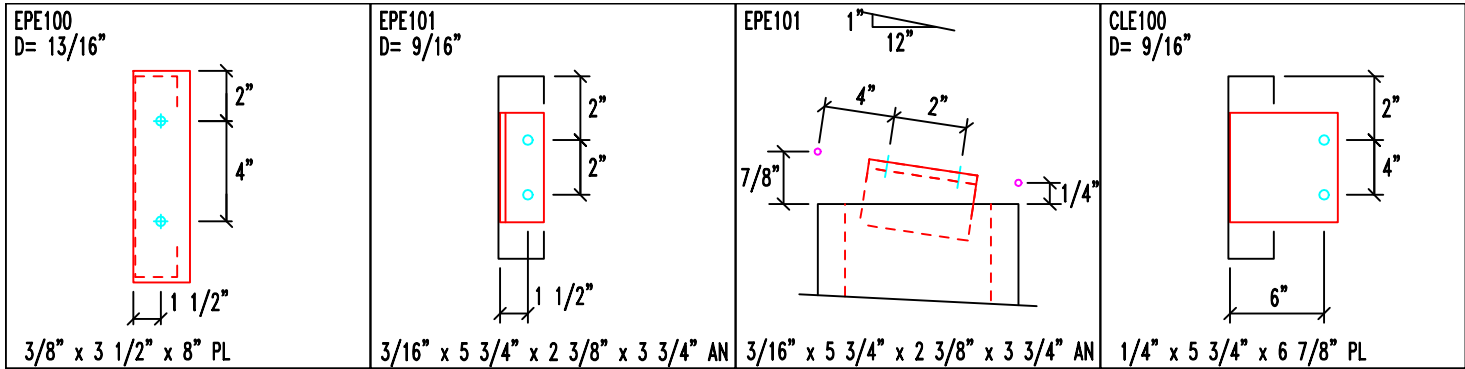


D=DIAMETER  
G=GAGE

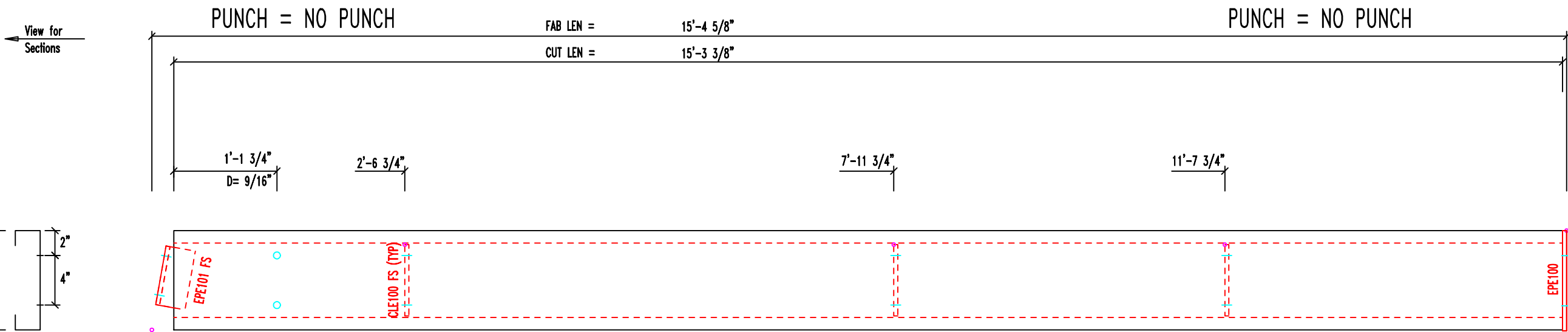


MARK	QNT	DESCRIPTION	Unit Wt	Total Wt
8X35C14	1	8X35C14 x 15'-3 3/8"	58.4	58.4
EPE100	1	3/8" x 3 1/2" x 8" PL	3.0	3.0
EPE101	1	3/16" x 5 3/4" x 2 3/8" x 3 3/4" AN	1.9	1.9
CLE100	3	1/4" x 5 3/4" x 6 7/8" PL	8.4	8.4
		Weight Sum ..	71.6	71.6

			Job: 3122LT1	Date: 1/21/21
C Size: 8.0x3.5	Gage: 14	Length: 15'-4 5/8"	Qnt: 1	Mark: DJ-100
Part: 8X35C14	Finish: Red Oxide			



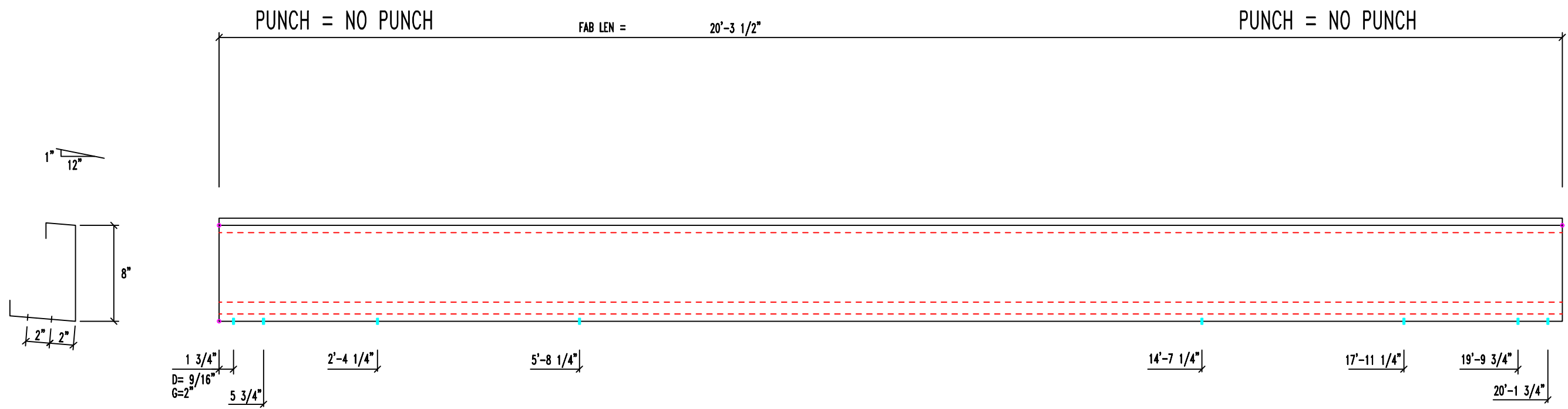
D=DIAMETER  
G=GAGE



MARK	QNT	DESCRIPTION	Unit Wt	Total Wt
8X35C14	1	8X35C14 x 15'-3 3/8"	58.4	58.4
EPE100	1	3/8" x 3 1/2" x 8" PL	3.0	3.0
EPE101	1	3/16" x 5 3/4" x 2 3/8" x 3 3/4" AN	1.9	1.9
CLE100	3	1/4" x 5 3/4" x 6 7/8" PL	8.4	8.4
		Weight Sum ..	71.6	71.6

			Job: 3122LT1	Date: 1/21/21
C Size: 8.0x3.5	Gage: 14	Length: 15'-4 5/8"	Qnt: 1	Mark: DJ-101
Part: 8X35C14	Finish: Red Oxide			

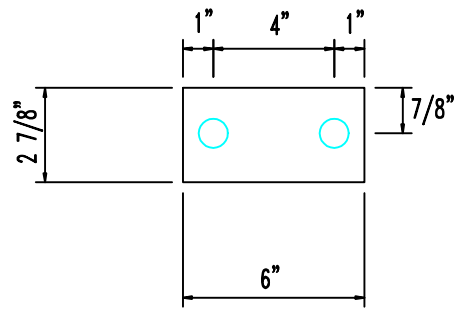
D=DIAMETER  
G=GAGE



MARK	QNT	DESCRIPTION	Unit Wt	Total Wt
E085341L	1	E085341L x 20'-3 1/2"	85.8	85.8
		Weight Sum ..	85.8	85.8

E Size: 8.0x2.5			Gage: 14	Length: 20'-3 1/2"		Job: 3122LT1	Date: 1/21/21
Part: E085341L		Finish: Red Oxide		Qty: 1	Mark: E-100		

MARK : CLF100  
QUANTITY : 6  
SIZE : 3/16" x 6" x 2 7/8"  
HOLES : 9/16"



MARK : CLE100  
QUANTITY : 6  
SIZE : 1/4" x 5 3/4" x 6 7/8"  
HOLES : 9/16"

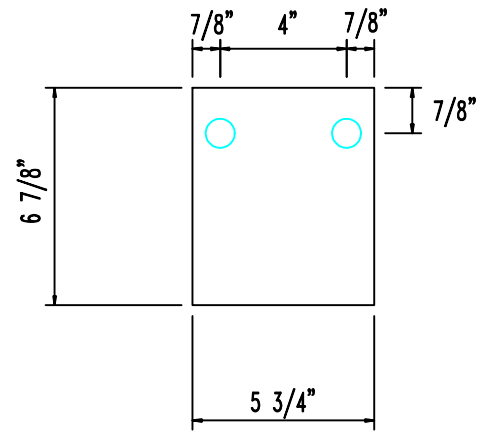


Plate Drawing

CUSTOMER

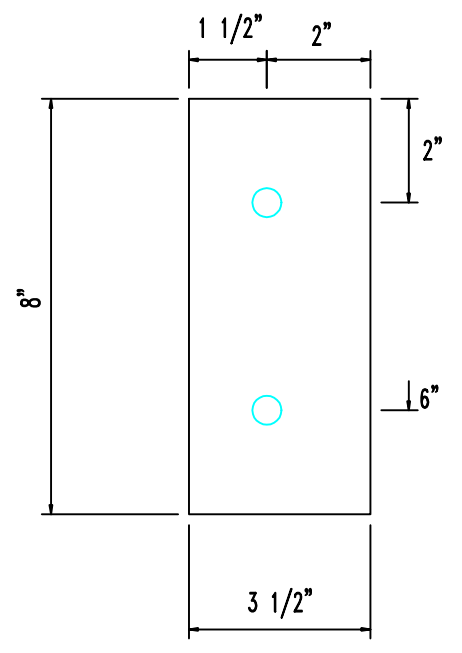
JOB  
3122LT1

CHECKED BY

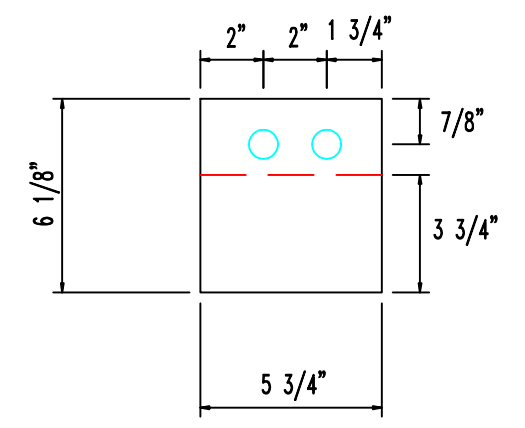
DATE  
1/21/21

DRAWING  
CL100

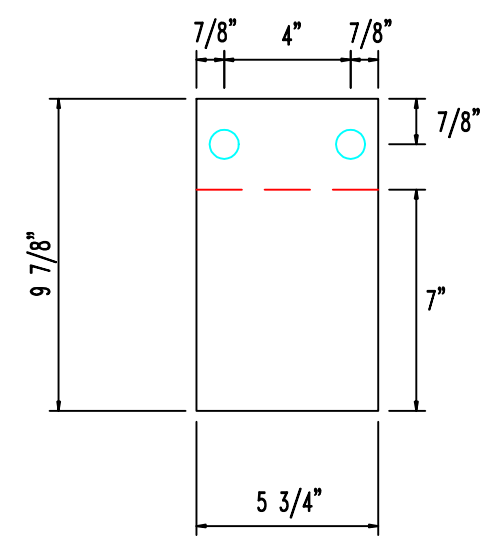
MARK : EPE100  
 QUANTITY : 2  
 SIZE : 3/8" x 3 1/2" x 8"  
 HOLES : 13/16"



MARK : EPE101  
 QUANTITY : 2  
 SIZE : 3/16" x 5 3/4" x 6 1/8"  
 HOLES : 9/16"



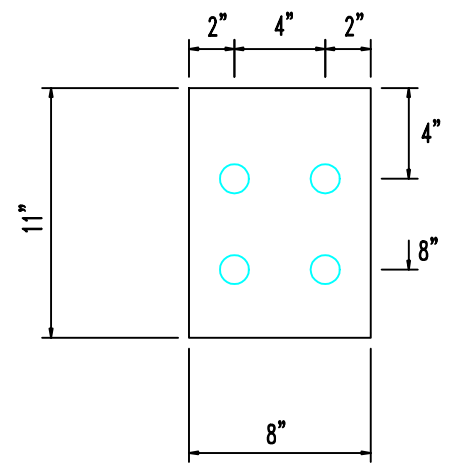
MARK : EPE102  
 QUANTITY : 2  
 SIZE : 1/4" x 5 3/4" x 9 7/8"  
 HOLES : 9/16"



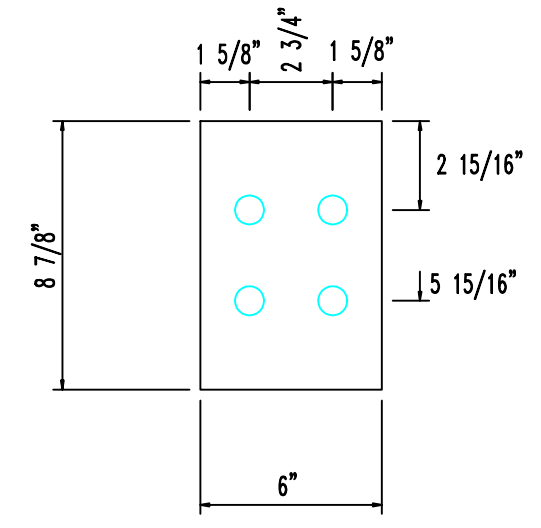
CZE END PLATES

CUSTOMER			
JOB 3122LT1	CHECKED BY	DATE 1/21/21	DRAWING CZE-E100

MARK : EP100  
QUANTITY : 2  
SIZE : 1/2" x 8" x 11"  
HOLES : 15/16"



MARK : EP101  
QUANTITY : 6  
SIZE : 3/8" x 6" x 8 7/8"  
HOLES : 13/16"

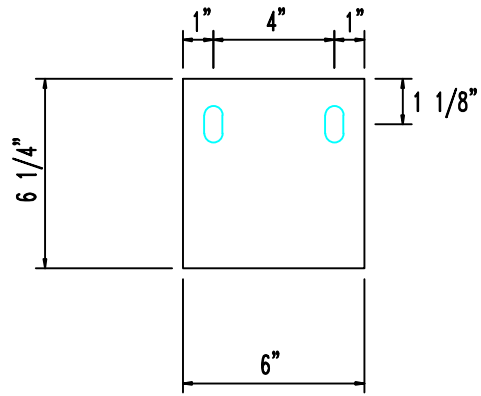


RIGID FRAME END PLATES

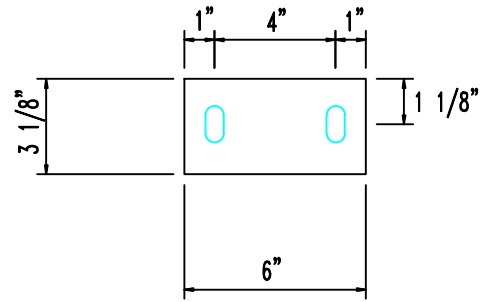
CUSTOMER			
JOB 3122LT1	CHECKED BY	DATE 1/21/21	DRAWING RF-E100



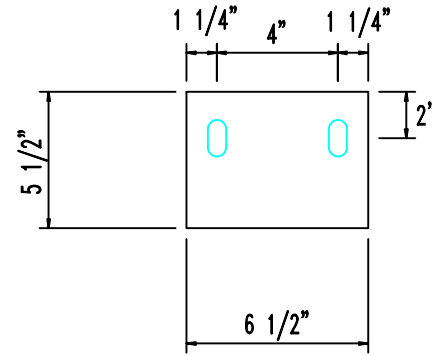
MARK : CLF1  
 QUANTITY : 67  
 SIZE : 1/4" x 6" x 6 1/4"  
 HOLES : 9/16" x 1"



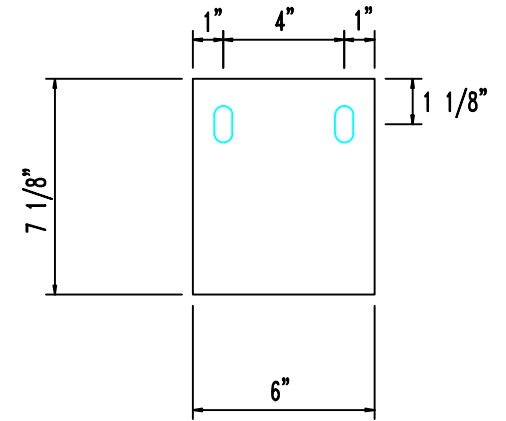
MARK : CLF2  
 QUANTITY : 18  
 SIZE : 3/16" x 6" x 3 1/8"  
 HOLES : 9/16" x 1"



MARK : CLF3  
 QUANTITY : 1  
 SIZE : 1/4" x 6 1/2" x 5 1/2"  
 HOLES : 11/16" x 2"



MARK : CLF4  
 QUANTITY : 29  
 SIZE : 1/4" x 6" x 7 1/8"  
 HOLES : 9/16" x 1"



MARK : CLF5  
 QUANTITY : 2  
 SIZE : 1/4" x 6 1/2" x 5"  
 HOLES : 11/16" x 2"

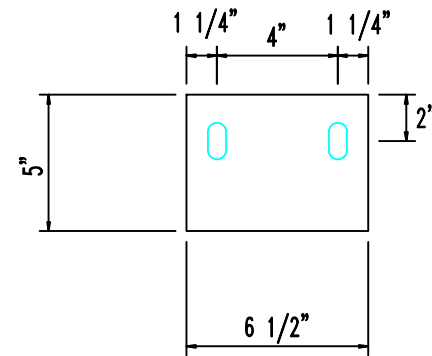
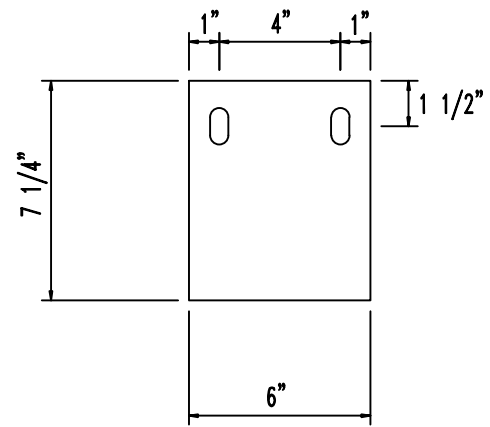


Plate Drawing

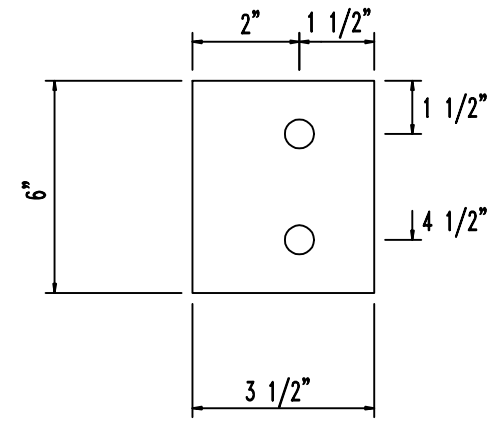
CUSTOMER

JOB 3122M	CHECKED BY	DATE 1/21/21	DRAWING CL1
--------------	------------	-----------------	----------------

MARK : CLE1  
 QUANTITY : 12  
 SIZE : 3/16" x 6" x 7 1/4"  
 HOLES : 9/16" x 1"



MARK : CLE3  
 QUANTITY : 4  
 SIZE : 3/8" x 3 1/2" x 6"  
 HOLES : 13/16"



MARK : CLE4  
 QUANTITY : 6  
 SIZE : 3/16" x 6" x 3 1/2"  
 HOLES : 9/16" x 1"

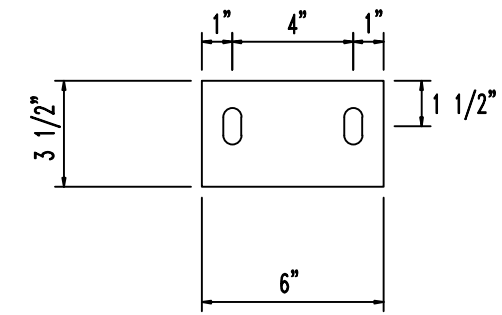
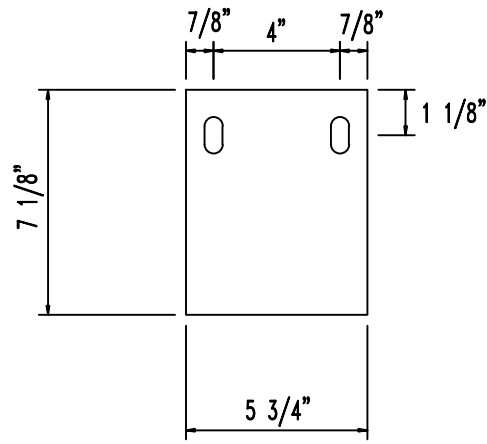


Plate Drawing

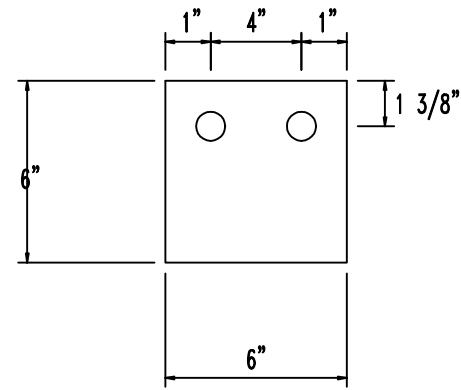
CUSTOMER

JOB 3122M	CHECKED BY	DATE 1/21/21	DRAWING CL2
--------------	------------	-----------------	----------------

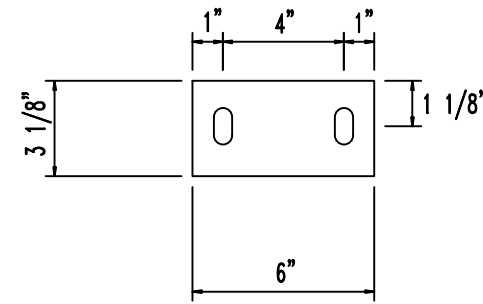
MARK : CLE5  
 QUANTITY : 24  
 SIZE : 1/4" x 5 3/4" x 7 1/8"  
 HOLES : 9/16" x 1"



MARK : CLE6  
 QUANTITY : 58  
 SIZE : 1/4" x 6" x 6"  
 HOLES : 9/16"



MARK : CLW1  
 QUANTITY : 10  
 SIZE : 1/4" x 6" x 3 1/8"  
 HOLES : 9/16" x 1"



MARK : EPW3  
 QUANTITY : 2  
 SIZE : 3/8" x 8" x 1'-4"

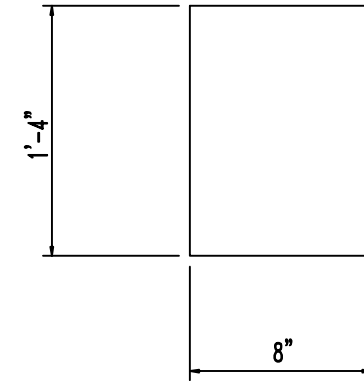
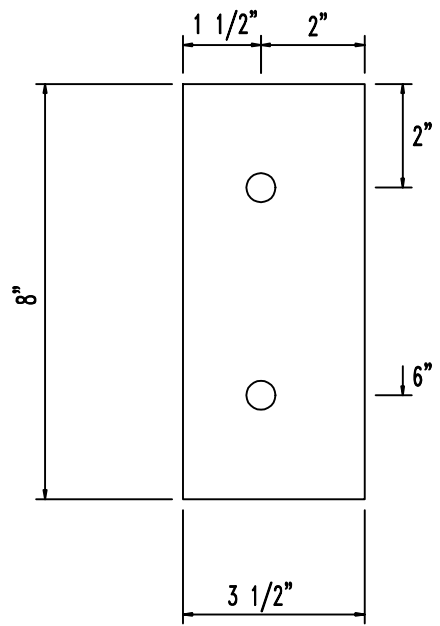


Plate Drawing

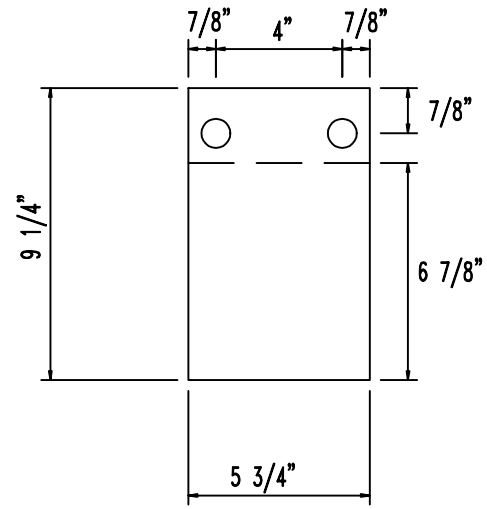
CUSTOMER

JOB 3122M	CHECKED BY	DATE 1/21/21	DRAWING CL3
--------------	------------	-----------------	----------------

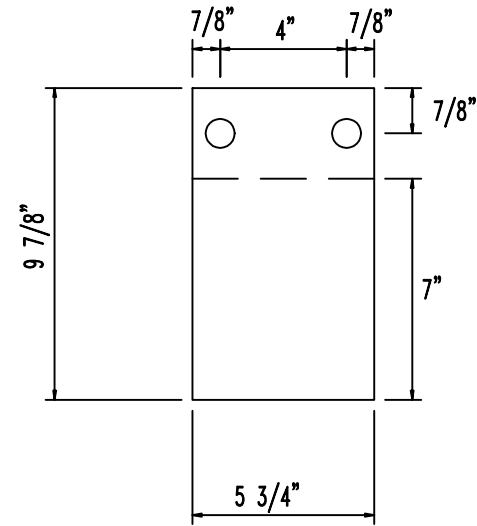
MARK : EPE1  
 QUANTITY : 12  
 SIZE : 3/8" x 3 1/2" x 8"  
 HOLES : 13/16"



MARK : EPE2  
 QUANTITY : 12  
 SIZE : 3/16" x 5 3/4" x 9 1/4"  
 HOLES : 9/16"



MARK : EPE3  
 QUANTITY : 12  
 SIZE : 1/4" x 5 3/4" x 9 7/8"  
 HOLES : 9/16"

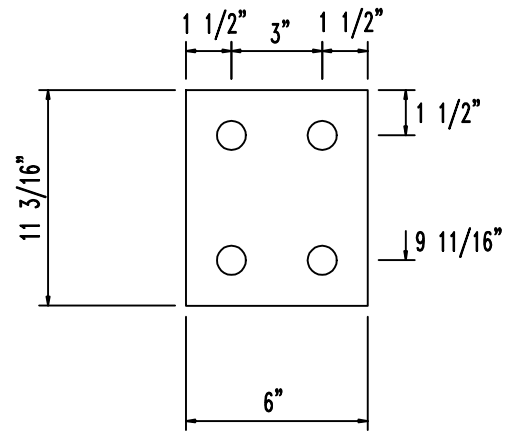


CZE END PLATES

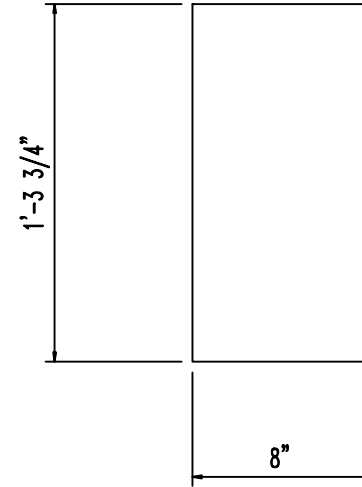
CUSTOMER

JOB 3122M	CHECKED BY	DATE 1/21/21	DRAWING CZE-E1
--------------	------------	-----------------	-------------------

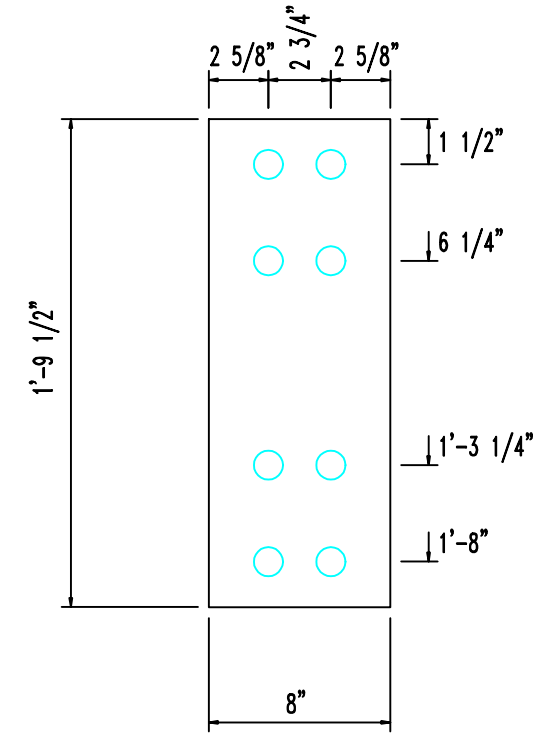
MARK : EPE5  
 QUANTITY : 6  
 SIZE : 1/2" x 6" x 11 3/16"  
 HOLES : 11/16"



MARK : EPW1  
 QUANTITY : 2  
 SIZE : 1/4" x 8" x 1'-3 3/4"



MARK : EPW2  
 QUANTITY : 4  
 SIZE : 1/2" x 8" x 1'-9 1/2"  
 HOLES : 13/16"



CZE END PLATES

CUSTOMER


JOB  
3122M

CHECKED BY

DATE  
1/21/21

DRAWING  
CZE-E2

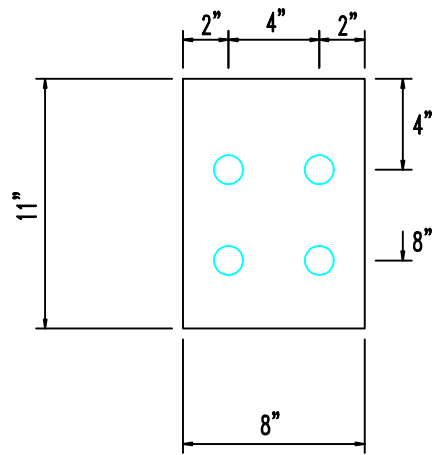
MARK : STW1  
QUANTITY : 4  
SIZE : 3/8" x 3" x 1'-3 3/8"



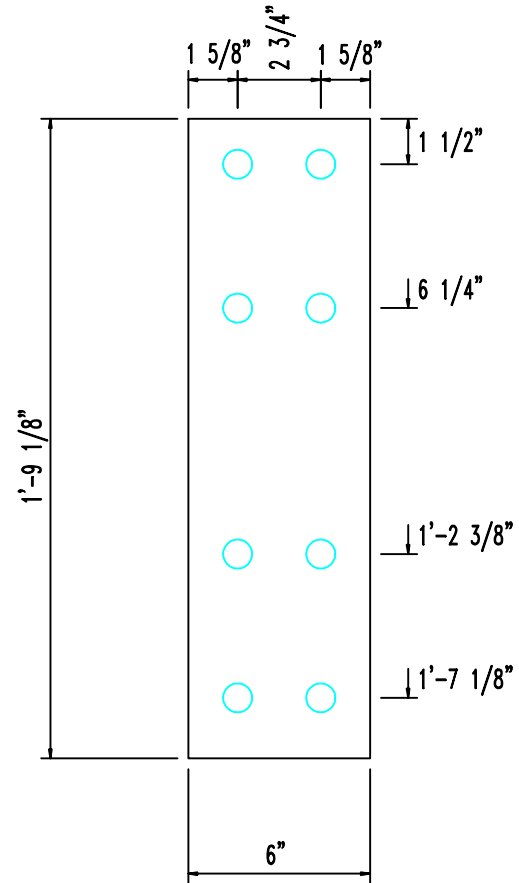
CZE STIFFENER PLATES

CUSTOMER			
JOB 3122M	CHECKED BY	DATE 1/21/21	DRAWING CZE-S1

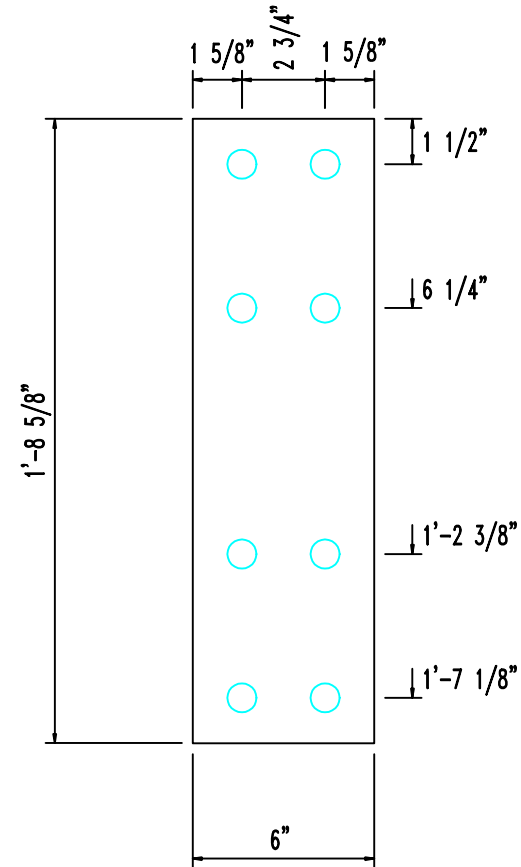
MARK : EP1  
 QUANTITY : 5  
 SIZE : 1/2" x 8" x 11"  
 HOLES : 15/16"



MARK : EP2  
 QUANTITY : 3  
 SIZE : 1/2" x 6" x 1'-9 1/8"  
 HOLES : 13/16"



MARK : EP3  
 QUANTITY : 3  
 SIZE : 1/2" x 6" x 1'-8 5/8"  
 HOLES : 13/16"



RIGID FRAME END PLATES

CUSTOMER

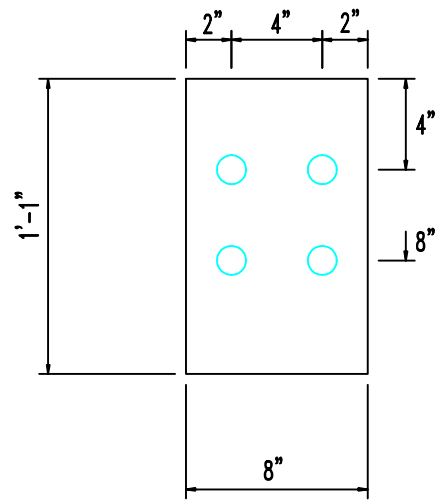
JOB  
3122M

CHECKED BY

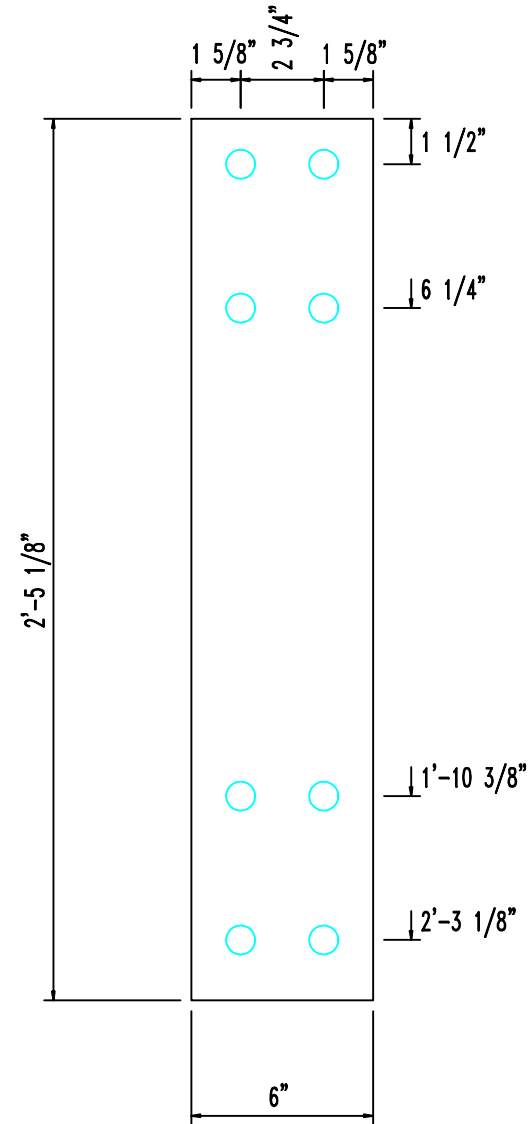
DATE  
1/21/21

DRAWING  
RF-E1

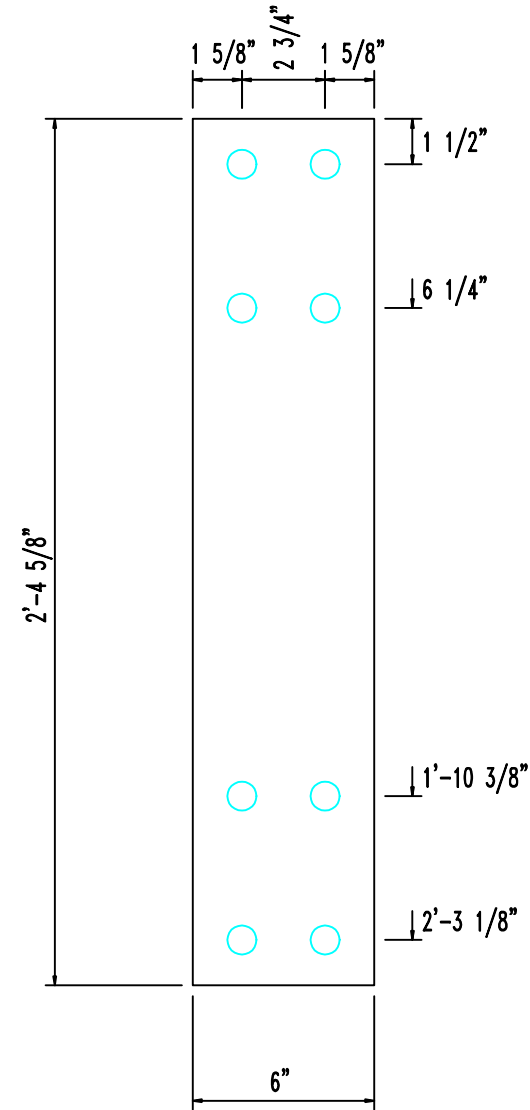
MARK : EP5  
 QUANTITY : 7  
 SIZE : 1/2" x 8" x 1'-1"  
 HOLES : 15/16"



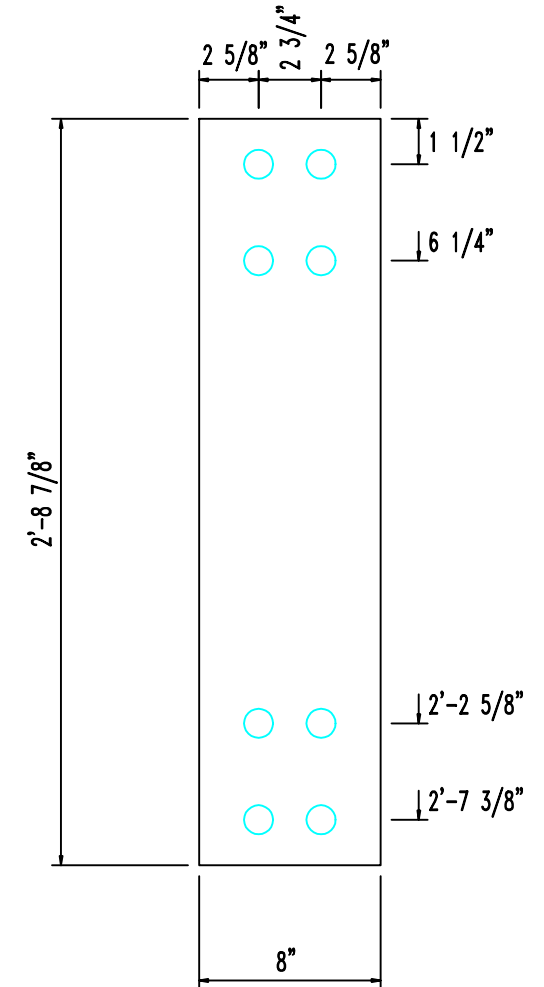
MARK : EP6  
 QUANTITY : 3  
 SIZE : 1/2" x 6" x 2'-5 1/8"  
 HOLES : 13/16"



MARK : EP7  
 QUANTITY : 3  
 SIZE : 1/2" x 6" x 2'-4 5/8"  
 HOLES : 13/16"



MARK : EP8  
 QUANTITY : 3  
 SIZE : 1/2" x 8" x 2'-8 7/8"  
 HOLES : 13/16"



RIGID FRAME END PLATES

CUSTOMER

JOB  
3122M

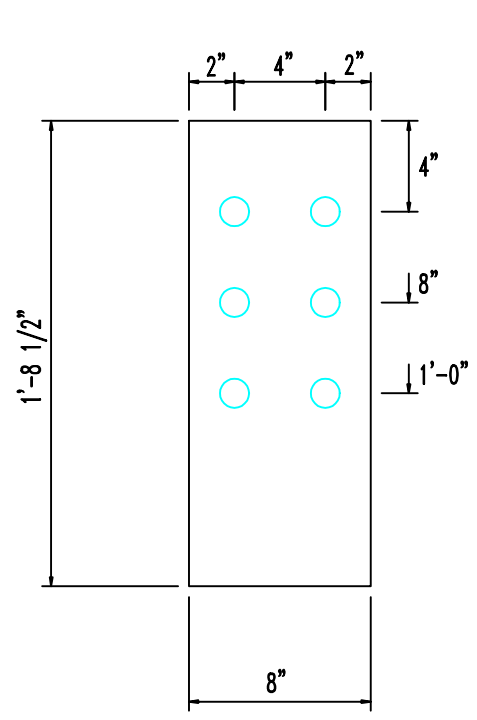
CHECKED BY

DATE  
1/21/21

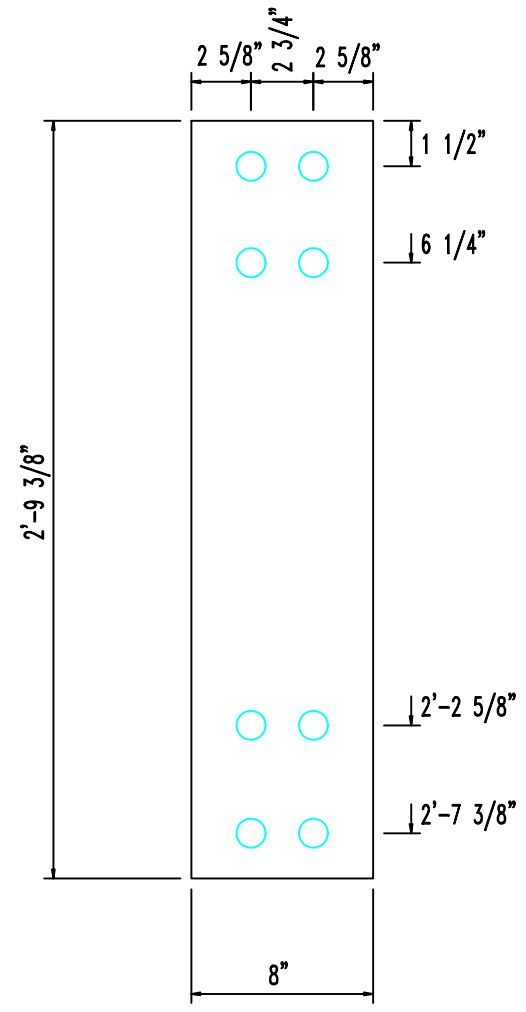
DRAWING  
RF-E2



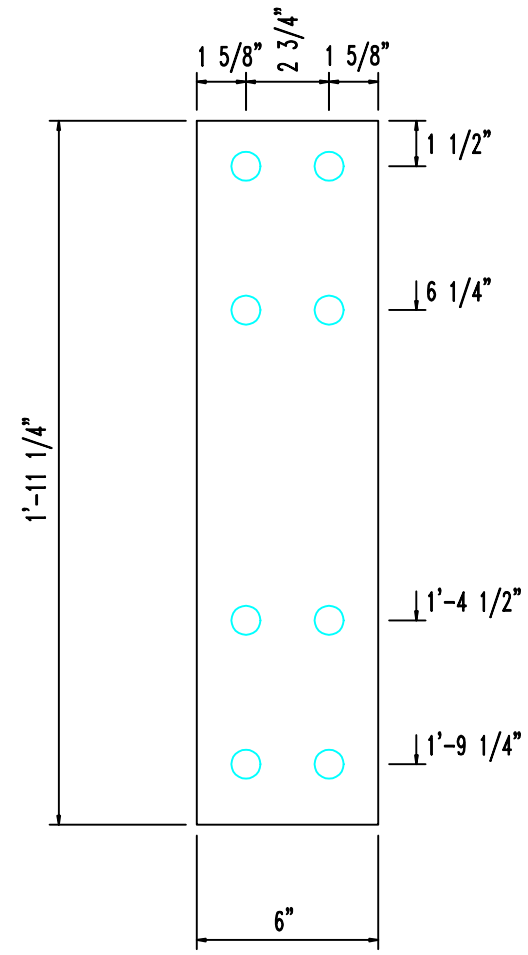
MARK : EP9  
 QUANTITY : 3  
 SIZE : 1/2" x 8" x 1'-8 1/2"  
 HOLES : 15/16"



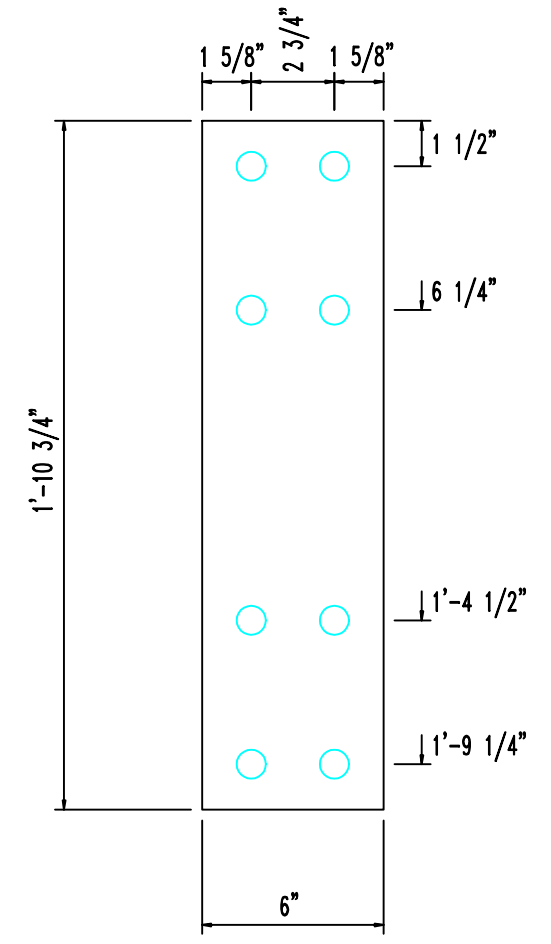
MARK : EP10  
 QUANTITY : 3  
 SIZE : 1/2" x 8" x 2'-9 3/8"  
 HOLES : 13/16"



MARK : EP11  
 QUANTITY : 2  
 SIZE : 1/2" x 6" x 1'-11 1/4"  
 HOLES : 13/16"



MARK : EP12  
 QUANTITY : 2  
 SIZE : 1/2" x 6" x 1'-10 3/4"  
 HOLES : 13/16"



RIGID FRAME END PLATES

CUSTOMER

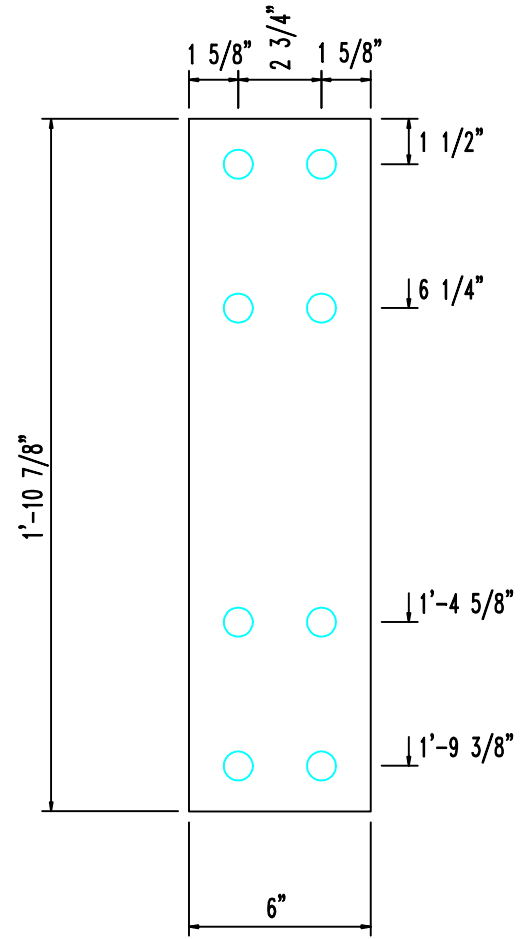
JOB  
3122M

CHECKED BY

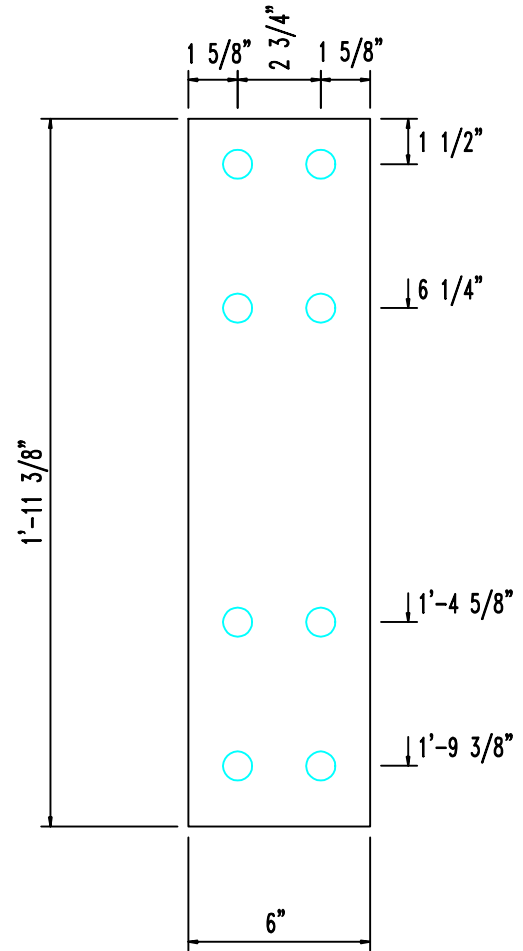
DATE  
1/21/21

DRAWING  
RF-E3

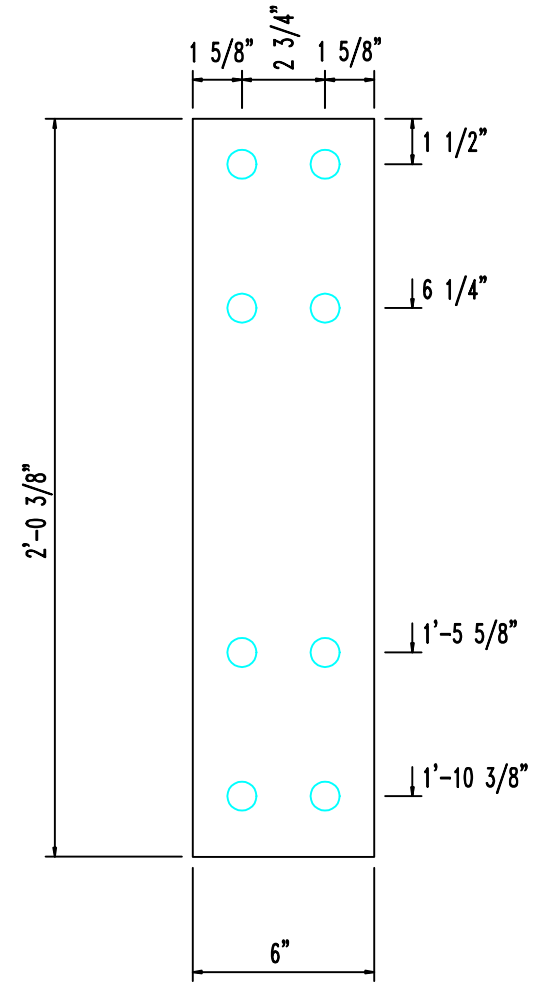
MARK : EP13  
 QUANTITY : 2  
 SIZE : 1/2" x 6" x 1'-10 7/8"  
 HOLES : 13/16"



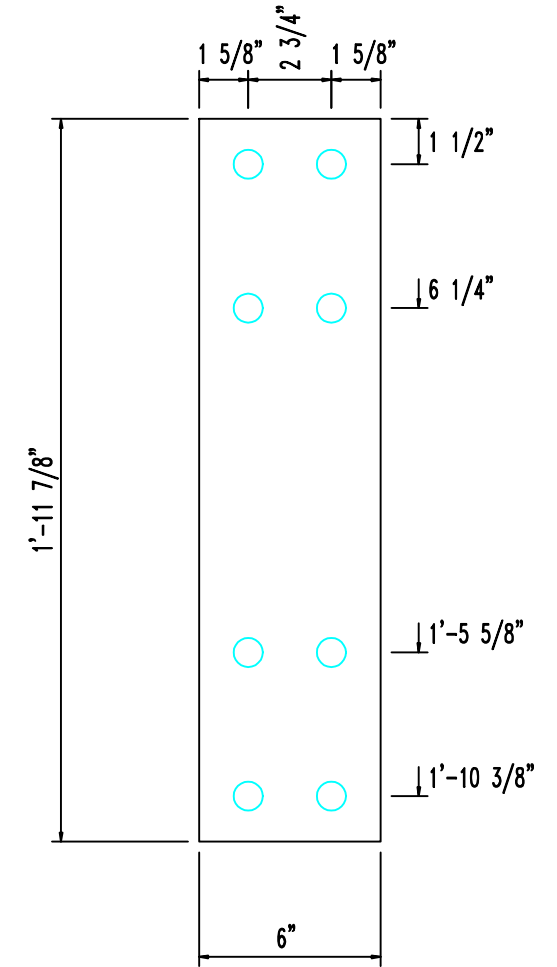
MARK : EP14  
 QUANTITY : 2  
 SIZE : 1/2" x 6" x 1'-11 3/8"  
 HOLES : 13/16"



MARK : EP15  
 QUANTITY : 1  
 SIZE : 1/2" x 6" x 2'-0 3/8"  
 HOLES : 13/16"



MARK : EP16  
 QUANTITY : 1  
 SIZE : 1/2" x 6" x 1'-11 7/8"  
 HOLES : 13/16"

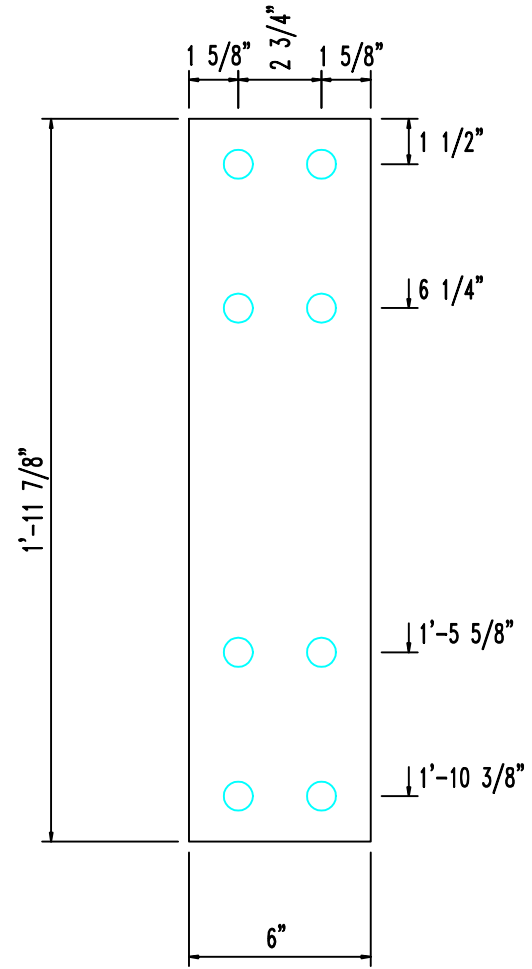


RIGID FRAME END PLATES

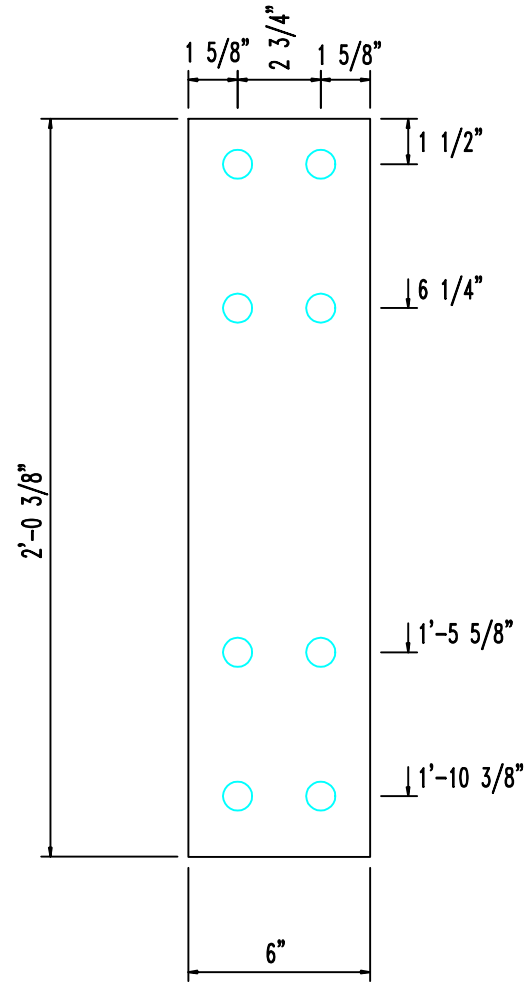
CUSTOMER

JOB 3122M	CHECKED BY	DATE 1/21/21	DRAWING RF-E4
--------------	------------	-----------------	------------------

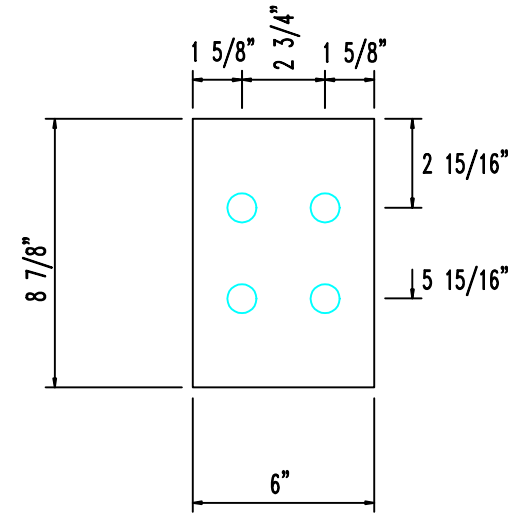
MARK : EP17  
 QUANTITY : 1  
 SIZE : 3/8" x 6" x 1'-11 7/8"  
 HOLES : 13/16"



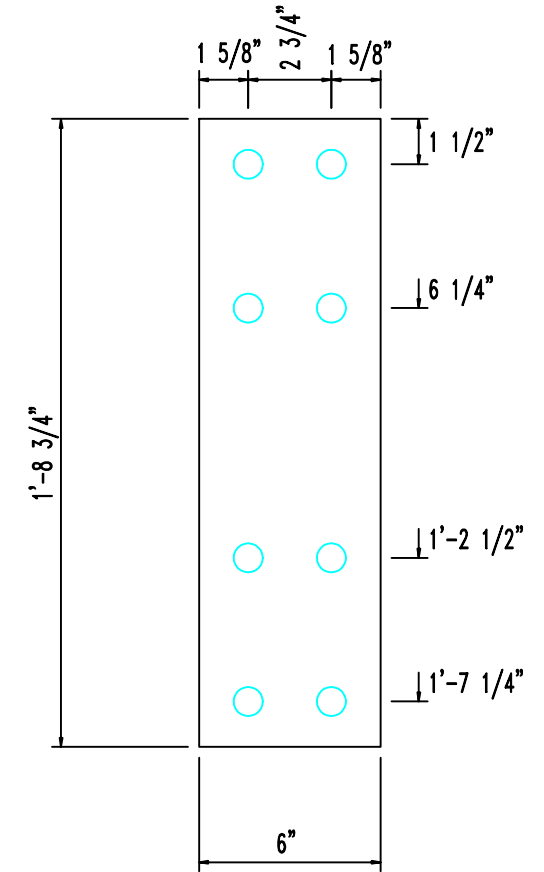
MARK : EP18  
 QUANTITY : 1  
 SIZE : 3/8" x 6" x 2'-0 3/8"  
 HOLES : 13/16"



MARK : EP19  
 QUANTITY : 1  
 SIZE : 3/8" x 6" x 8 7/8"  
 HOLES : 13/16"



MARK : EP20  
 QUANTITY : 1  
 SIZE : 3/8" x 6" x 1'-8 3/4"  
 HOLES : 13/16"



RIGID FRAME END PLATES

CUSTOMER

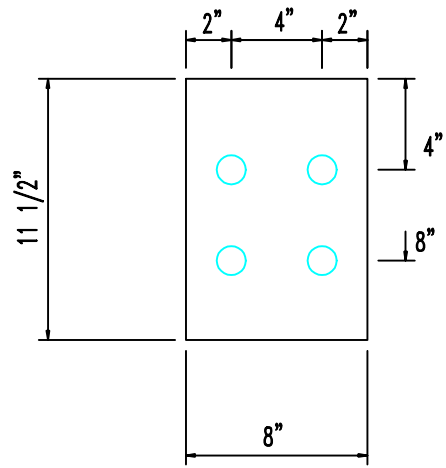
JOB  
3122M

CHECKED BY

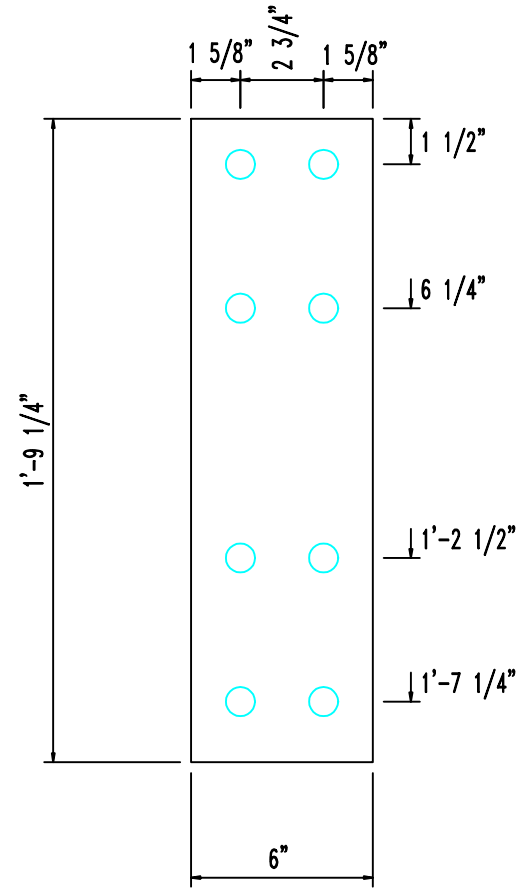
DATE  
1/21/21

DRAWING  
RF-E5

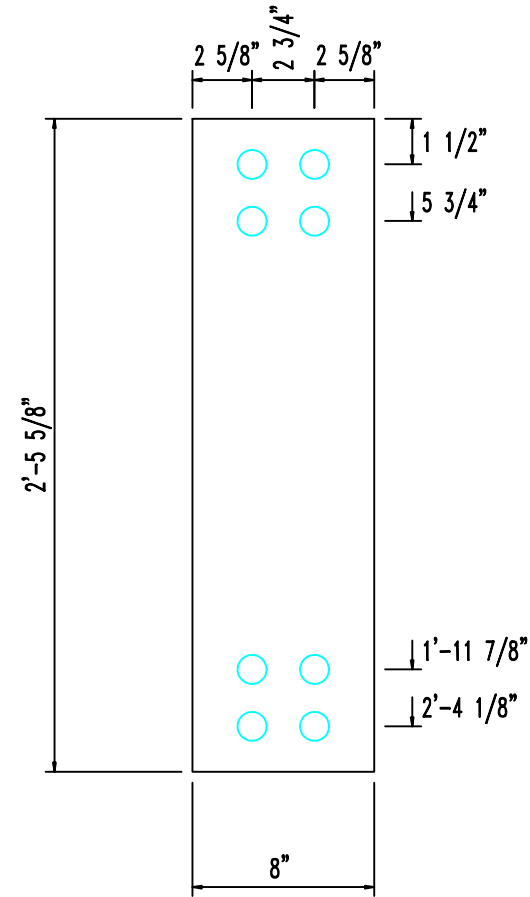
MARK : EP21  
 QUANTITY : 1  
 SIZE : 1/2" x 8" x 11 1/2"  
 HOLES : 15/16"



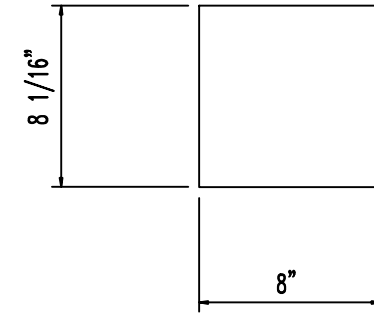
MARK : EP22  
 QUANTITY : 1  
 SIZE : 3/8" x 6" x 1'-9 1/4"  
 HOLES : 13/16"



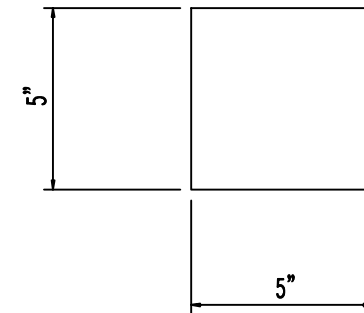
MARK : EP23  
 QUANTITY : 7  
 SIZE : 3/8" x 8" x 2'-5 5/8"  
 HOLES : 13/16"



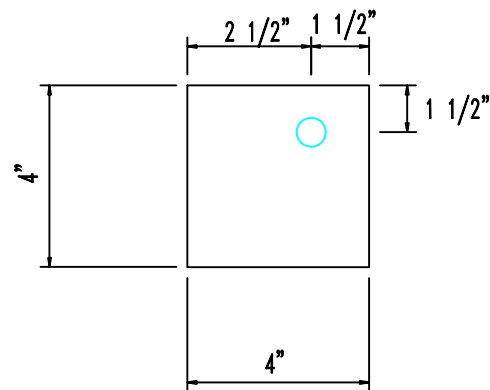
MARK : EP51  
 QUANTITY : 6  
 SIZE : 1/4" x 8" x 8 1/16"



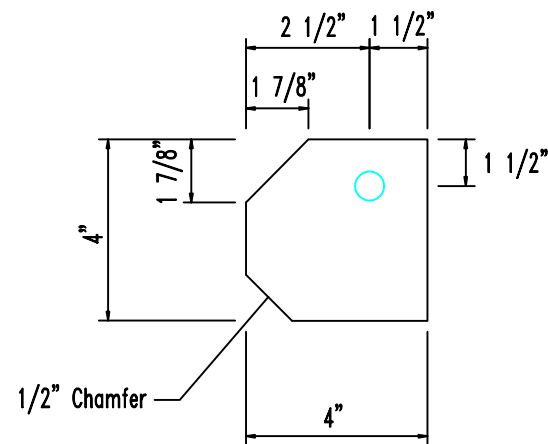
MARK : EP52  
 QUANTITY : 3  
 SIZE : 1/4" x 5" x 5"



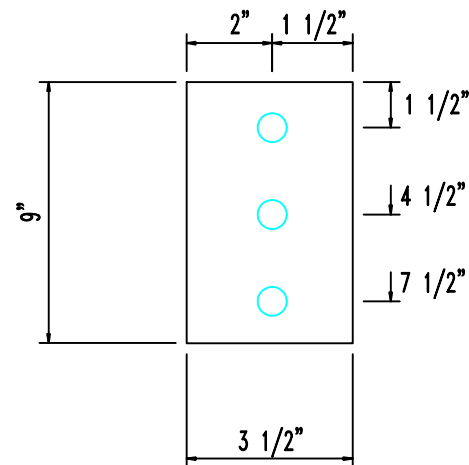
MARK : SPL1  
 QUANTITY : 8  
 SIZE : 3/8" x 4" x 4"  
 HOLES : 11/16"



MARK : SPL2  
 QUANTITY : 4  
 SIZE : 3/8" x 4" x 4"  
 HOLES : 11/16"



MARK : EP53  
 QUANTITY : 12  
 SIZE : 3/8" x 3 1/2" x 9"  
 HOLES : 13/16"



RIGID FRAME END PLATES

CUSTOMER


JOB  
3122M

CHECKED BY

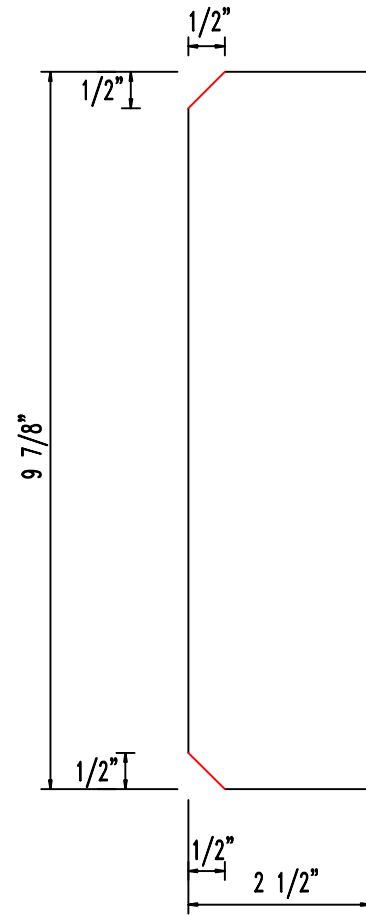
DATE  
1/21/21

DRAWING  
RF-E6

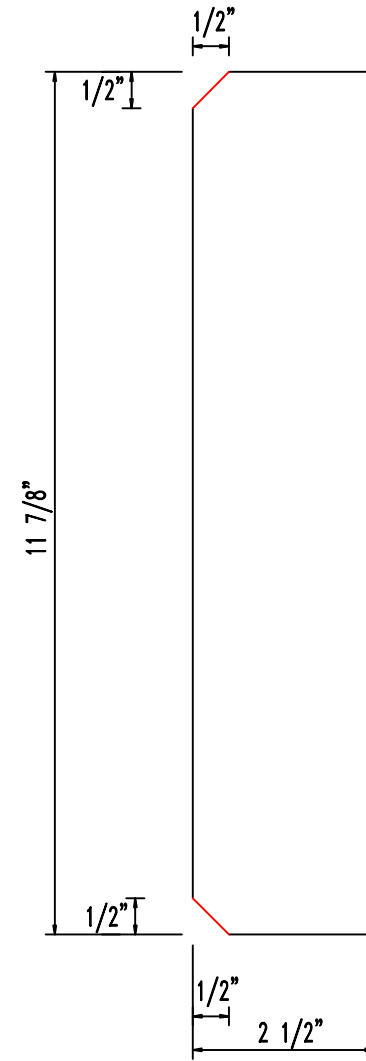
MARK : ST1  
 QUANTITY : 10  
 SIZE : 3/16" x 2 1/2" x 9 7/8"



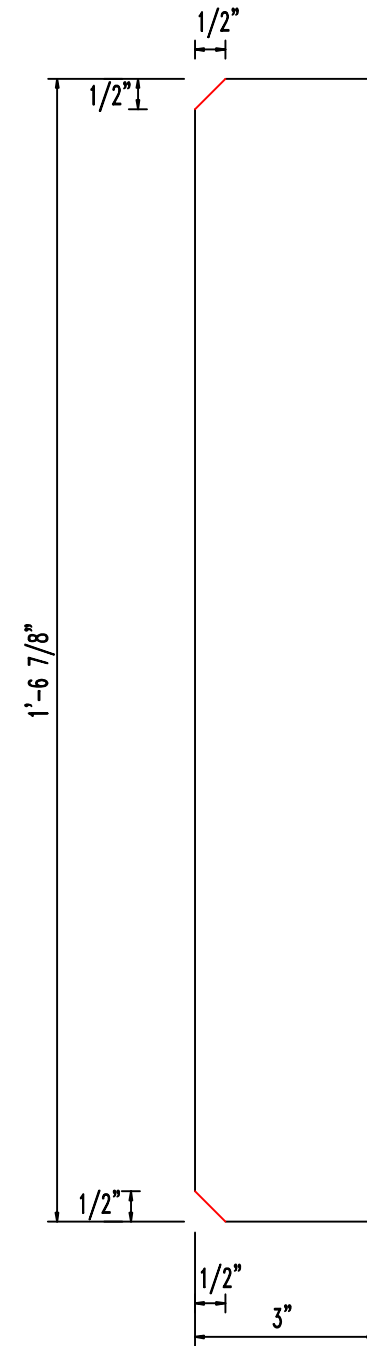
MARK : ST2  
 QUANTITY : 6  
 SIZE : 3/8" x 2 1/2" x 9 7/8"



MARK : ST3  
 QUANTITY : 10  
 SIZE : 3/16" x 2 1/2" x 11 7/8"



MARK : ST4  
 QUANTITY : 18  
 SIZE : 3/8" x 3" x 1'-6 7/8"




RIGID FRAME STIFFENER PLATES

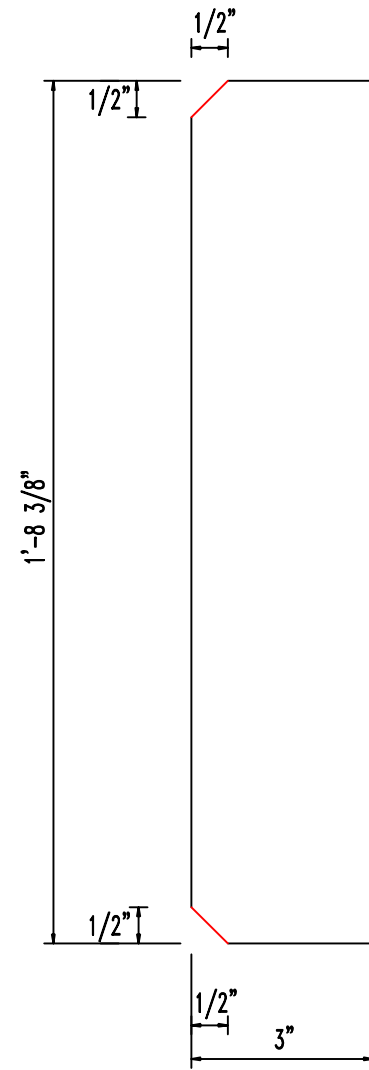
CUSTOMER

JOB 3122M	CHECKED BY	DATE 1/21/21	DRAWING RF-S1
--------------	------------	-----------------	------------------

MARK : ST5  
QUANTITY : 12  
SIZE : 3/8" x 2 1/2" x 11 7/8"



MARK : ST6  
QUANTITY : 12  
SIZE : 3/8" x 3" x 1'-8 3/8"



RIGID FRAME STIFFENER PLATES

CUSTOMER

JOB	CHECKED BY	DATE	DRAWING
3122M		1/21/21	RF-S2