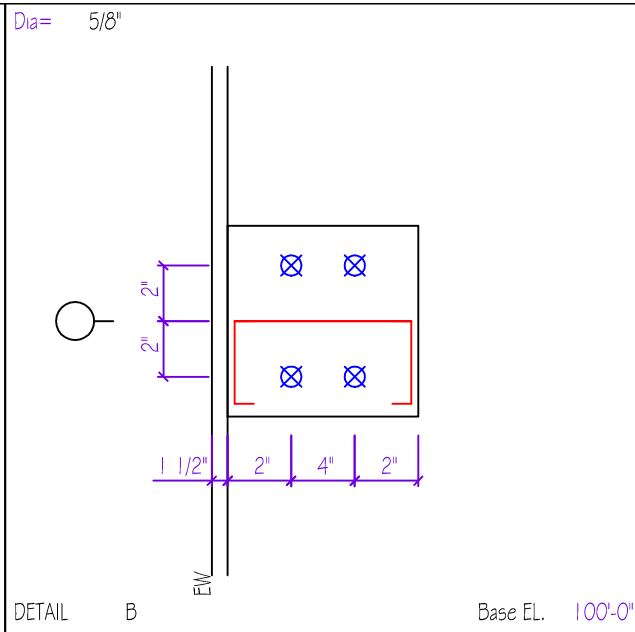
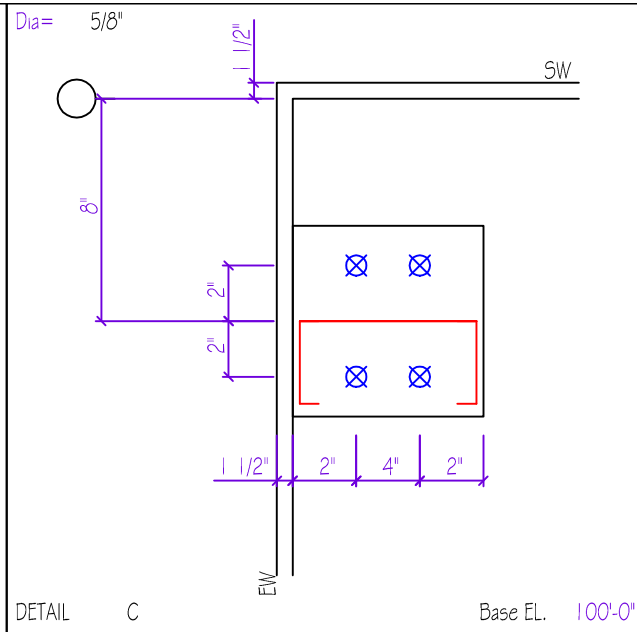


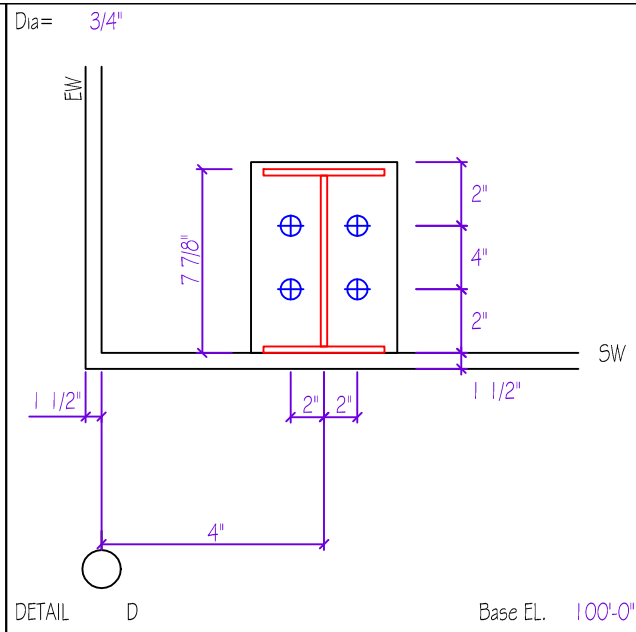
DETAIL A Base EL. 100'-0"



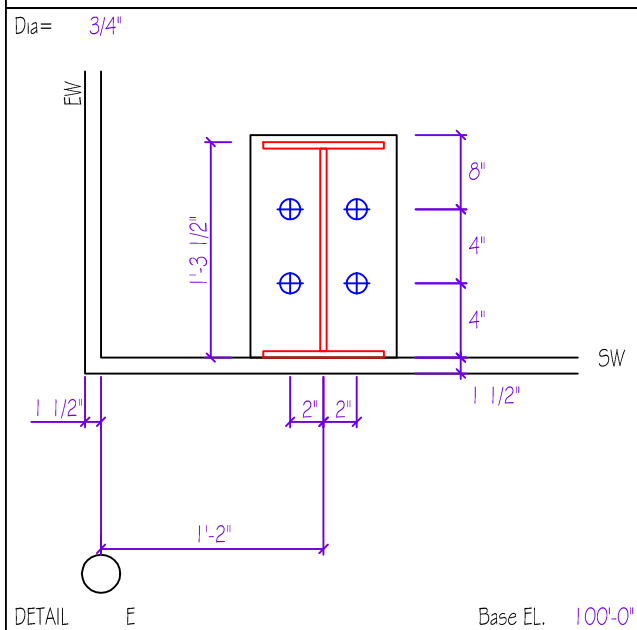
DETAIL B Base EL. 100'-0"



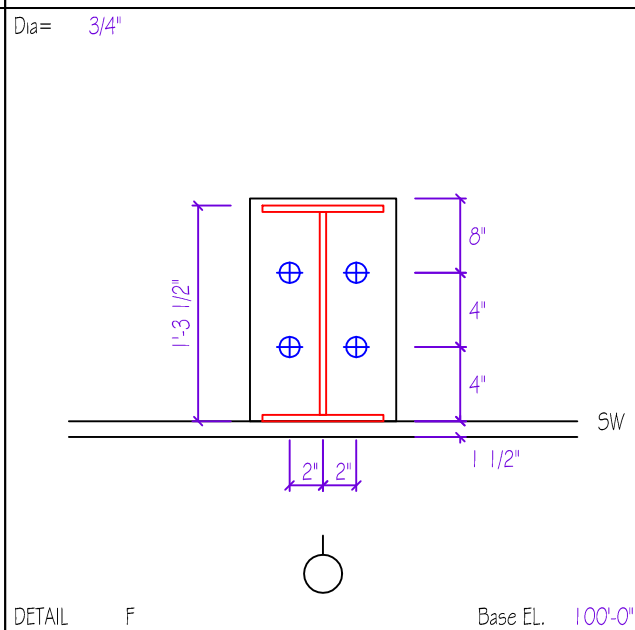
DETAIL C Base EL. 100'-0"



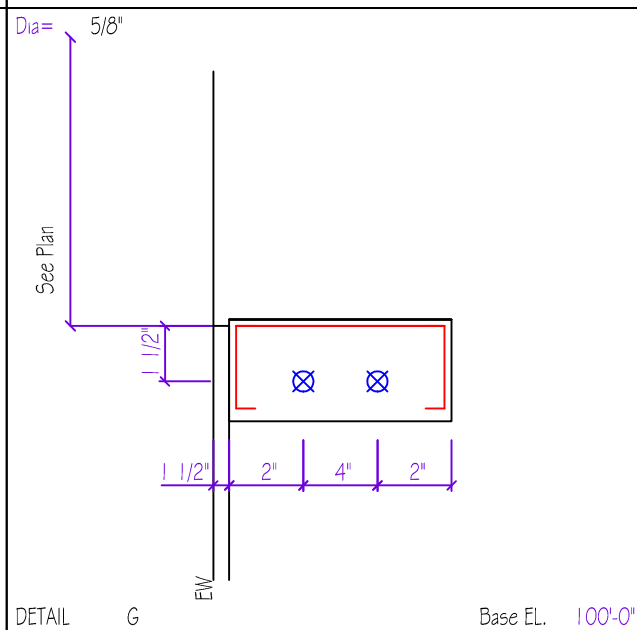
DETAIL D Base EL. 100'-0"



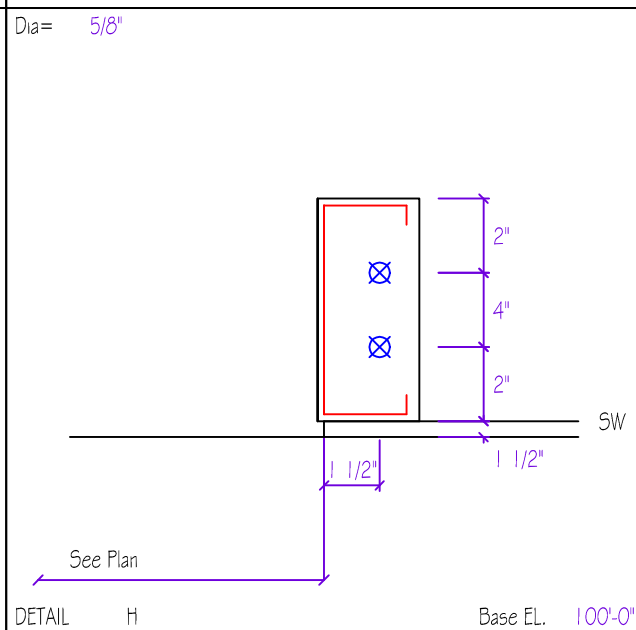
DETAIL E Base EL. 100'-0"



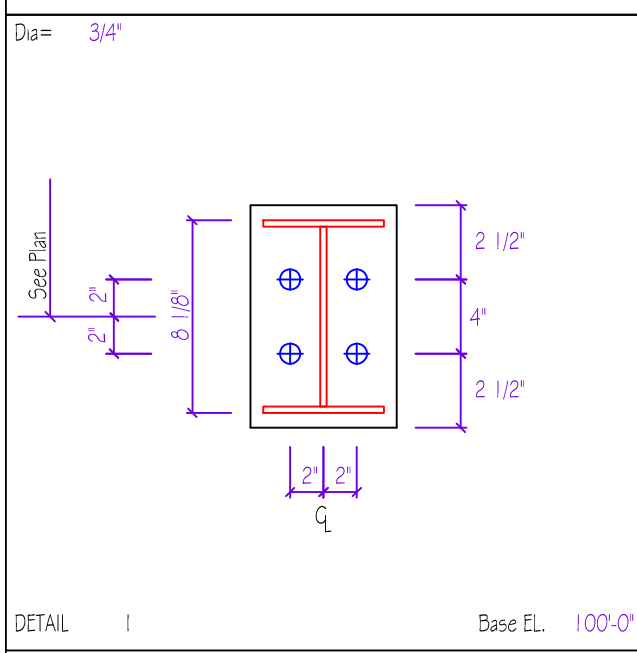
DETAIL F Base EL. 100'-0"



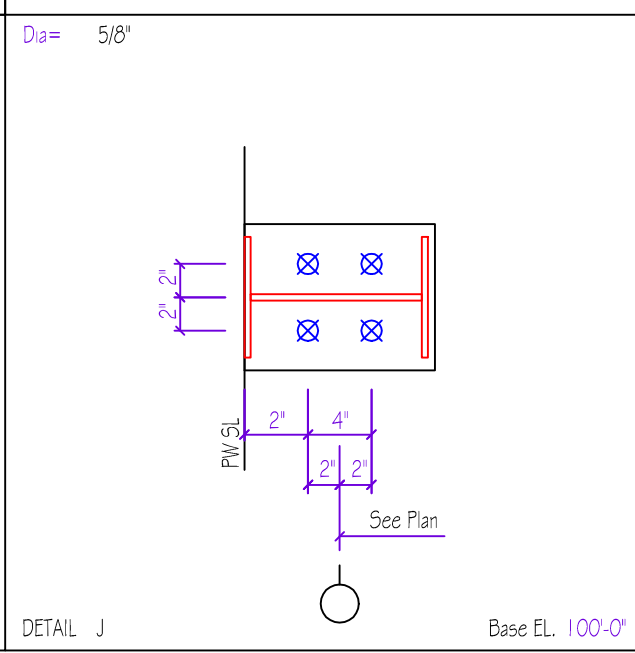
DETAIL G Base EL. 100'-0"



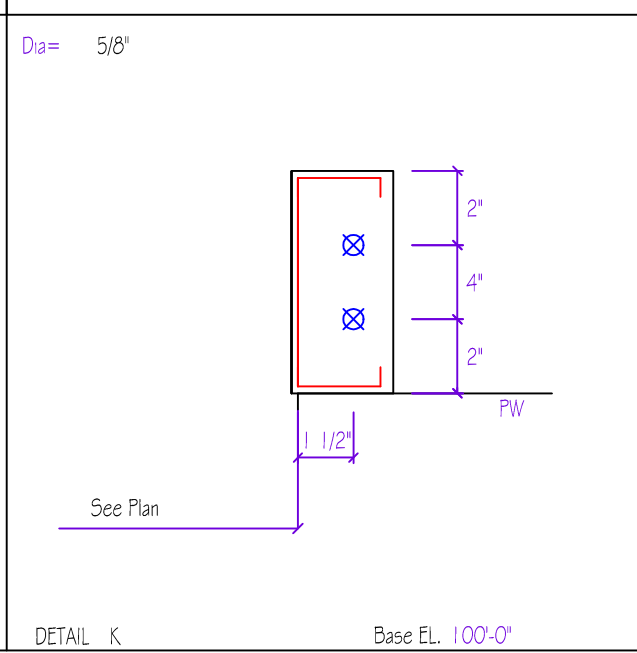
DETAIL H Base EL. 100'-0"



DETAIL I Base EL. 100'-0"



DETAIL J Base EL. 100'-0"



DETAIL K Base EL. 100'-0"

SPlice PLATE & BOLT TABLE									
Mark	Qty		Int	Type	Dia	Length	Width	Thick	Length
	Top	Bot							
SP-1	4	4	0	A325	0.750	1.75	6"	3/8"	2'-1 3/4"
SP-2	4	4	0	A325	0.750	1.75	6"	3/8"	2'-1 1/4"
SP-3	2	4	0	A325	0.750	2.00	6"	1/2"	1'-11"

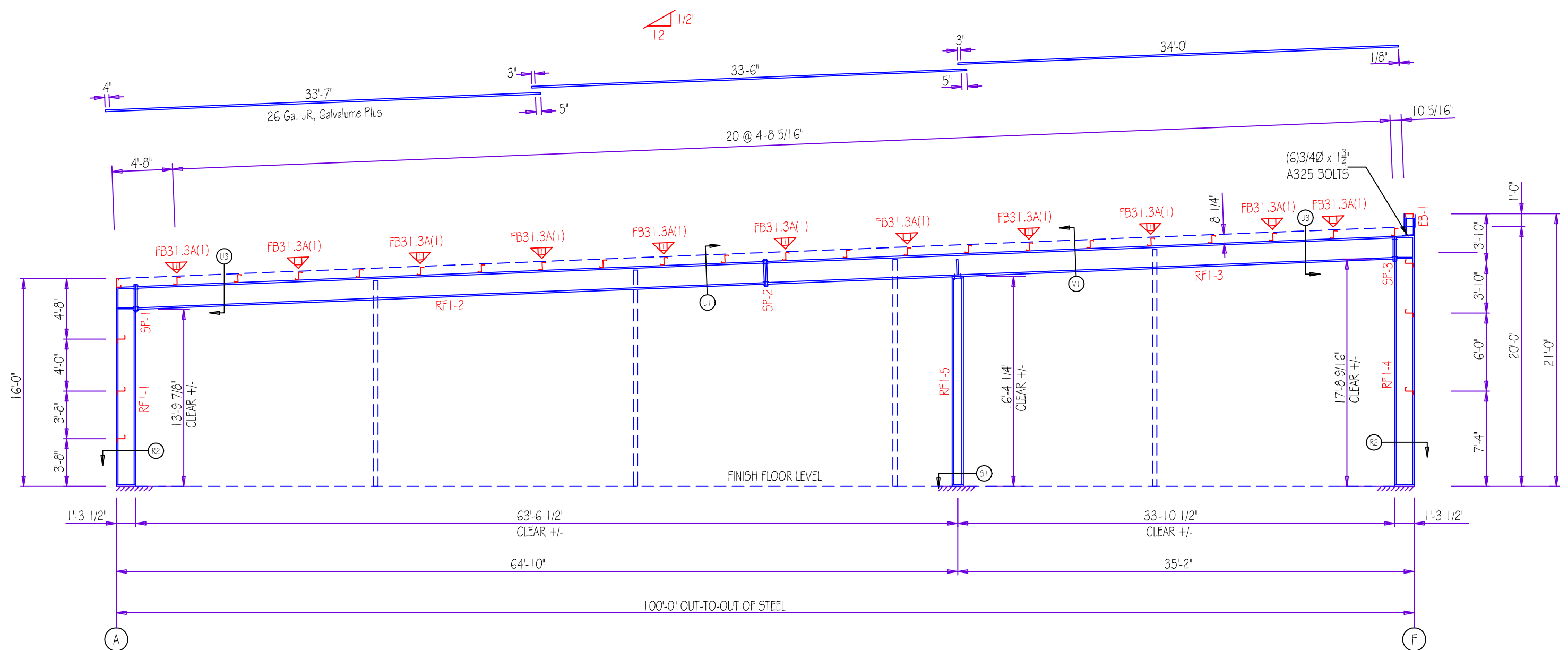
CAP PLATE BOLTS				
Mark	Qty	Type	Dia	Length
RF1-5	4	A325	0.625	1.75

FLANGE BRACES: Both Sides(U.N.)
 FBxxA(1): xx=length(in)
 A - L2x2x14G

NOTE: ALL FLANGE BRACE TO BE ON ONE SIDE ONLY UNLESS NOTED.

MEMBER TABLE										
Mark	Weight	Length	Web Depth		Web Plate		Outside Flange		Inside Flange	
			Start	End	Thick	Length	W x Thk x Length	W x Thk x Length		
RF1-1	302	15'-3 3/4"	15.0	15.0	0.135	15'-3 5/8"	6 x 1/4" x 15'-3"	6 x 1/4" x 13'-5 1/2"		
RF1-2	1010	48'-8 11/16"	18.0	18.0	0.135	19'-11 1/2"	6 x 1/4" x 1'-3 1/4"	6 x 1/4" x 13'-1 15/16"	6 x 1/4" x 41'-8"	
			18.0	18.0	0.135	19'-11 1/2"	6 x 3/8" x 21'-0"	6 x 1/4" x 14'-6"	6 x 1/4" x 7'-0 11/16"	
			18.0	18.0	0.135	8'-9 11/16"	6 x 1/4" x 14'-6"	6 x 1/4" x 9'-6"	6 x 3/8" x 16'-5 3/16"	
RF1-3	1008	48'-8 7/8"	18.0	18.0	0.135	19'-11 1/2"	6 x 1/4" x 41'-8"	6 x 1/4" x 7'-0"	6 x 1/4" x 22'-8 1/16"	
			18.0	18.0	0.135	19'-11 1/2"	6 x 1/4" x 7'-0"	6 x 1/4" x 17'-4 1/4"		
			18.0	18.0	0.135	8'-9"	6 x 3/8" x 1'-3 1/4"	6 x 1/4" x 19'-3"		
RF1-4	392	19'-3 7/8"	15.0	15.0	0.135	19'-3"				
RF1-5	309	16'-4 3/8"	W8X18							
EB-1	20	1'-4 3/16"	W8X10							

CONNECTION PLATES	
ID	Mark/Part
1	h1



RIGID FRAME ELEVATION: FRAME LINE 1

SPLICE PLATE & BOLT TABLE									
Mark	Qty		Int	Type	Dia	Length	Width	Thick	Length
	Top	Bot							
SP-1	4	4	0	A325	0.750	1.75	6"	3/8"	2'-7 3/4"
SP-2	4	4	0	A325	0.750	1.75	6"	3/8"	2'-7 1/4"
SP-3	2	4	0	A325	0.750	2.00	6"	1/2"	2'-5"

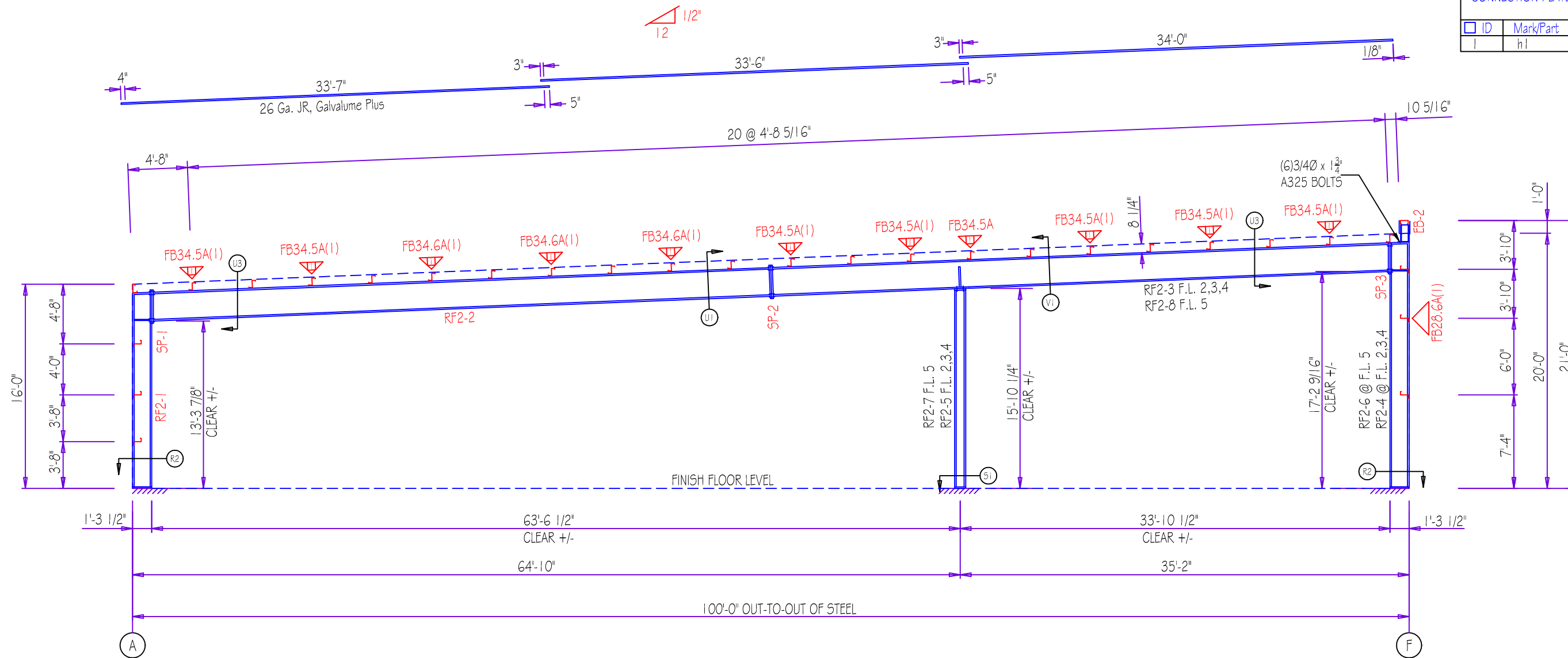
CAP PLATE BOLTS				
Mark	Qty	Type	Dia	Length
RF2-5	4	A325	0.625	1.75

FLANGE BRACES: Both Sides(U.N.)
 FBxxA(1): xx=length(in)
 A - L2x2x1/4G

NOTE: ALL FLANGE BRACE TO BE ON ONE SIDE ONLY UNLESS NOTED.

MEMBER TABLE								
Mark	Weight	Length	Web Depth		Web Plate		Outside Flange	Inside Flange
			Start/End	Thick	Length	W x Thk x Length	W x Thk x Length	
RF2-1	317	15'-3 3/4"	15.0/15.0	0.135	15'-3 5/8"	6 x 1/4" x 15'-3"	6 x 1/4" x 12'-11 1/2"	
RF2-2	1398	48'-8 11/16"	24.0/24.0	0.188	13'-8 15/16"	6 x 1/4" x 13'-1 15/16"	6 x 1/4" x 13'-2 15/16"	
			24.0/24.0	0.135	19'-11 1/2"	6 x 1/2" x 21'-0"	6 x 3/8" x 31'-0"	
			24.0/24.0	0.135	10'-0 1/2"	6 x 3/8" x 10'-0"	6 x 1/4" x 4'-6"	
			24.0/24.0	0.188	5'-0"	6 x 1/4" x 4'-6"	6 x 1/4" x 4'-6"	
RF2-3	1270	48'-8 7/8"	24.0/24.0	0.188	19'-11 1/2"	6 x 1/4" x 4'-8"	6 x 1/4" x 9'-6"	
			24.0/24.0	0.188	5'-5 7/16"	6 x 3/8" x 16'-4 15/16"	6 x 3/8" x 31'-0"	
			24.0/24.0	0.135	19'-11 1/2"	6 x 1/4" x 22'-8 1/16"	6 x 1/4" x 22'-8 1/16"	
			24.0/24.0	0.135	3'-3 1/2"	6 x 1/4" x 7'-0"	6 x 1/4" x 7'-0"	
RF2-4	396	19'-3 7/8"	15.0/15.0	0.135	19'-3"	6 x 3/8" x 1'-3 1/4"	6 x 1/4" x 16'-10 1/4"	
RF2-5	300	15'-10 3/8"	W8X18					
EB-2	29	1'-8 7/16"	W8X10					

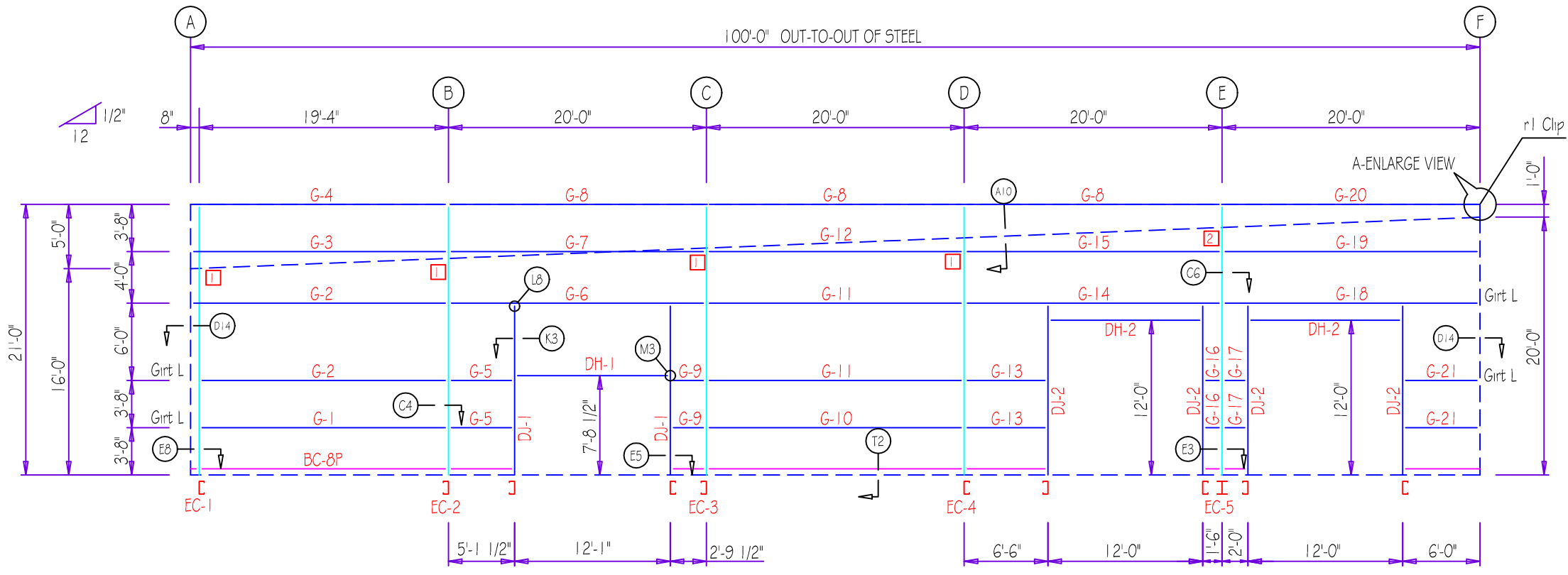
CONNECTION PLATES	
ID	Mark/Part
1	h1



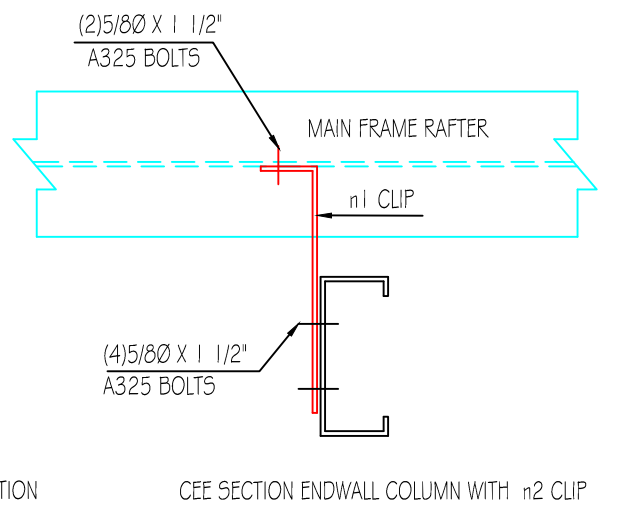
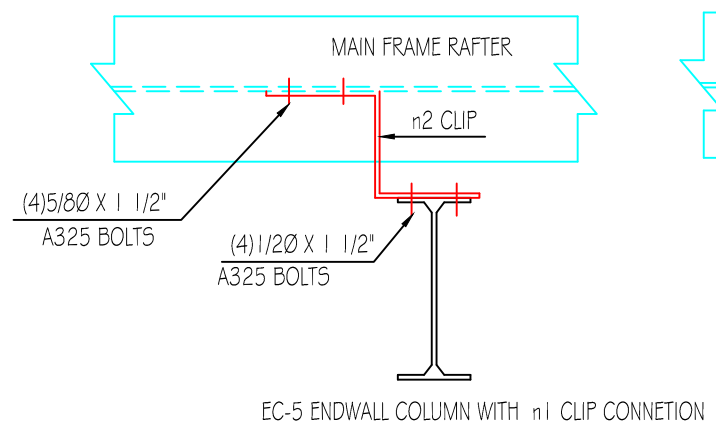
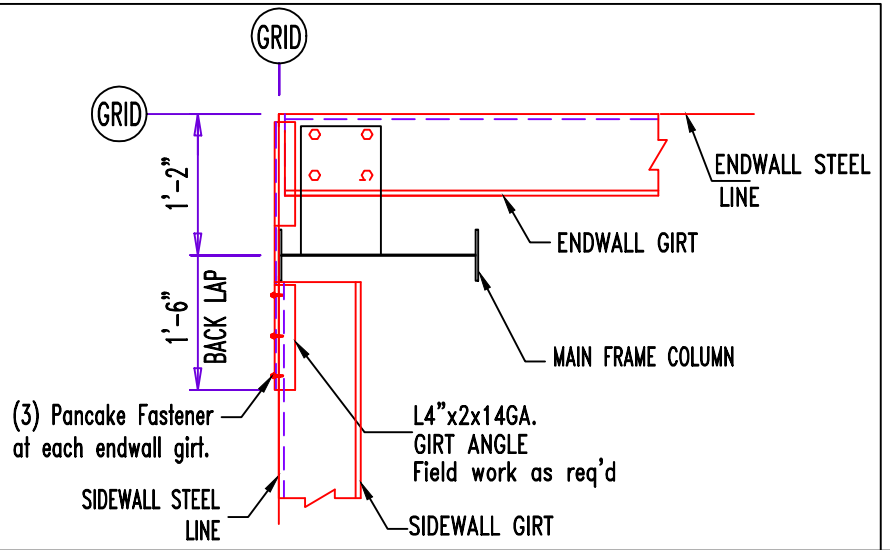
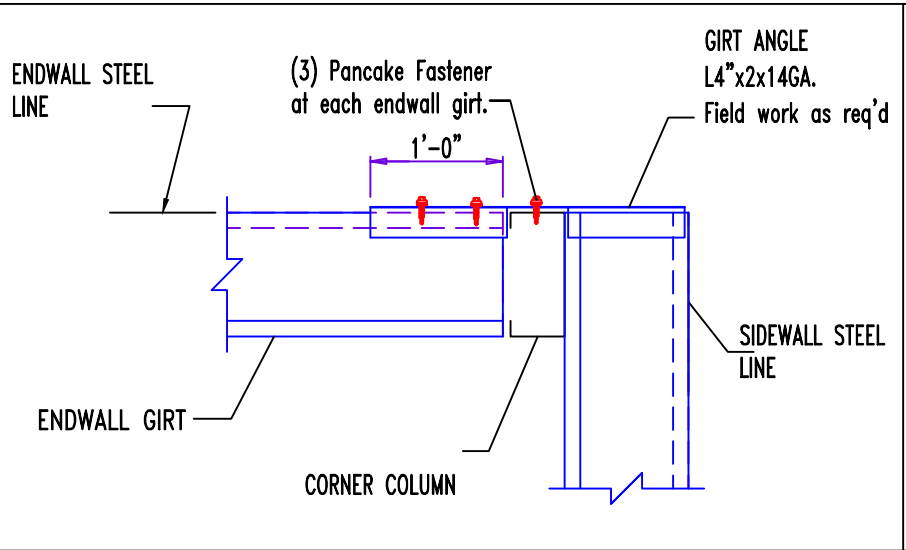
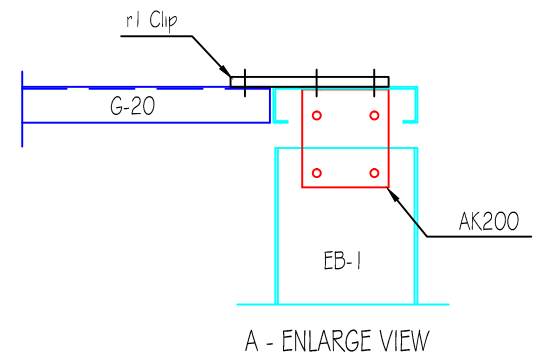
RIGID FRAME ELEVATION: FRAME LINE 2 3 4 5

CONNECTION PLATES FRAME LINE 1	
ID	MARK/PART
1	n1
2	n2

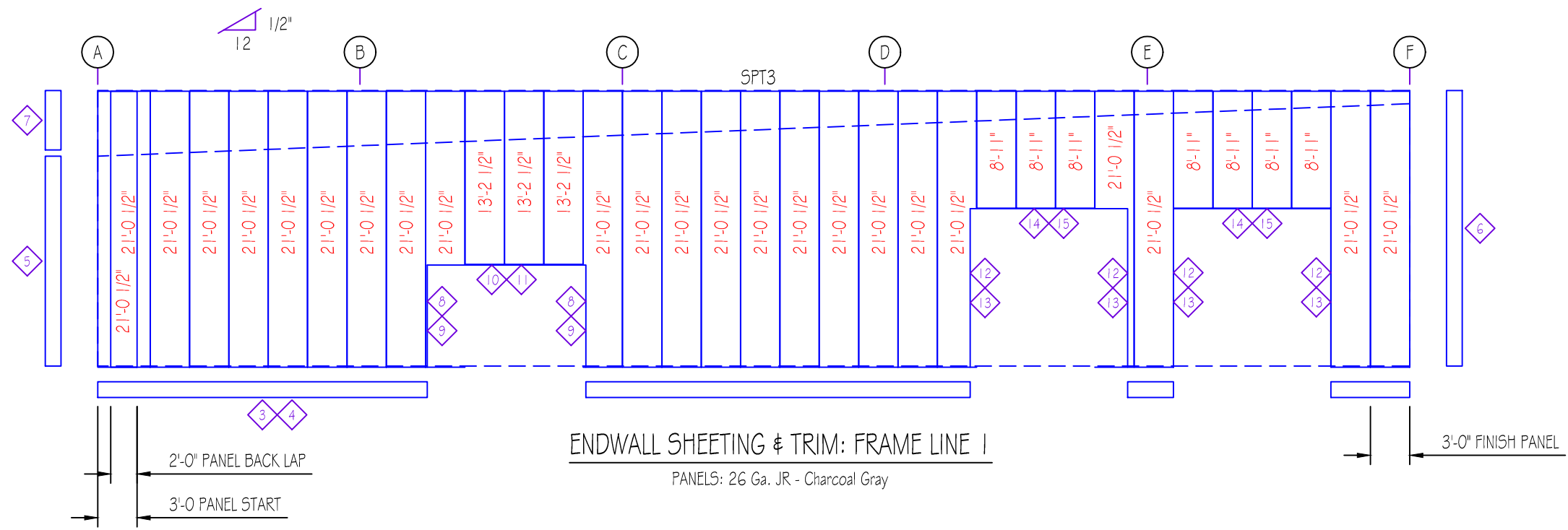
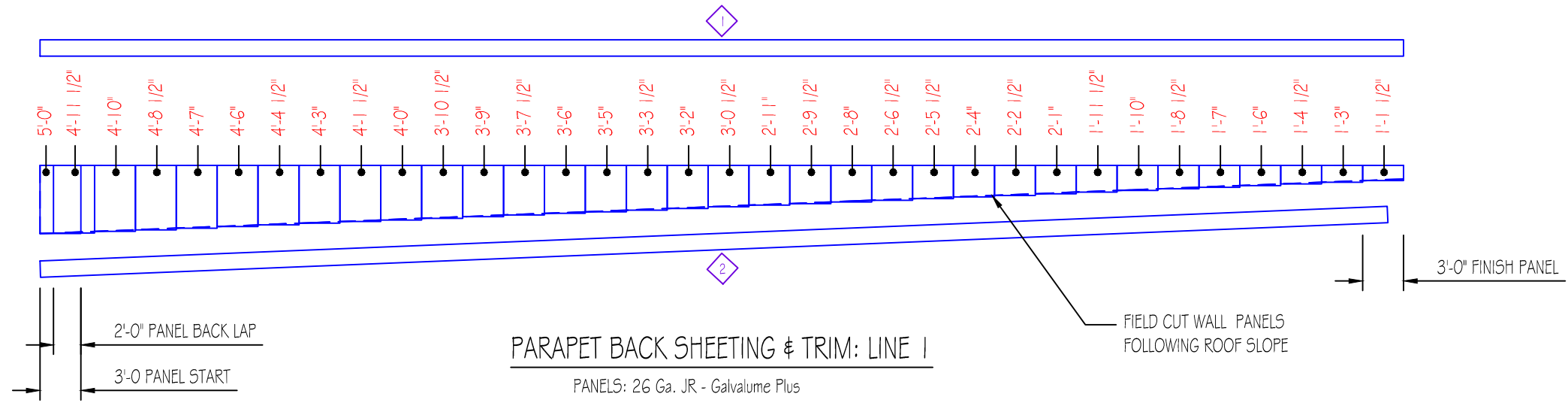
MEMBER TABLE FRAME LINE 1		
MARK	PART	LENGTH
EC-1	8X35C12	21'-0"
EC-2	8X35C12	21'-0"
EC-3	8X35C12	21'-0"
EC-4	8X35C12	21'-0"
EC-5	W8X10	21'-0"
DJ-1	8X35C16	13'-4"
DJ-2	8X35C16	13'-4"
DH-1	8X35C16	12'-1"
DH-2	8X35C16	12'-0"
G-1	8X25Z16	18'-8"
G-2	8X25Z14	18'-8"
G-3	8X25Z12	18'-8"
G-4	8X25C16	19'-11 1/2"
G-5	8X25Z16	4'-9"
G-6	8X25Z12	19'-7 3/4"
G-7	8X35Z14	19'-7 3/4"
G-8	8X25C16	19'-11 1/2"
G-9	8X25Z16	2'-1 1/4"
G-10	8X25Z16	19'-11 1/2"
G-11	8X25Z14	19'-11 1/2"
G-12	8X35Z14	19'-11 1/2"
G-13	8X25Z16	5'-9 3/4"
G-14	8X25Z12	19'-4"
G-15	8X35Z14	19'-4"
G-16	8X25Z16	9 3/4"
G-17	8X25Z16	1'-3 3/4"
G-18	8X25Z12	19'-7 3/4"
G-19	8X25Z16	19'-3 1/2"
G-20	8X25C16	19'-11 1/2"
G-21	8X25Z16	5'-7 1/2"

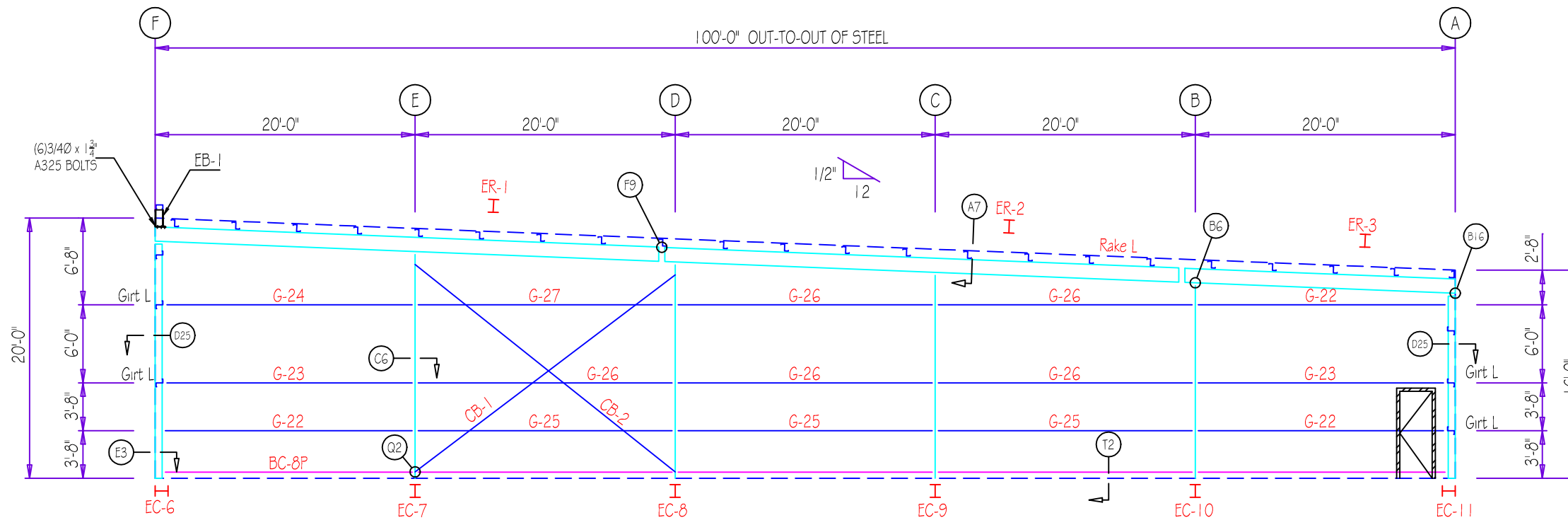


ENDWALL FRAMING: FRAME LINE 1



TRIM TABLE			
FRAME LINE I			
ID	MARK	LENGTH	DETAIL
1	SPT3	21'-0"	
2	SPT6	21'-0"	
3	TB-101	21'-0"	TRIM_68
4	TB-101	SCRAP	TRIM_68
5	TC-101	16'-0"	TRIM_323
6	TC-101	21'-0"	TRIM_323
7	TC-101	5'-0"	TRIM_323
8	MT-116	8'-0 1/2"	TRIM_242
9	TF-102	8'-2 1/2"	TRIM_239
10	MT-116	12'-5"	TRIM_235
11	TF-100	12'-7"	TRIM_232
12	MT-116	12'-4"	TRIM_242
13	TF-102	12'-6"	TRIM_239
14	MT-116	12'-4"	TRIM_235
15	TF-100	12'-6"	TRIM_232





ENDWALL FRAMING: FRAME LINE 6

**BOLT TABLE
FRAME LINE 6**

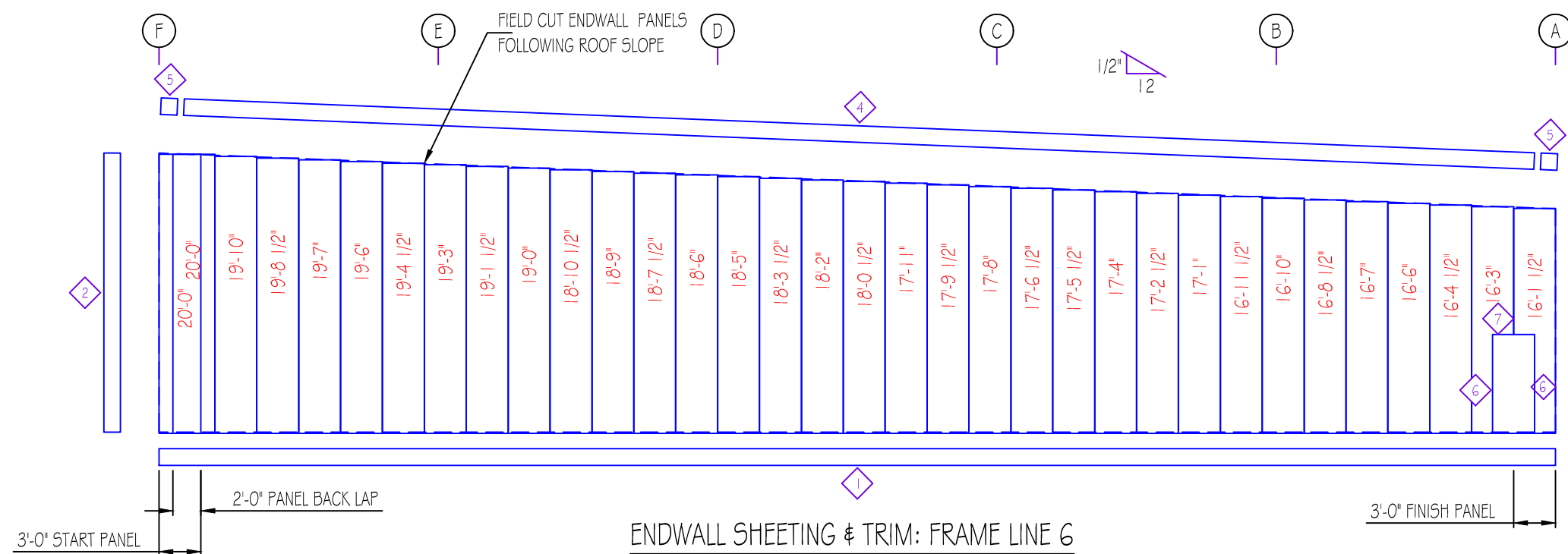
LOCATION	QUAN	TYPE	DIA	LENGTH
ER-1/ER-2	8	A325	1/2"	1 1/2"
ER-2/ER-3	8	A325	1/2"	1 1/2"
Cor. Column/Raf	4	A325	5/8"	2"
Int. Column/Raf	2	A325	5/8"	1 1/2"

**TRIM TABLE
FRAME LINE 6**

ID	MARK	LENGTH	DETAIL
1	TB-101	21'-0"	TRIM_68
2	TC-101	20'-0"	TRIM_323
3	TC-101	16'-0"	TRIM_323
4	FL-16	20'-8 3/16"	TRIM_229
5	FL-16A	6"	TRIM_352
6	TF-102	7'-6"	TRIM_239
7	TF-100	3'-6"	TRIM_232

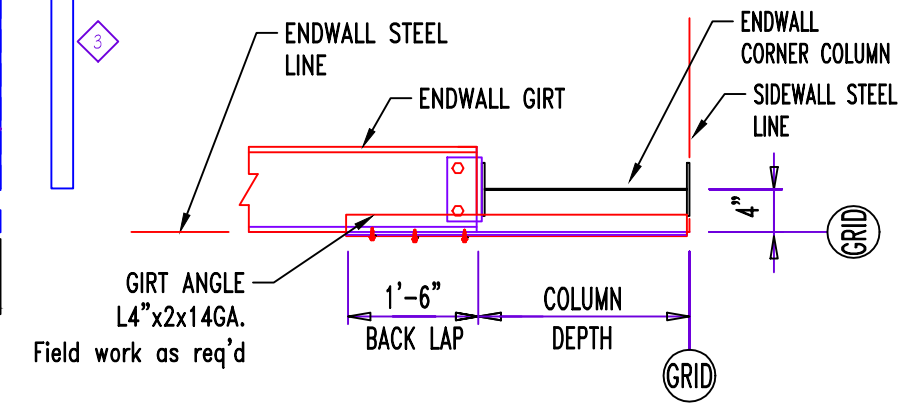
**MEMBER TABLE
FRAME LINE 6**

MARK	PART	LENGTH
EC-6	W8X10	18'-5 11/16"
EC-7	W8X10	17'-7"
EC-8	W8X10	16'-9 7/16"
EC-9	W8X10	15'-11 13/16"
EC-10	W8X10	15'-2 3/16"
EC-11	W8X10	14'-6"
ER-1	W10X12	38'-6"
ER-2	W10X12	40'-5 13/16"
ER-3	W10X12	21'-0 1/4"
G-22	8X25Z16	18'-11 7/8"
G-23	8X25Z14	18'-11 7/8"
G-24	8X25Z12	18'-11 7/8"
G-25	8X25Z16	19'-4"
G-26	8X25Z14	19'-4"
G-27	8X25Z14	19'-4"
CB-1	0.25_CBL	24'-0 1/4"
CB-2	0.25_CBL	24'-6 1/4"



ENDWALL SHEETING & TRIM: FRAME LINE 6

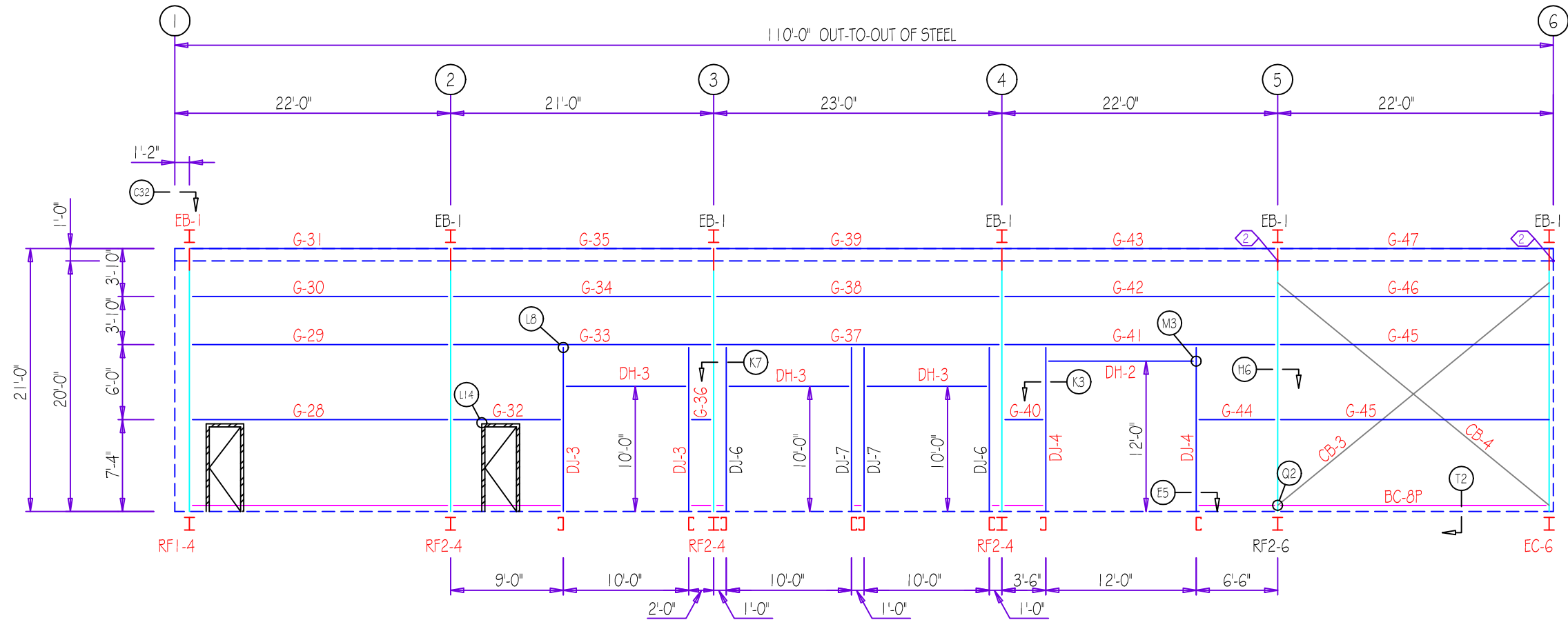
PANELS: 26 Ga. JR - Charcoal Gray



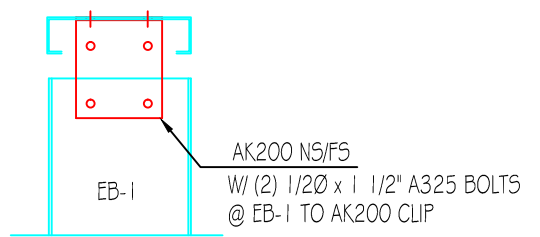
BOLT TABLE FRAME LINE F				
LOCATION	QUAN	TYPE	DIA	LENGTH
EB-1	6	A325	3/4"	1 3/4"

SPECIAL BOLTS					
ID	QUAN	TYPE	DIA	LENGTH	WASH
2	4	A307	1/2"	1 1/4"	0

MEMBER TABLE FRAME LINE F		
MARK	PART	LENGTH
EB-1	W8X10	1'-4 3/16"
DJ-3	8X35C16	13'-4"
DJ-4	8X35C16	13'-4"
DJ-6	8X35C16	13'-4"
DJ-7	8X35C16	13'-4"
DH-2	8X35C16	12'-0"
DH-3	8X35C16	10'-0"
G-28	8X25Z12	20'-3 1/4"
G-29	8X25Z14	20'-3 1/4"
G-30	8X25Z16	20'-3 1/4"
G-31	8X25C16	21'-11 7/16"
G-32	8X25Z16	8'-4 3/8"
G-33	8X35Z12	20'-5 1/4"
G-34	8X25Z16	20'-5 1/4"
G-35	8X25C16	20'-11 5/16"
G-36	8X25Z16	1'-4 3/8"
G-37	8X35Z12	22'-5 1/4"
G-38	8X25Z14	22'-5 1/4"
G-39	8X25C16	22'-11 5/16"
G-40	8X25Z16	2'-10 3/8"
G-41	8X35Z12	21'-5 1/4"
G-42	8X25Z14	21'-5 1/4"
G-43	8X25C16	21'-11 5/16"
G-44	8X25Z16	5'-10 3/8"
G-45	8X25Z12	21'-0 3/8"
G-46	8X25Z14	21'-0 3/8"
G-47	8X25C16	21'-11 1/2"
CB-3	0.50_CBL	25'-4 1/2"
CB-4	0.50_CBL	25'-7 3/4"

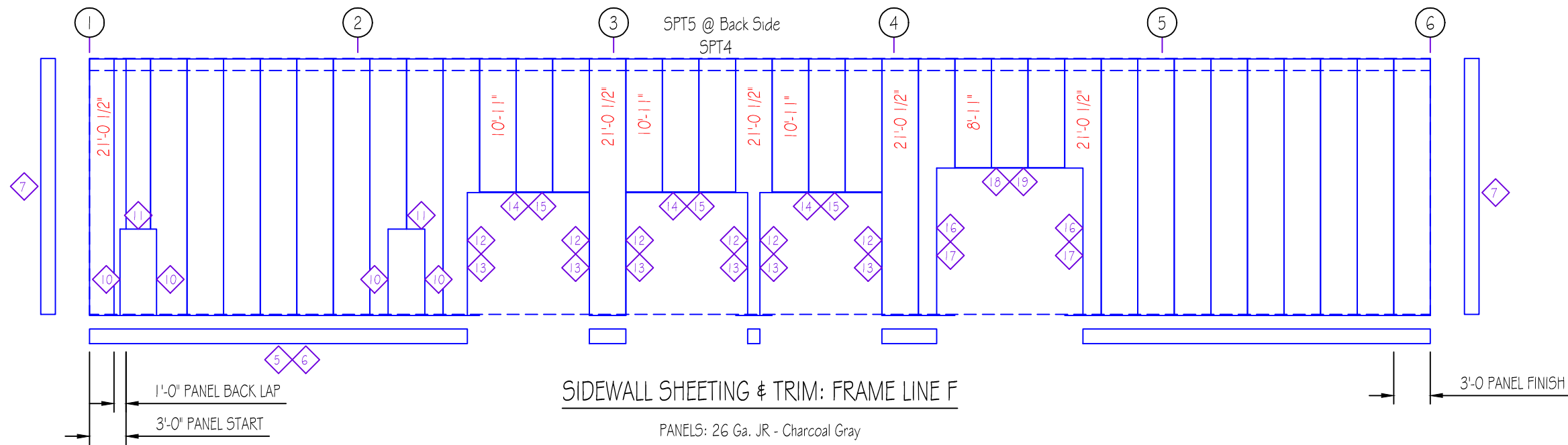


SIDEWALL FRAMING: FRAME LINE F

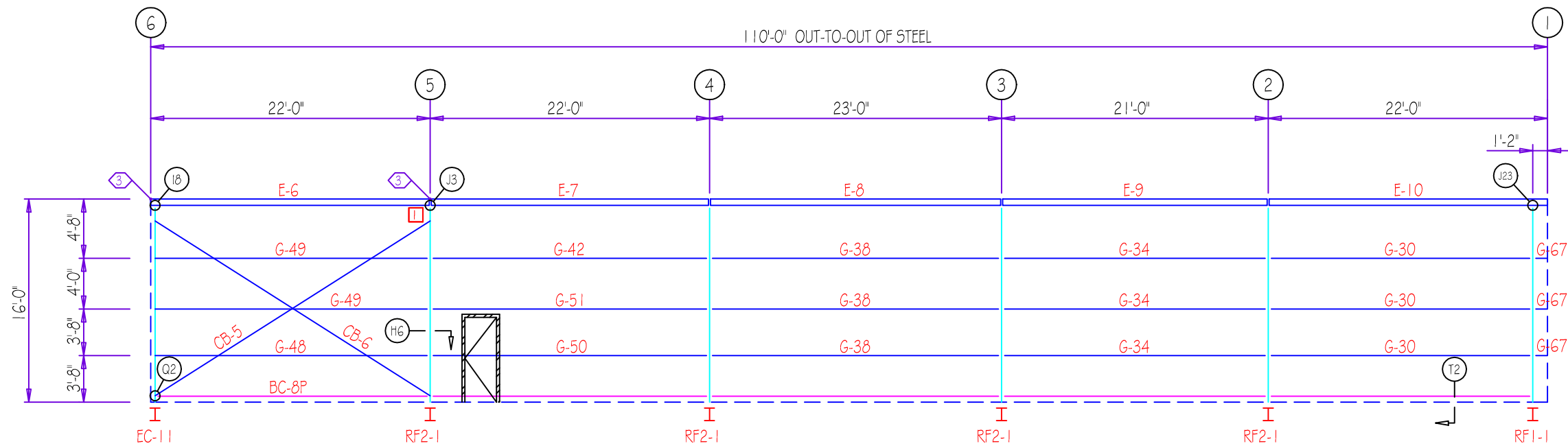


EB-1 TO TOP GIRTS CONNECTION

TRIM TABLE FRAME LINE F			
ID	PART	LENGTH	DETAIL
5	TB-101	21'-0"	TRIM_68
6	TB-101	SCRAP	TRIM_68
7	TC-101	21'-0"	TRIM_323
10	TF-102	7'-6"	TRIM_239
11	TF-100	3'-6"	TRIM_232
12	MT-116B	10'-4"	TRIM_242
13	TF-102	10'-6"	TRIM_239
14	MT-116B	10'-4"	TRIM_235
15	TF-100	10'-6"	TRIM_232
16	MT-116B	12'-4"	TRIM_242
17	TF-102	12'-6"	TRIM_239
18	MT-116B	12'-4"	TRIM_235
19	TF-100	12'-6"	TRIM_232



DOWNSPOUT LOCATIONS



SIDEWALL FRAMING: FRAME LINE A

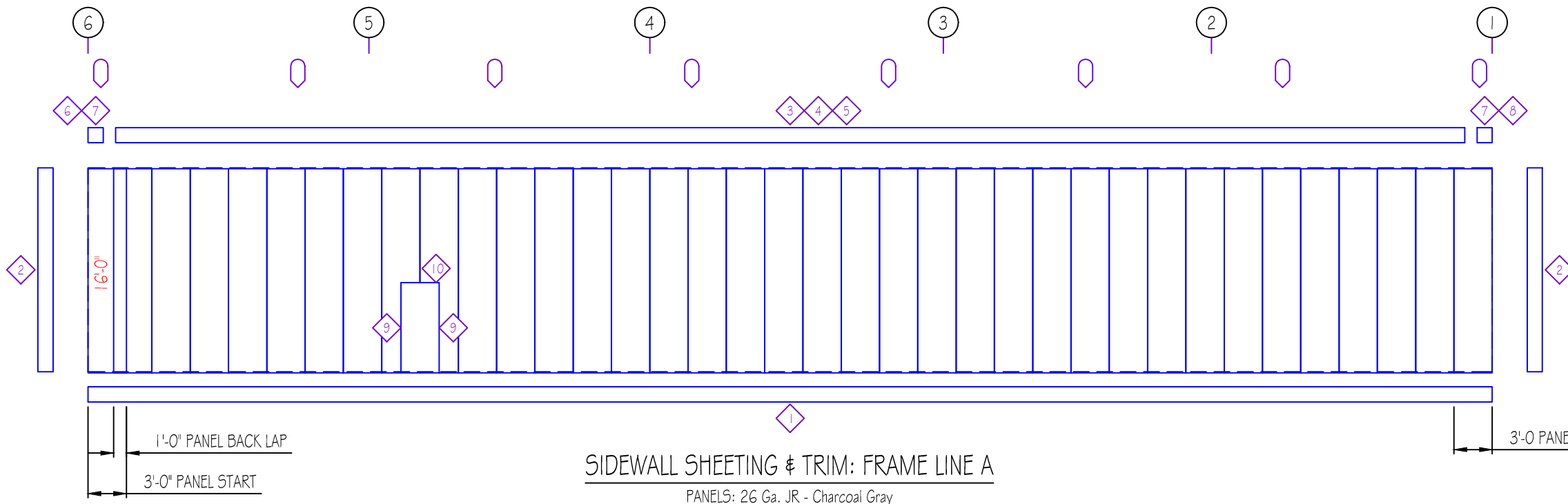
NOTE: GUTTER STRAP GS-121 TO BE PLACE AT 2'-0" ON CENTER.

TRIM TABLE FRAME LINE A			
ID	PART	LENGTH	DETAIL
1	TB-101	21'-0"	TRIM_68
2	TC-101	16'-0"	TRIM_323
3	FL-18D	20'-0"	TRIM_360
4	GC-100	20'-0"	TRIM_316
5	GS-121	9"	TRIM_995
6	FL18A-L	6"	TRIM_351
7	2FL-16C	6"	TRIM_350
8	FL18A-R	6"	TRIM_351
9	TF-102	7'-6"	TRIM_239
10	TF-100	3'-6"	TRIM_232

SPECIAL BOLTS					
ID	QUAN	TYPE	DIA	LENGTH	WASH
3	4	A307	1/2"	1 1/4"	2

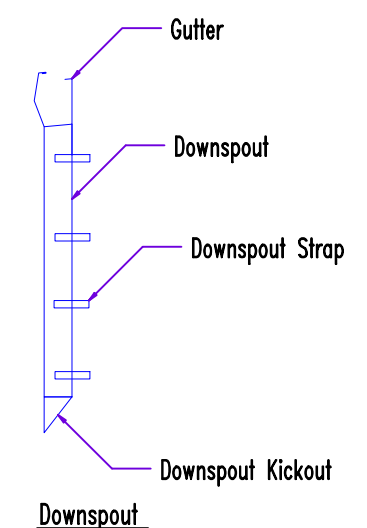
MEMBER TABLE FRAME LINE A		
MARK	PART	LENGTH
E-6	E085341L	21'-11 1/2"
E-7	E085341L	21'-11 1/2"
E-8	E085341L	22'-11 1/2"
E-9	E085341L	20'-11 1/2"
E-10	E085341L	21'-11 1/2"
G-30	8X25Z16	20'-3 1/4"
G-34	8X25Z16	20'-5 1/4"
G-38	8X25Z14	22'-5 1/4"
G-42	8X25Z14	21'-5 1/4"
G-48	8X25Z16	21'-0 3/8"
G-49	8X25Z14	21'-0 3/8"
G-50	8X25Z16	21'-5 1/4"
G-51	8X25Z12	21'-5 1/4"
G-67	8X25Z16	10 3/8"
CB-5	0.50_CBL	23'-3 1/2"
CB-6	0.50_CBL	23'-0 3/4"

CONNECTION PLATES FRAME LINE A	
ID	MARK/PART
1	AA301

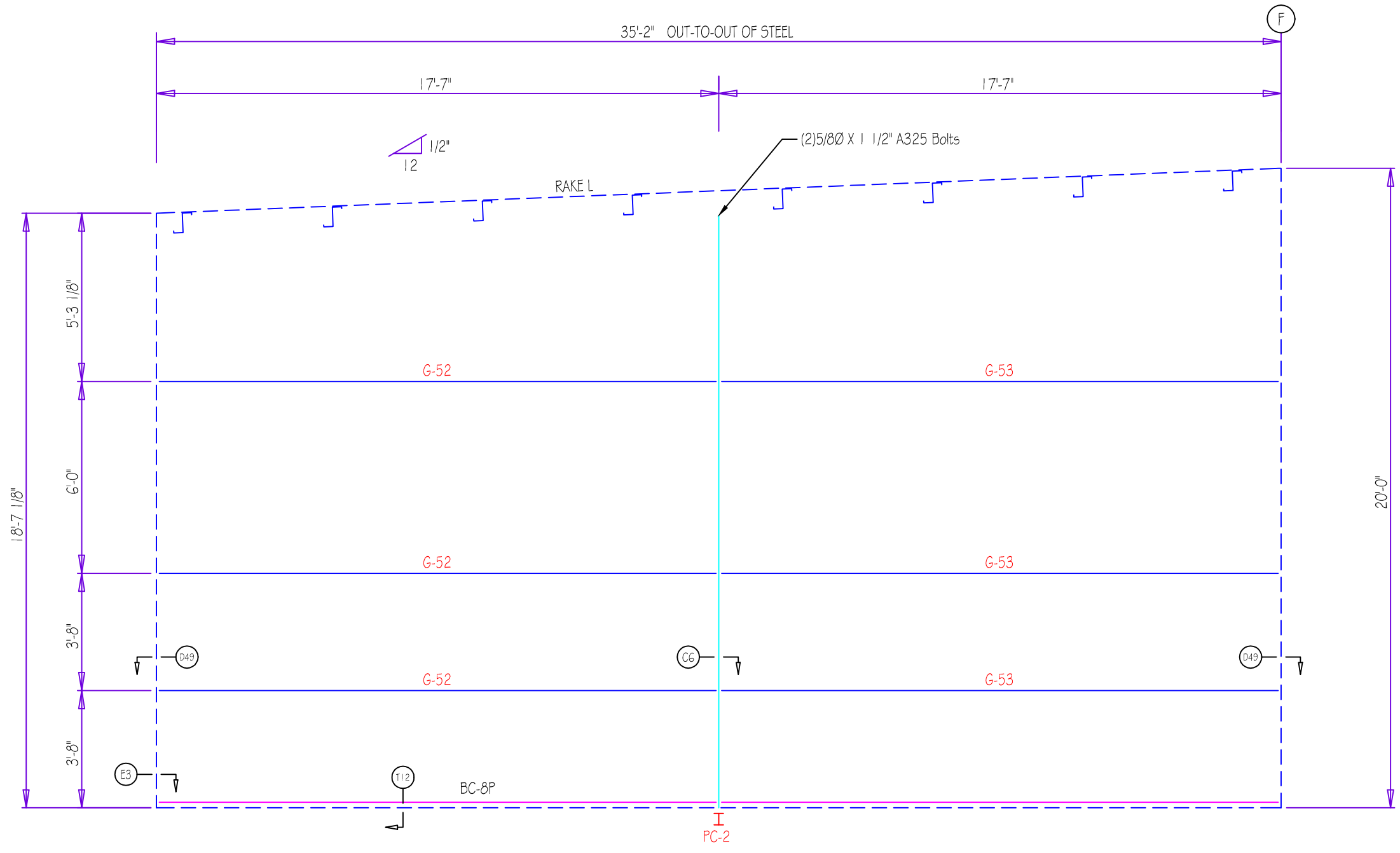


SIDEWALL SHEETING & TRIM: FRAME LINE A

PANELS: 26 Ga. JR - Charcoal Gray

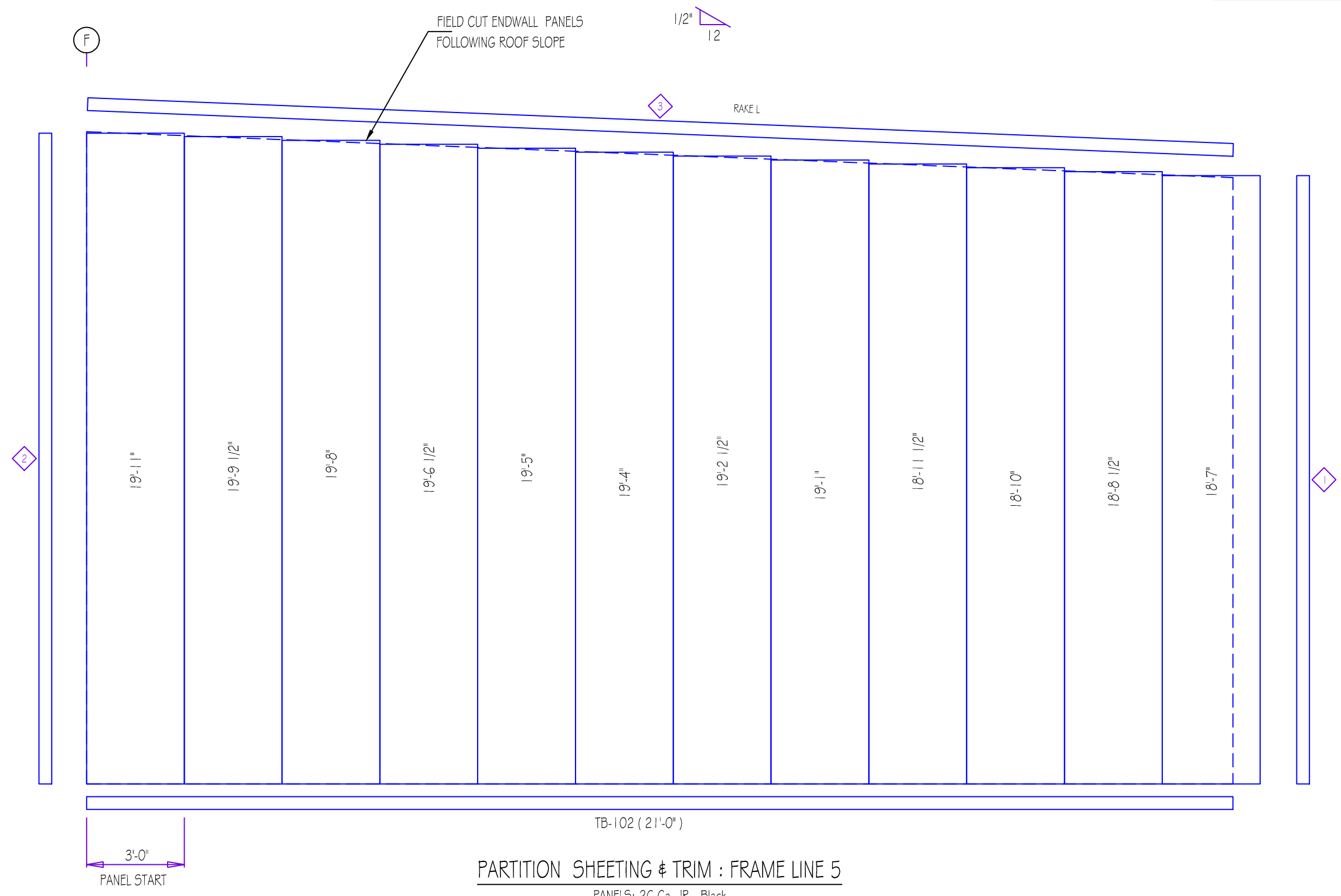


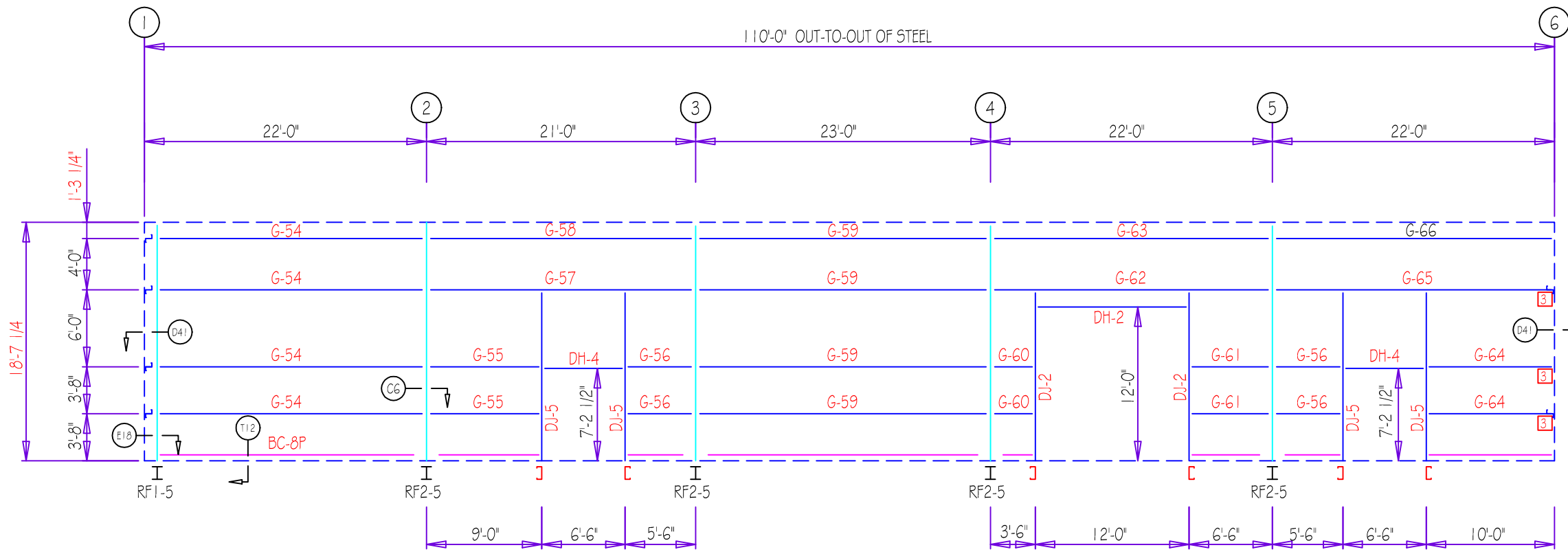
MEMBER TABLE PARTITION I	
MARK	PART
PC-2	W8X10
G-52	8X25Z16
G-53	8X25Z16



PARTITION FRAMING : FRAME LINE 5

TRIM TABLE			
PARTITION 1			
ID	PART	LENGTH	DETAIL
1	SPT1	19'-1"	
2	SPT2	21'-0"	
3	MT-106	21'-0"	



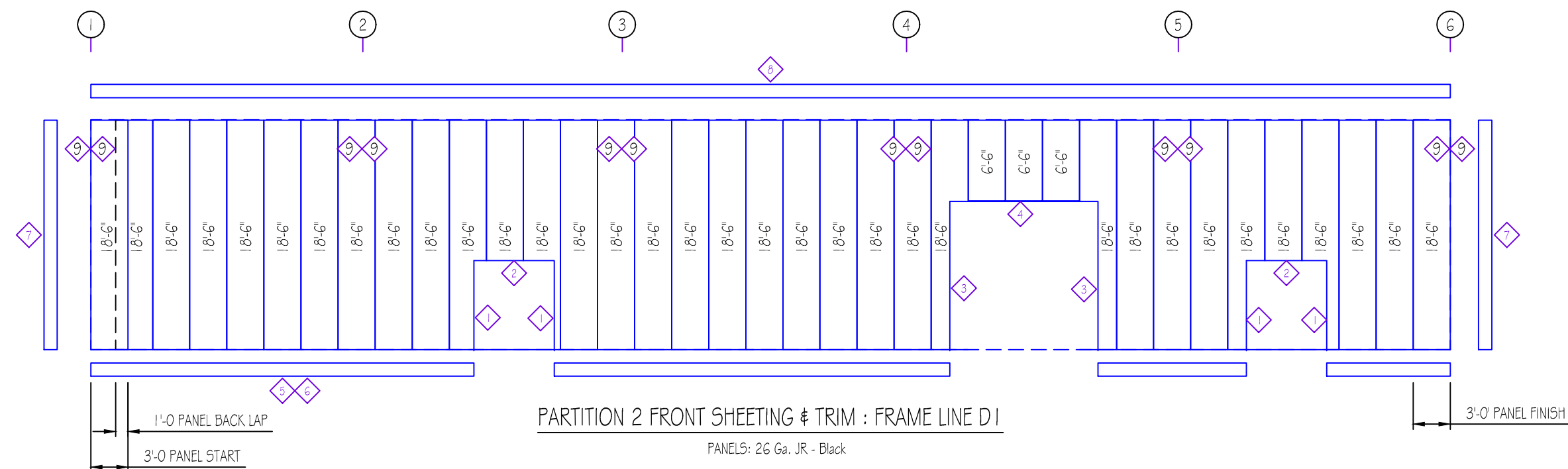


PARTITION FRAMING : FRAME LINE D1

TRIM TABLE PARTITION 2			
ID	PART	LENGTH	DETAIL
1	TF-102	7'-8 1/2"	TRIM_239
2	TF-100	7'-0"	TRIM_232
3	TF-102	12'-6"	TRIM_239
4	TF-100	12'-6"	TRIM_232
5	TB-102	21'-0"	TRIM_999
6	TB-102	SCRAP	TRIM_999
7	SPT1	19'-1"	
8	MT-106	21'-0"	
9	TF-103	19'-1"	TRIM_340

CONNECTION PLATES PARTITION 2	
ID	MARK/PART
3	AA301

MEMBER TABLE PARTITION 2	
MARK	PART
DJ-2	8X35C16
DJ-5	8X35C16
DH-2	8X35C16
DH-4	8X35C16
G-54	8X25Z16
G-55	8X25Z16
G-56	8X25Z16
G-57	8X25Z16
G-58	8X25Z16
G-59	8X25Z16
G-60	8X25Z16
G-61	8X25Z16
G-62	8X25Z16
G-63	8X25Z16
G-64	8X25Z16
G-65	8X25Z16
G-66	8X25Z16

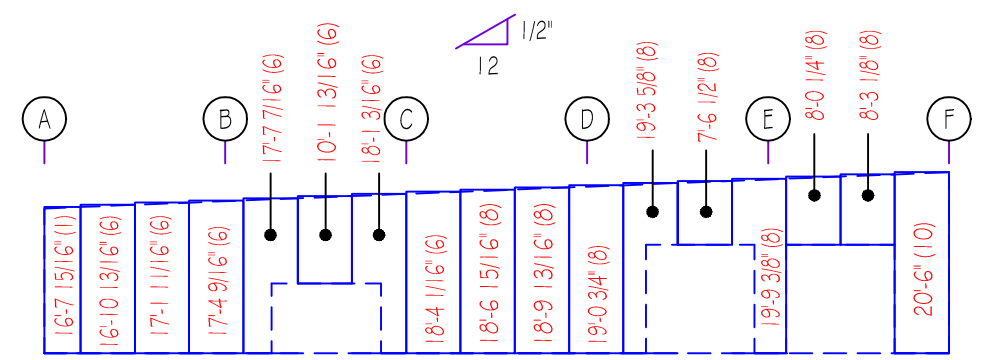


PARTITION 2 FRONT SHEETING & TRIM : FRAME LINE D1

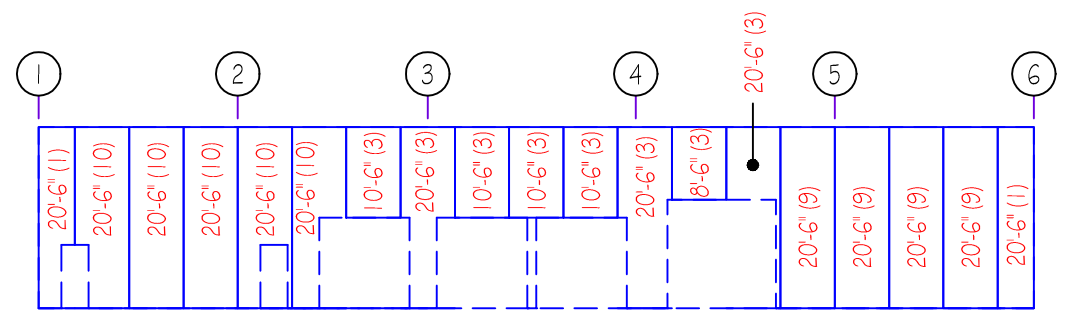
PANELS: 26 Ga. JR - Black

INSULATION TABLE FRAME LINE I F G A				
ROLL	QUAN	MARK	WIDTH	LENGTH
1	1	WI-1	4'-0"	111'-1 15/16"
2	1	WI-2	6'-0"	66'-0"
3	1	WI-3	6'-0"	112'-0"
4	1	WI-4	6'-0"	115'-6"
5	1	WI-5	6'-0"	115'-6 3/4"
6	1	WI-6	6'-0"	115'-7 9/16"
7	1	WI-7	6'-0"	115'-8 7/8"
8	1	WI-8	6'-0"	119'-4 5/16"
9	1	WI-9	6'-0"	122'-5 1/4"
10	1	WI-10	6'-0"	123'-0"
11	1	WI-11	6'-0"	123'-10 13/16"

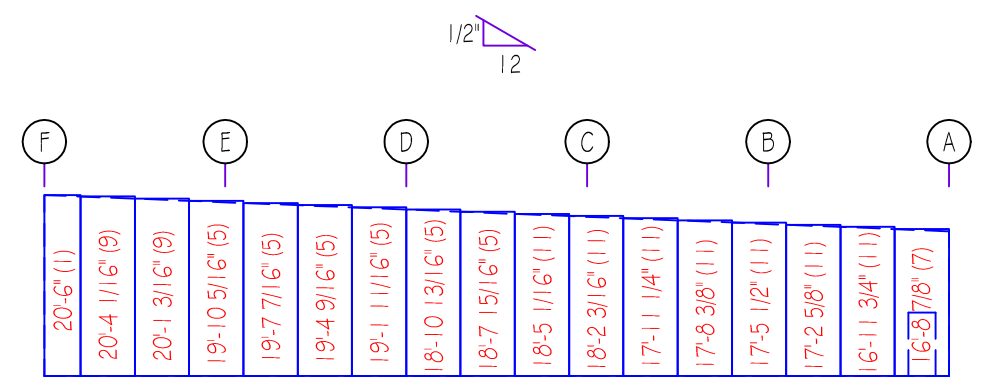
LEGEND:
111'-1 15/16" (1)
Length (Roll #)



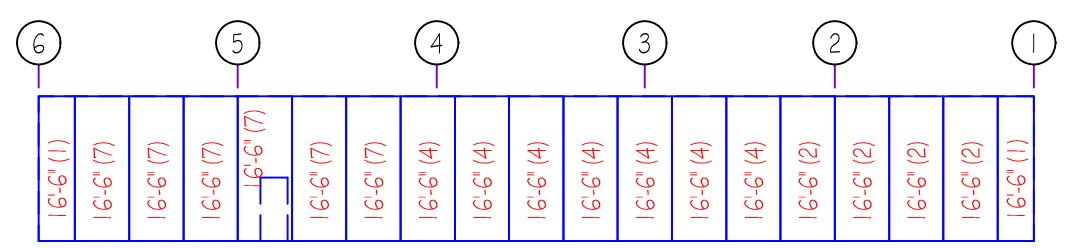
ENDWALL INSULATION: FRAME LINE I
INSULATION: 4.00" Thick VR



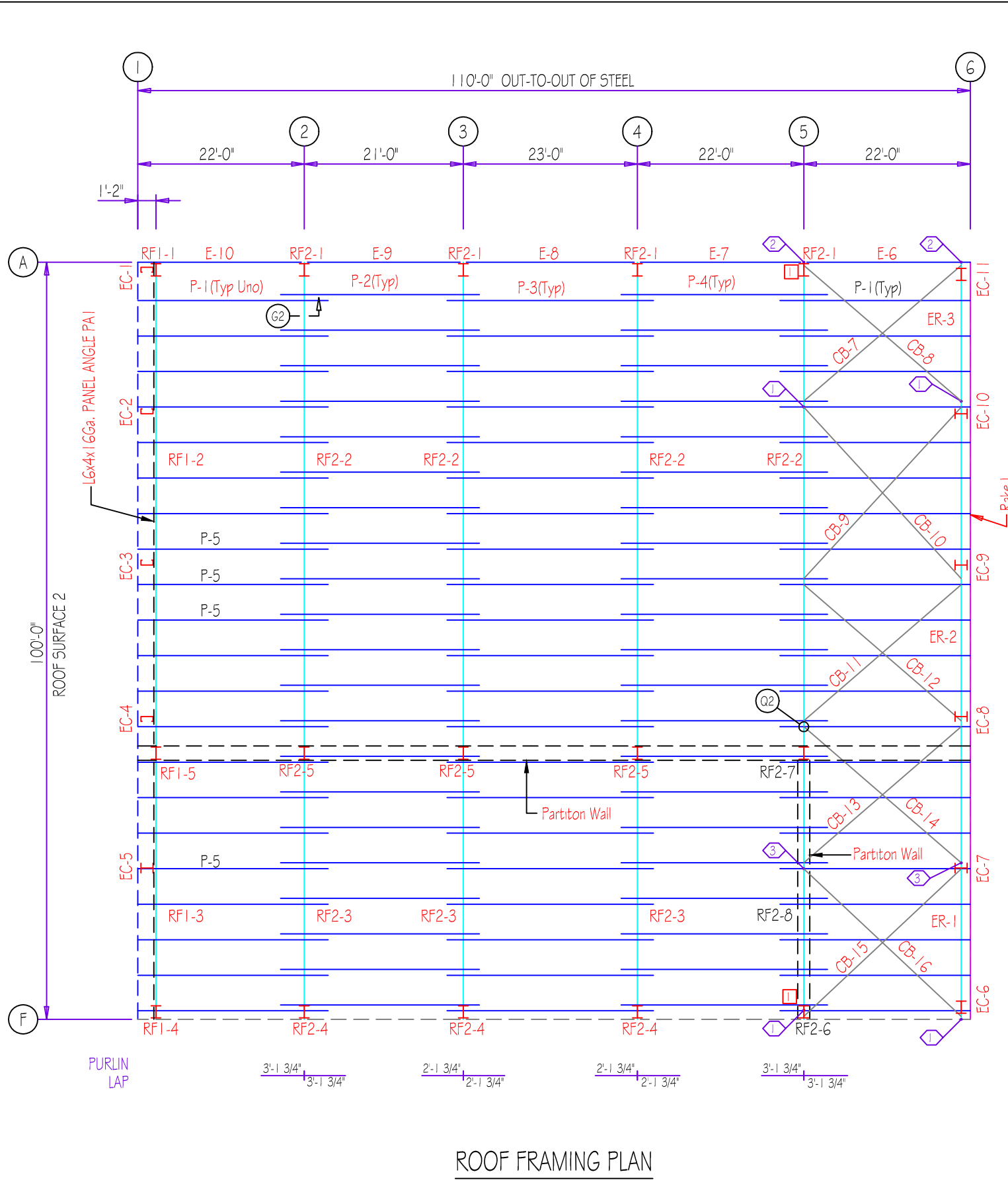
SIDEWALL INSULATION: FRAME LINE F
INSULATION: 4.00" Thick VR



ENDWALL INSULATION: FRAME LINE G
INSULATION: 4.00" Thick VR



SIDEWALL INSULATION: FRAME LINE A
INSULATION: 4.00" Thick VR



ROOF FRAMING PLAN

ROOF SHEETING

PANELS: 26 Ga. JR Galvalume Plus

SPECIAL BOLTS ROOF PLAN

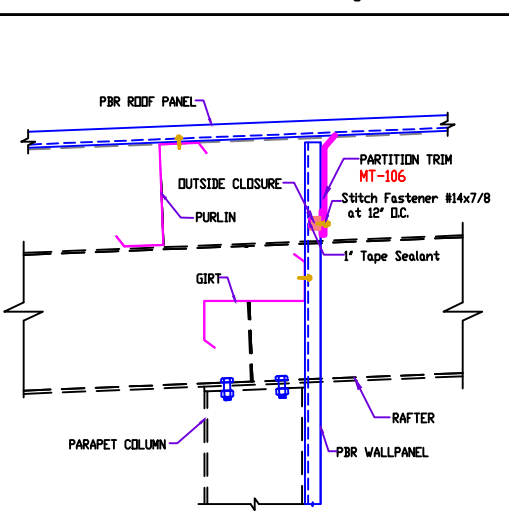
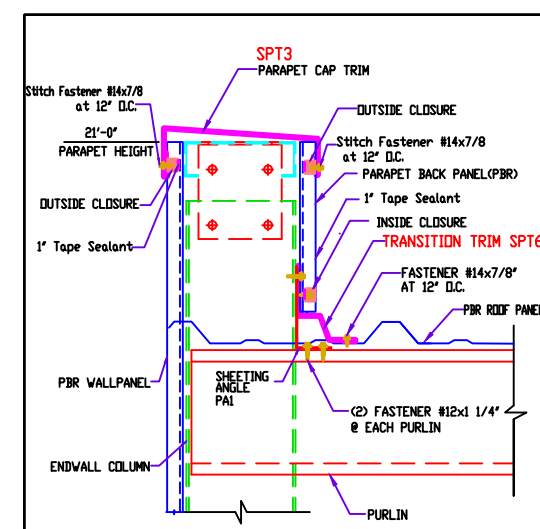
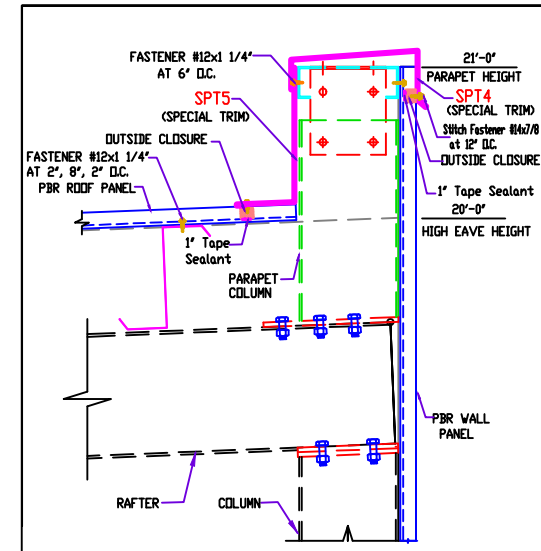
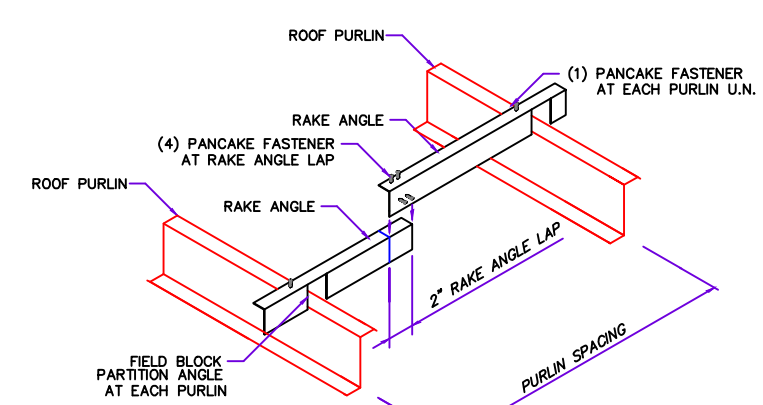
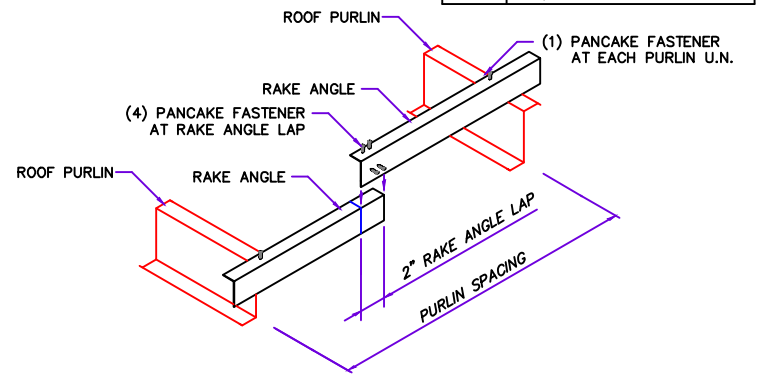
ID	QUAN	TYPE	DIA	LENGTH	WASH
1	4	A307	1/2"	1 1/4"	0
2	4	A307	1/2"	1 1/4"	2
3	2	A325	1/2"	1 1/4"	2

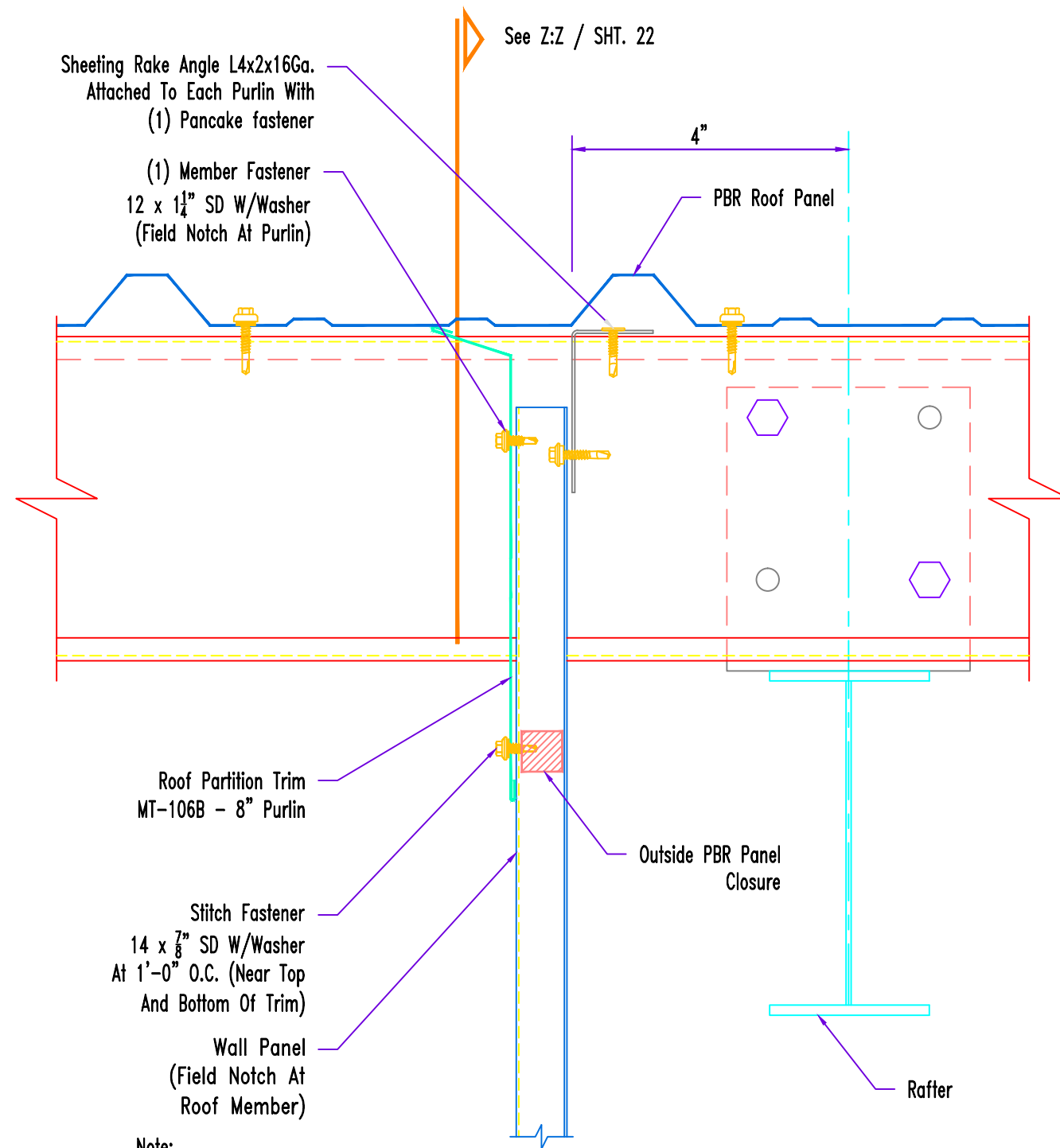
CONNECTION PLATES ROOF PLAN

ID	MARK/PART
1	AA301

MEMBER TABLE ROOF PLAN

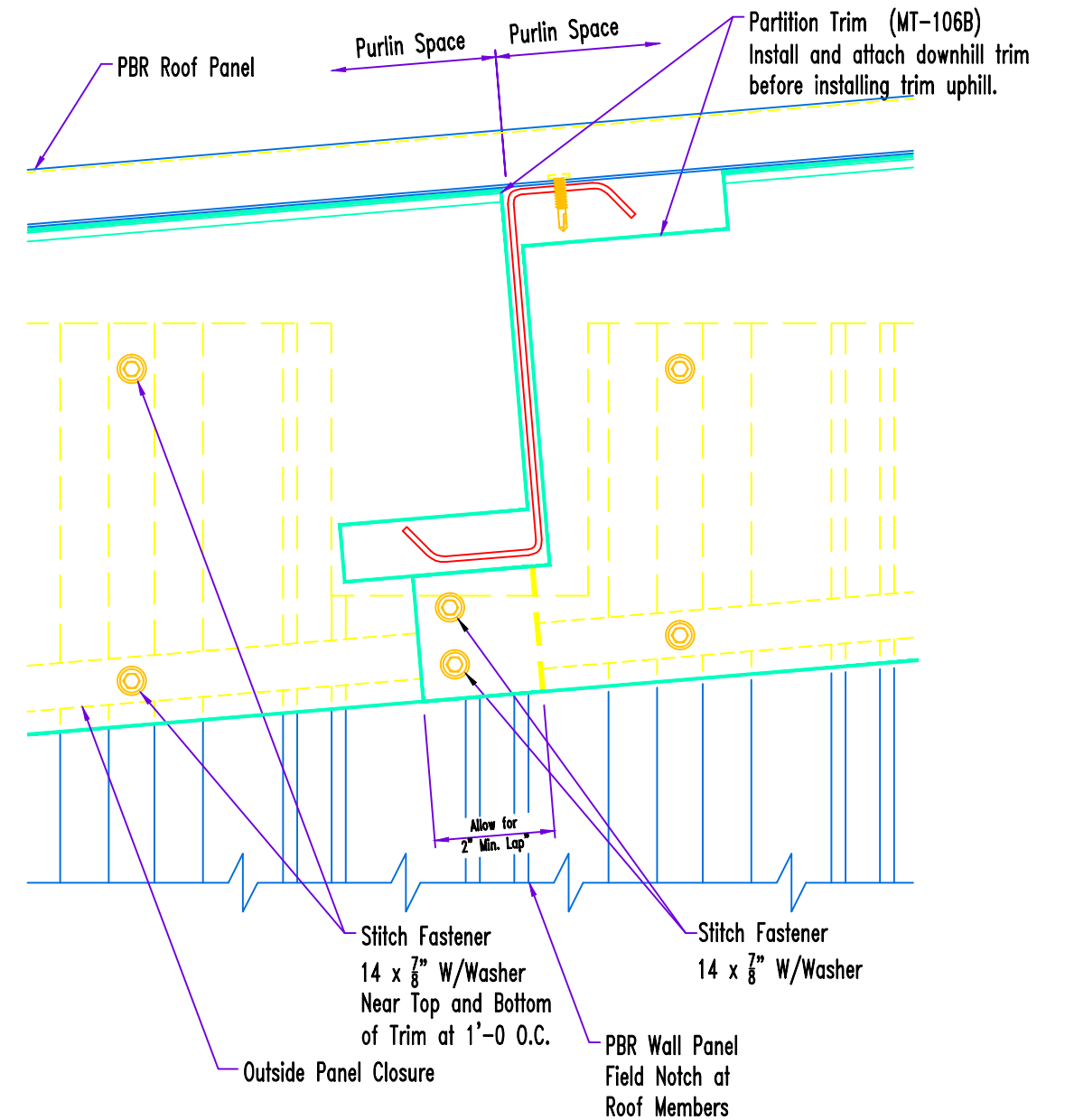
MARK	PART	LENGTH
P-1	8X25214	25'-1 1/2"
P-2	8X25216	26'-3 1/2"
P-3	8X25216	27'-3 1/2"
P-4	8X25216	27'-3 1/2"
P-5	8X25214	24'-3 1/2"
E-6	E085341L	21'-11 1/2"
E-7	E085341L	21'-11 1/2"
E-8	E085341L	22'-11 1/2"
E-9	E085341L	20'-11 1/2"
E-10	E085341L	21'-11 1/2"
CB-7	0.50_CBL	25'-2"
CB-8	0.50_CBL	25'-7 1/2"
CB-9	0.31_CBL	29'-5"
CB-10	0.31_CBL	29'-5 1/2"
CB-11	0.25_CBL	26'-8"
CB-12	0.25_CBL	26'-8 1/2"
CB-13	0.31_CBL	26'-2 3/4"
CB-14	0.31_CBL	26'-3 1/4"
CB-15	0.50_CBL	26'-6 1/2"
CB-16	0.50_CBL	26'-1 1/2"





Note:
Field notch Partition Trim at roof
members and install snug against
bottom of roof panel or insulation.

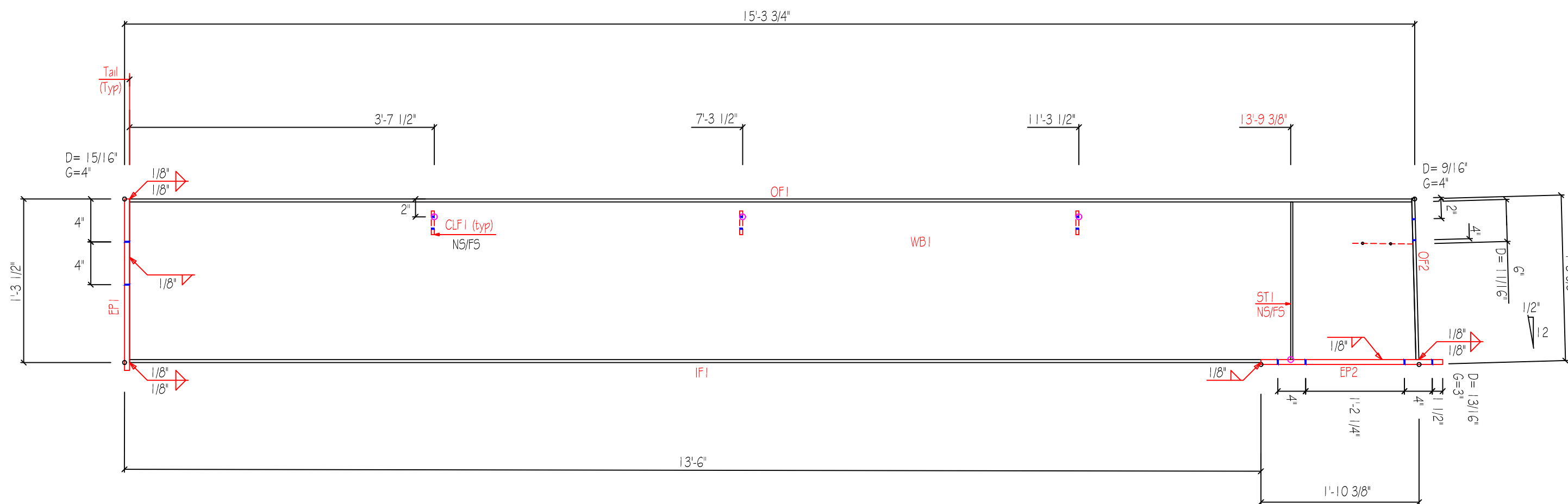
Y:Y / SHT. 22



Z:Z / SHT. 22

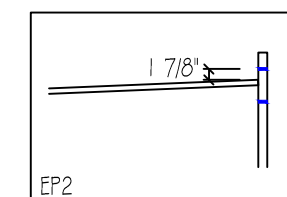
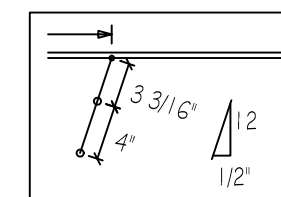
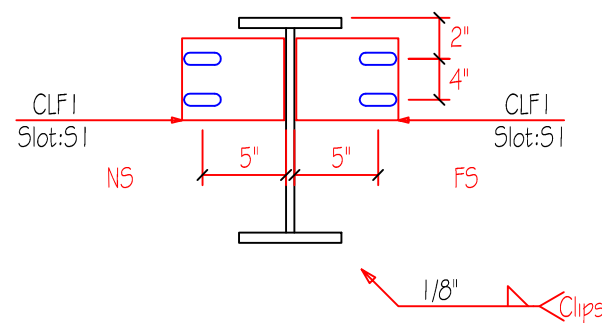
D=DIAMETER
G=GAGE

View for
Section



MARK	QNT	DESCRIPTION	UNIT WT	TOTAL WT
WB1	1	10gax1'-3"x15'-3 5/8"	104.9	104.9
OF1	1	1/4"x6"x15'-3"	77.8	77.8
OF2	1	1/4"x6"x1'-3 1/4"	6.5	6.5
IF1	1	1/4"x6"x13'-5 1/2"	68.7	68.7
EP1	1	1/2"x8"x1'-4"	18.1	18.1
EP2	1	3/8"x6"x2'-1 3/4"	16.4	16.4
ST1	2	3/16"x2 1/2"x1'-2 7/8"	4.0	4.0
CLF1	6	3/16"x6"x6 1/8"	5.8	5.8
Weight Sum			302.	302.2

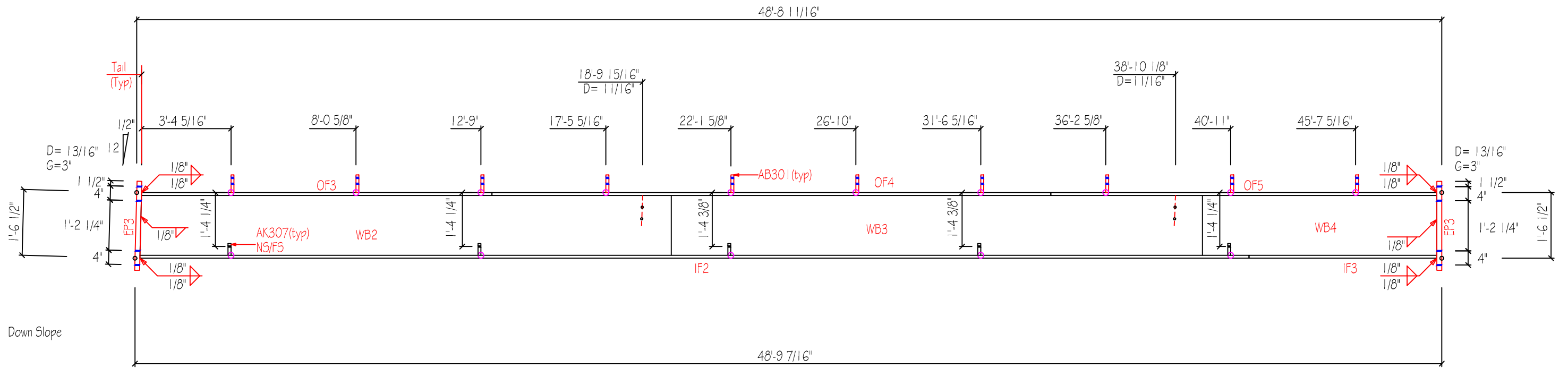
SLOT TABLE	
ID	SIZE
S1	9/16"x1"



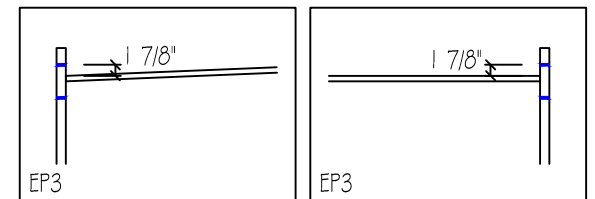
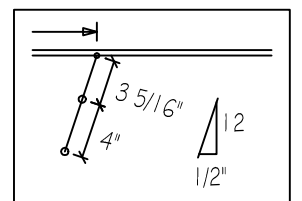
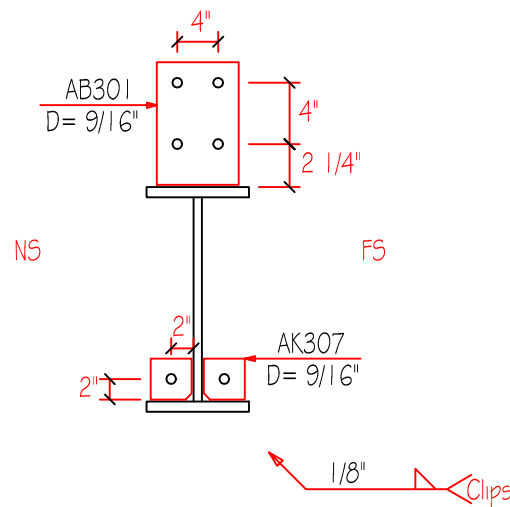
JOB	CHECKED BY	DATE
4017RG		12/22/22
QUANTITY	PART	DRAWING
1	RF1-1	RF1-1A

D=DIAMETER
G=GAGE

View for Section
←



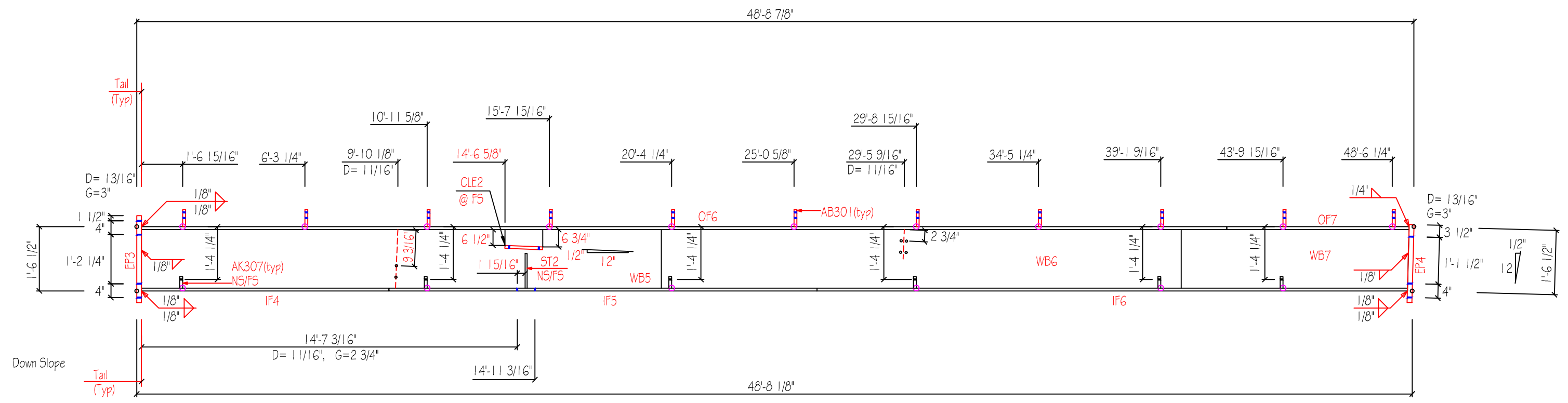
MARK	QNT	DESCRIPTION	UNIT WT	TOTAL WT
WB2	1	10gax1'-6"x19'-11 1/2"	164.2	164.2
WB3	1	10gax1'-6"x19'-11 1/2"	164.4	164.4
WB4	1	10gax1'-6"x8'-9 11/16"	72.6	72.6
OF3	1	1/4"x6"x13'-1 15/16"	67.2	67.2
OF4	1	3/8"x6"x21'-0"	160.8	160.8
OF5	1	1/4"x6"x14'-6"	74.0	74.0
IF2	1	1/4"x6"x41'-8"	212.7	212.7
IF3	1	1/4"x6"x7'-0 11/16"	36.0	36.0
EP3	2	3/8"x6"x2'-1 1/4"	32.2	32.2
AK307	10	10gax3"x3"	3.2	3.2
AB301	10	3/16"x6"x7 1/8"	22.7	22.7
Weight Sum			1010.	1009.9



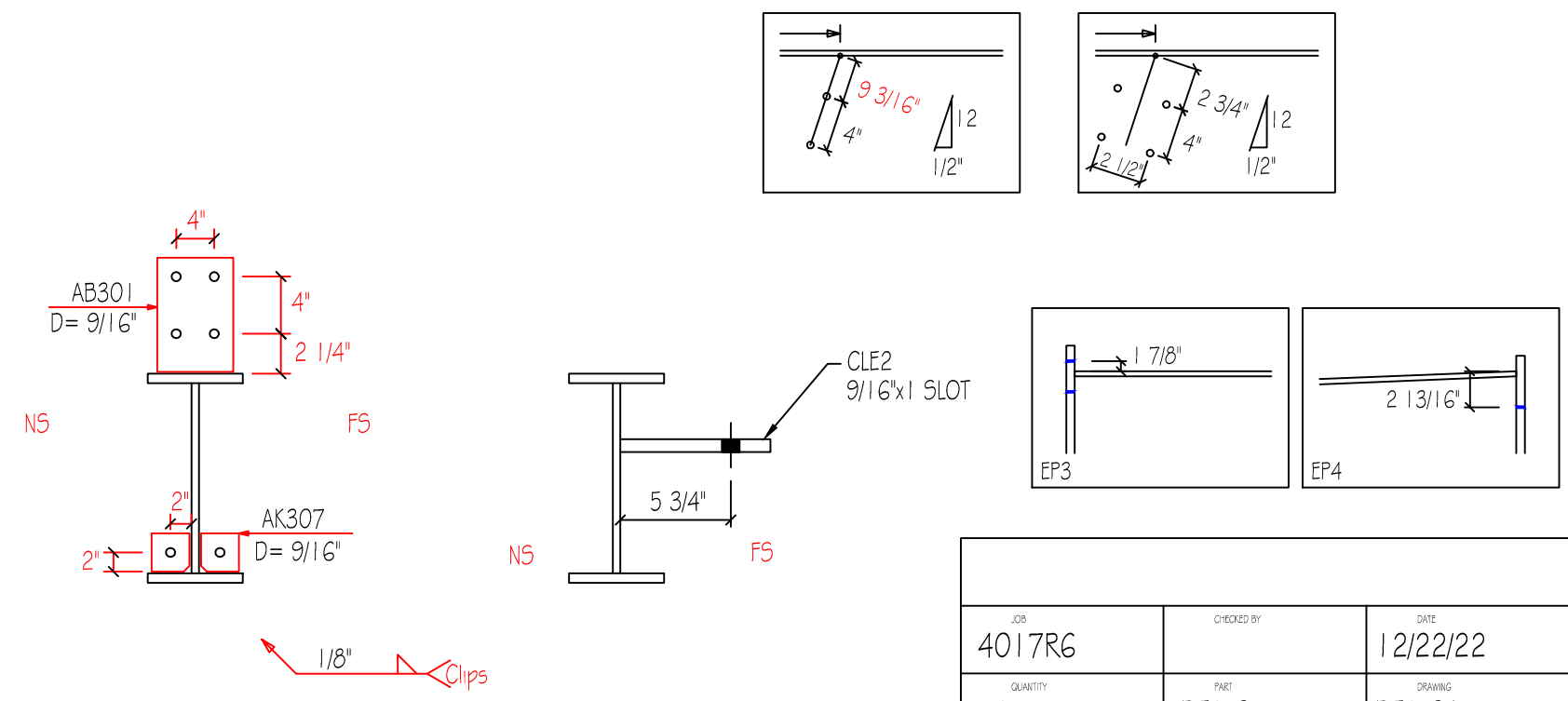
JOB 4017R6	CHECKED BY	DATE 12/22/22
QUANTITY 1	PART RF1-2	DRAWING RF1-2A

D=DIAMETER
G=GAGE

View for Section



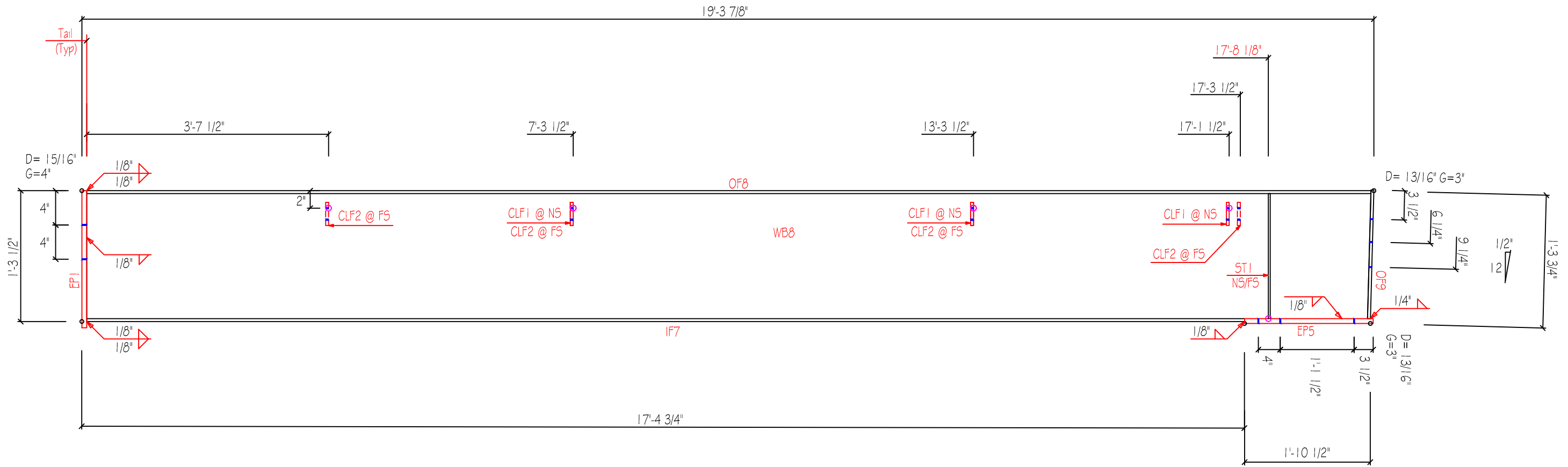
MARK	QNT	DESCRIPTION	UNIT WT	TOTAL WT
WB5	1	10qax 1'-6"x19'-11 1/2"	164.4	164.4
WB6	1	10qax 1'-6"x19'-11 1/2"	164.4	164.4
WB7	1	10qax 1'-6"x8'-9"	71.8	71.8
OF6	1	1/4"x6"x4'-1'-8"	212.7	212.7
OF7	1	1/4"x6"x7'-0"	35.7	35.7
IF4	1	1/4"x6"x9'-6"	48.5	48.5
IF5	1	3/8"x6"x16'-5 3/16"	125.8	125.8
IF6	1	1/4"x6"x22'-8 1/16"	115.7	115.7
EP3	1	3/8"x6"x2'-1 1/4"	16.1	16.1
EP4	1	1/2"x6"x1'-10 1/2"	19.1	19.1
ST2	2	3/16"x2 1/2"x10"	4.8	4.8
AK307	12	10qax 3"x3"	3.8	3.8
AB301	11	3/16"x6"x7 1/8"	25.0	25.0
CLE2	1	6" x 3/16" x 7 1/4" PL	2.2	2.2
Weight Sum			1008.	1007.9



JOB 4017RG	CHECKED BY	DATE 12/22/22
QUANTITY 1	PART RF1-3	DRAWING RF1-3A

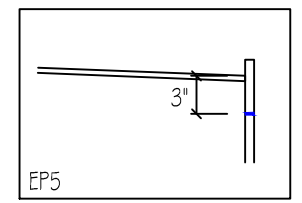
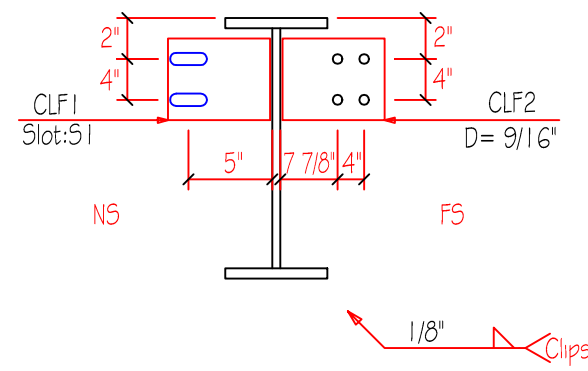
D=DIAMETER
G=GAGE

View for Section



MARK	QNT	DESCRIPTION	UNIT WT	TOTAL WT
WB8	1	10gax 1'-3"x 19'-3"	132.0	132.0
OF8	1	1/4"x 6"x 19'-3"	98.2	98.2
OF9	1	3/8"x 6"x 1'-3 1/4"	9.7	9.7
IF7	1	1/4"x 6"x 17'-4 1/4"	88.6	88.6
EP1	1	1/2"x 8"x 1'-4"	18.1	18.1
EP5	1	1/2"x 6"x 1'-11"	19.6	19.6
ST1	2	3/16"x 2 1/2"x 1'-2 7/8"	4.0	4.0
CLF1	3	3/16"x 6"x 6 1/8"	5.8	5.8
CLF2	4	3/16"x 6"x 1'-0 3/4"	16.3	16.3
Weight Sum			392.	392.3

SLOT TABLE	
ID	SIZE
S1	9/16"x 1"



JOB 4017R6	CHECKED BY	DATE 12/22/22
QUANTITY 1	PART RF1-4	DRAWING RF1-4A

Job: 4017R6

Date: 12/22/22

SIZE: W8X18

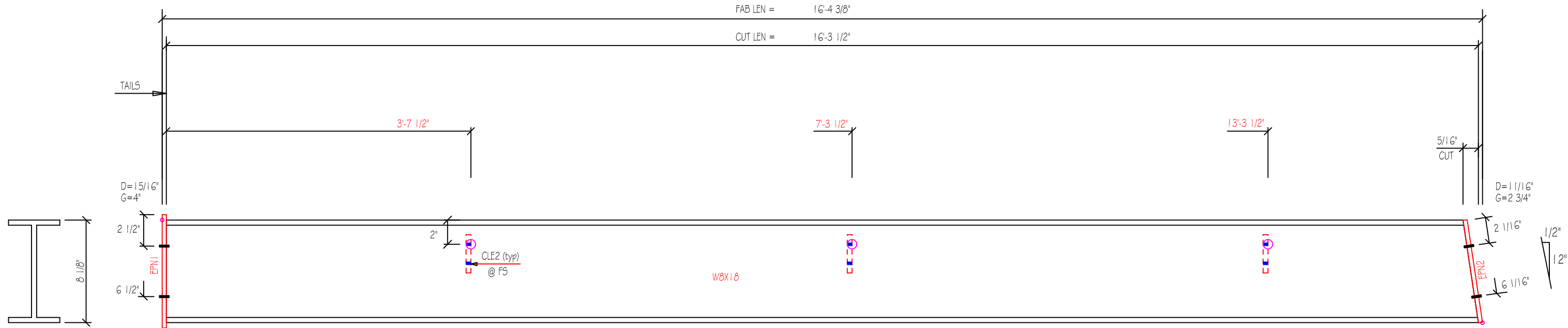
Finish: Red Oxide

Length: 16'-4 3/8"

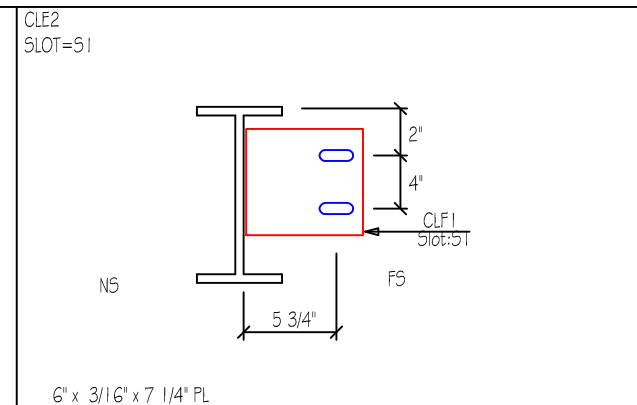
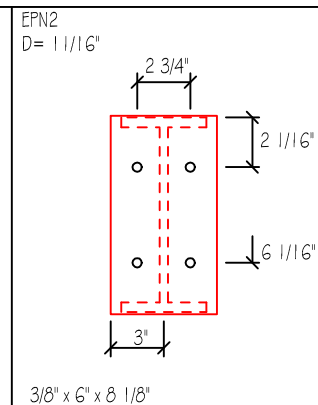
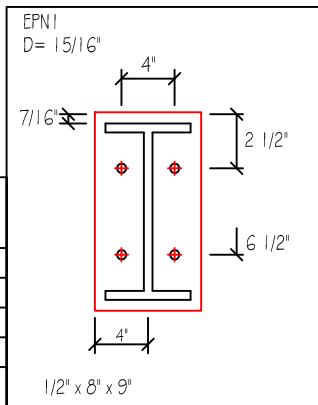
Qty: 1

Mark: RF1-5

VIEW FOR SECTIONS



MARK	QNT	DESCRIPTION	WEIGHT
W8X18	1	W8X18 16'-3 1/2"	293.3
EPN1	1	1/2" x 8" x 9"	10.2
EPN2	1	3/8" x 6" x 8 1/8"	5.2
CLE2	3	6" x 3/16" x 7 1/4" PL	6.7
		Weight Sum ..	308.7

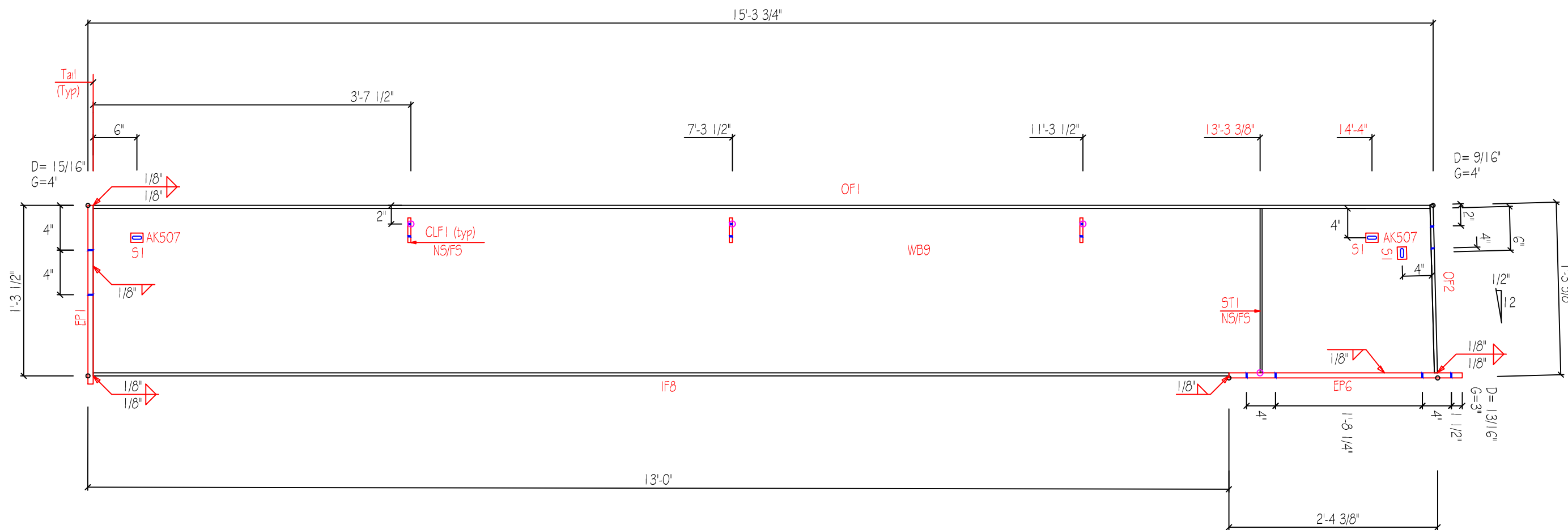


ID	SIZE
S1	9/16"x1"

Drawing
RF1-5A

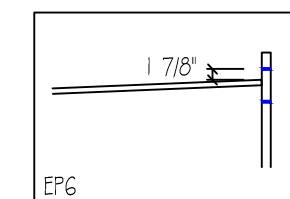
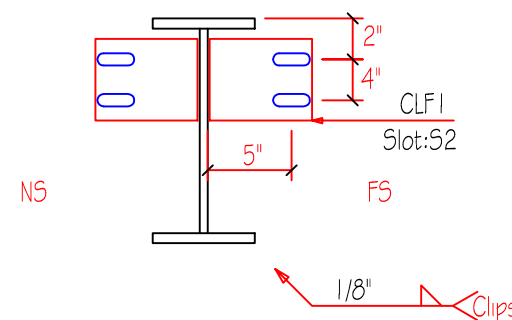
D=DIAMETER
G=GAGE

View for Section



MARK	QNT	DESCRIPTION	UNIT WT	TOTAL WT
WB9	4	10ga x 1'-3" x 15'-3 5/8"	104.9	419.5
OF1	4	1/4" x 6" x 15'-3"	77.8	311.4
OF2	4	1/4" x 6" x 1'-3 1/4"	6.5	26.0
IF8	4	1/4" x 6" x 12'-11 1/2"	66.1	264.5
EP1	4	1/2" x 8" x 1'-4"	18.1	72.6
EP6	4	3/8" x 6" x 2'-7 3/4"	20.3	81.0
ST1	8	3/16" x 2 1/2" x 1'-2 7/8"	4.0	15.8
AK507	12	1/4" x 6" x 6"	7.6	30.6
CLF1	24	3/16" x 6" x 6 1/8"	11.6	46.6
Weight Sum			317.	1268.0

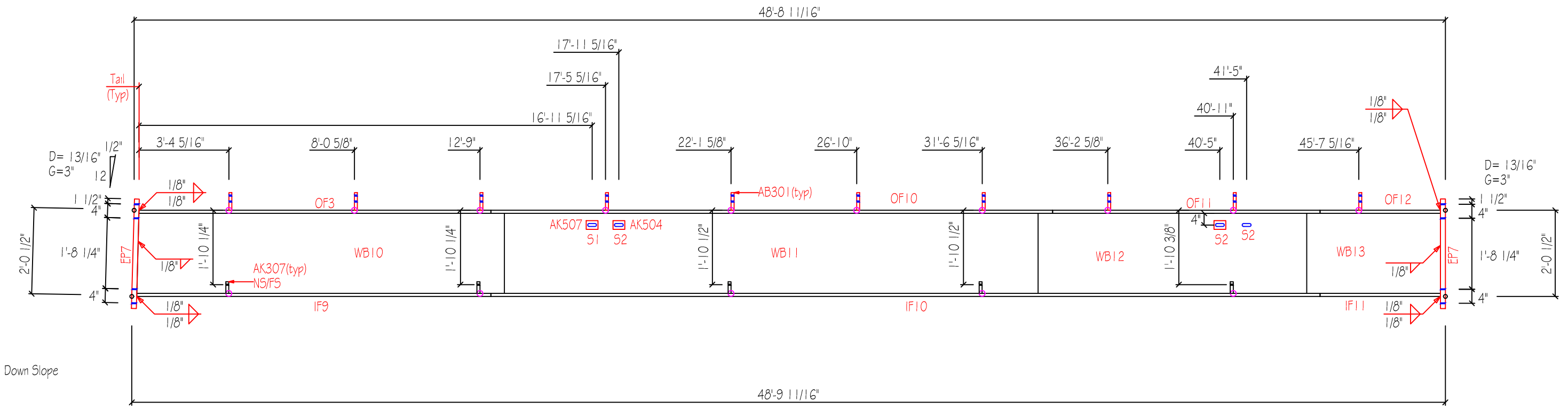
SLOT TABLE	
ID	SIZE
S1	1 1/8" x 2 1/2"
S2	9/16" x 1"



JOB	CHECKED BY	DATE
4017RG		12/22/22
QUANTITY	PART	DRAWING
4	RF2-1	RF2-1A


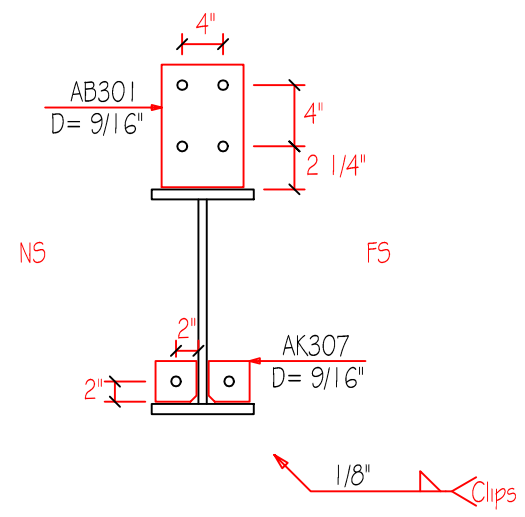
D=DIAMETER
G=GAGE

View for Section



MARK	QNT	DESCRIPTION	UNIT WT	TOTAL WT
WB10	4	3/16"x2'-0"x13'-8 15/16"	209.8	839.3
WB11	4	10gax2'-0"x19'-11 1/2"	219.2	876.9
WB12	4	10gax2'-0"x10'-0 1/2"	110.3	441.2
WB13	4	3/16"x2'-0"x5'-0"	76.6	306.2
OF3	4	1/4"x6"x13'-1 15/16"	67.2	268.7
OF10	4	1/2"x6"x21'-0"	214.4	857.5
OF11	4	3/8"x6"x10'-0"	76.6	306.2
OF12	4	1/4"x6"x4'-6"	23.0	91.9
IF9	4	1/4"x6"x13'-2 15/16"	67.6	270.4
IF10	4	3/8"x6"x31'-0"	237.3	949.4
IF11	4	1/4"x6"x4'-6"	23.0	91.9
EP7	8	3/8"x6"x2'-7 1/4"	39.9	159.5
AK307	40	10gax3"x3"	3.2	12.8
AK507	4	1/4"x6"x6"	2.5	10.2
AK504	8	1/4"x6"x6"	5.1	20.4
AB301	40	3/16"x6"x7 1/8"	22.7	90.8
Weight Sum			1398.	5593.3

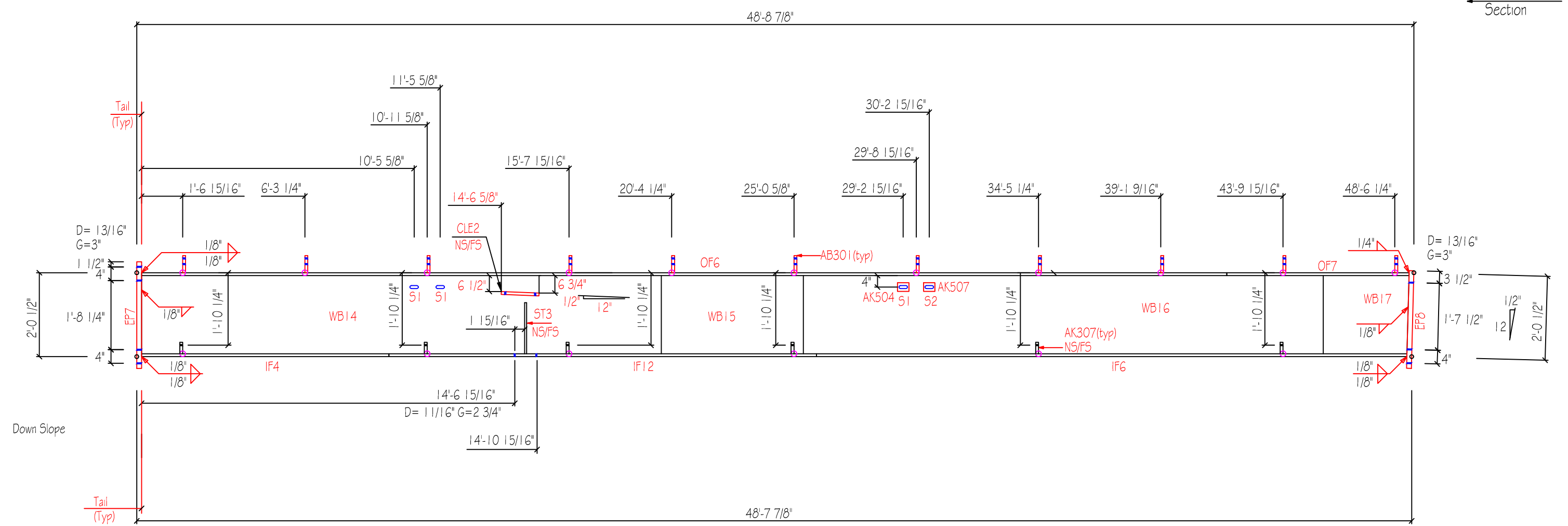
SLOT TABLE	
ID	SIZE
S1	1 1/8"x2 1/2"
S2	13/16"x2"



JOB	CHECKED BY	DATE
4017RG		12/22/22
QUANTITY	PART	DRAWING
4	RF2-2	RF2-2A

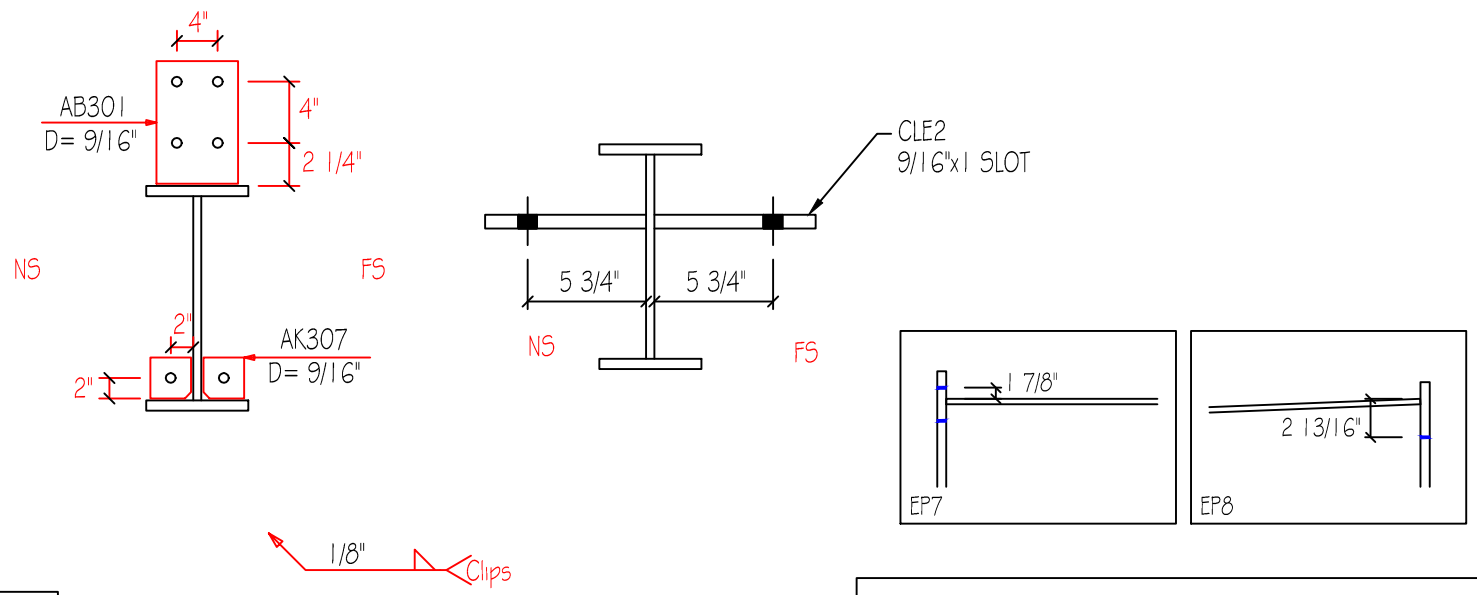
D=DIAMETER
G=GAGE

View for Section



MARK	QNT	DESCRIPTION	UNIT WT	TOTAL WT
WB14	3	3/16"x2'-0"x19'-11 1/2"	305.6	916.8
WB15	3	3/16"x2'-0"x5'-5 7/16"	83.5	250.5
WB16	3	10gax2'-0"x19'-11 1/2"	219.2	657.6
WB17	3	10gax2'-0"x3'-3 1/2"	35.7	107.1
OF6	3	1/4"x6"x4'-1'-8"	212.7	638.1
OF7	3	1/4"x6"x7'-0"	35.7	107.1
IF4	3	1/4"x6"x9'-6"	48.5	145.5
IF12	3	3/8"x6"x16'-4 15/16"	125.7	377.1
IF6	3	1/4"x6"x22'-8 1/16"	115.7	347.1
EP7	3	3/8"x6"x2'-7 1/4"	19.9	59.7
EP8	3	1/2"x6"x2'-4 1/2"	24.2	72.6
ST3	6	3/16"x2 1/2"x1'-4"	6.3	18.9
AK307	36	10gax3"x3"	3.8	11.4
AK504	3	1/4"x6"x6"	2.5	7.5
AK507	3	1/4"x6"x6"	2.5	7.5
AB301	33	3/16"x6"x7 1/8"	25.0	75.0
CLE2	6	6" x 3/16" x 7 1/4" PL		
Weight Sum			1270.	3810.

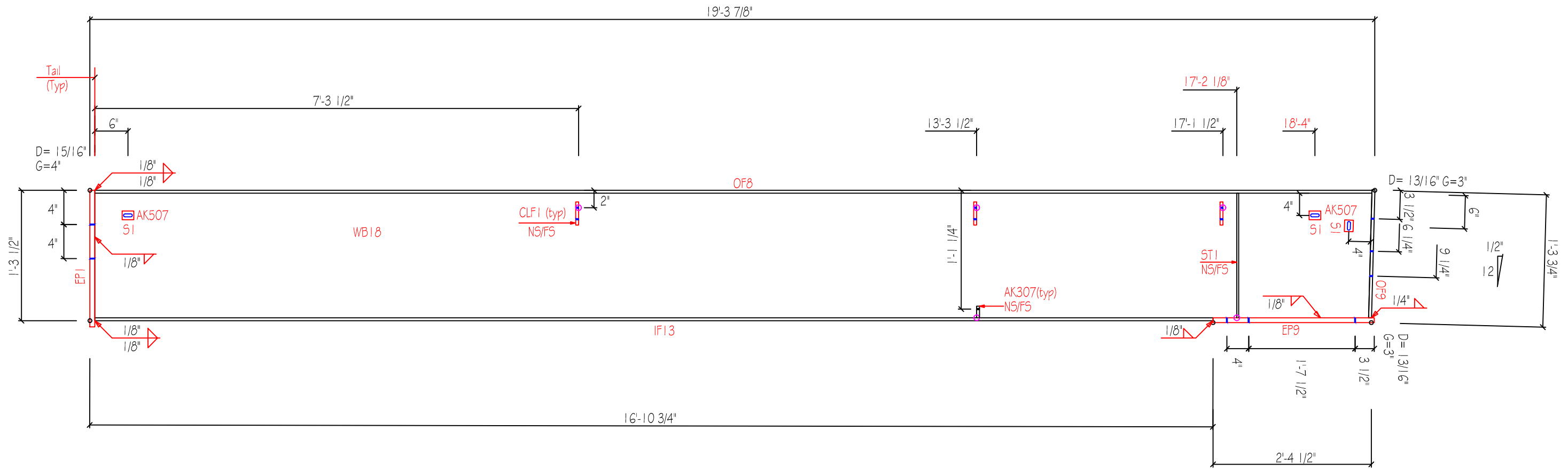
SLOT TABLE	
ID	SIZE
S1	13/16"x2"
S2	1 1/8"x2 1/2"



JOB	CHECKED BY	DATE
4017RG		12/22/22
QUANTITY	PART	DRAWING
3	RF2-3	RF2-3A

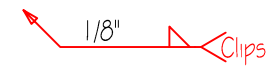
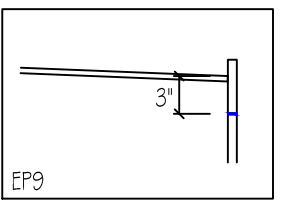
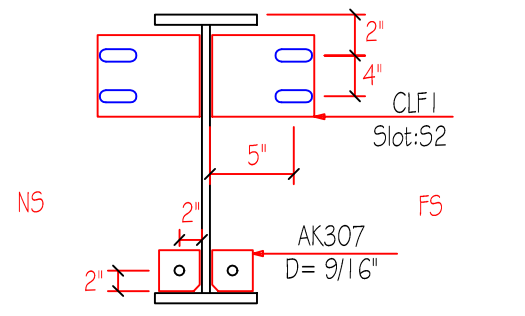
D=DIAMETER
G=GAGE

View for Section



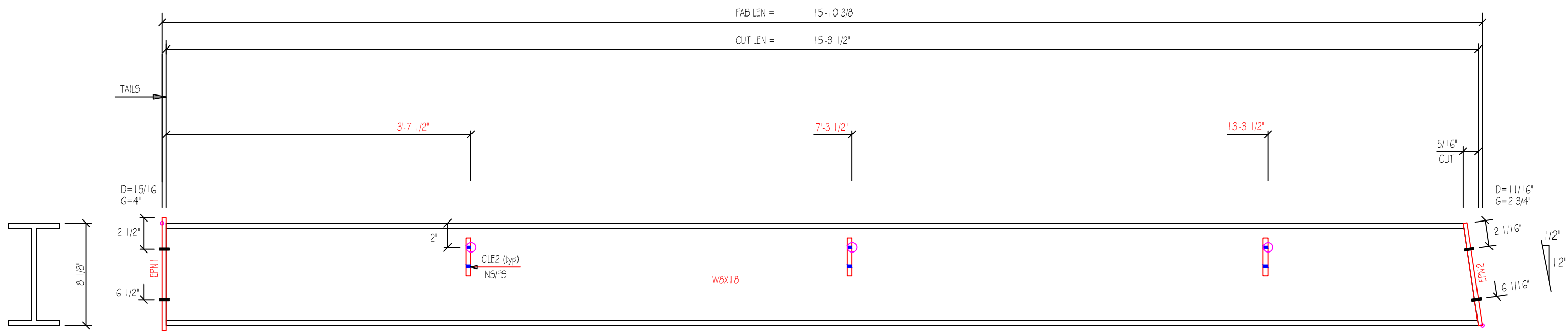
MARK	QNT	DESCRIPTION	UNIT WT	TOTAL WT
WB18	3	10gax1'-3"x19'-3"	132.0	396.0
OF8	3	1/4"x6"x19'-3"	98.2	294.6
OF9	3	3/8"x6"x1'-3 1/4"	9.7	29.1
IF13	3	1/4"x6"x16'-10 1/4"	86.0	258.0
EP1	3	1/2"x8"x1'-4"	18.1	54.3
EP9	3	1/2"x6"x2'-5"	24.7	74.1
ST1	6	3/16"x2 1/2"x1'-2 7/8"	4.0	12.0
AK307	6	10gax3"x3"	0.6	1.8
AK507	9	1/4"x6"x6"	7.6	22.8
CLF1	18	3/16"x6"x6 1/8"	11.6	34.8
Weight Sum			396.	1188.

SLOT TABLE	
ID	SIZE
S1	1 1/8"x2 1/2"
S2	9/16"x1"



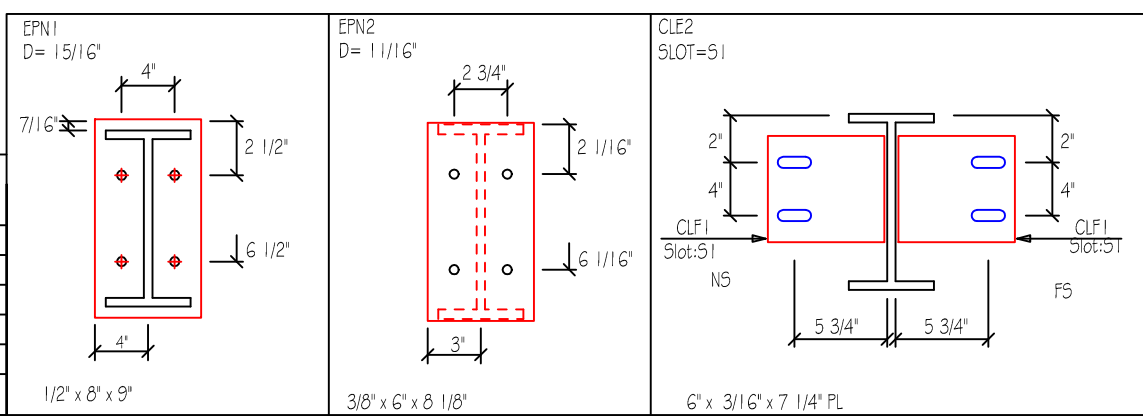
JOB	CHECKED BY	DATE
4017RG		12/22/22
QUANTITY	PART	DRAWING
3	RF2-4	RF2-4A

VIEW FOR SECTIONS



SLOT TABLE	
ID	SIZE
S1	9/16"x1"

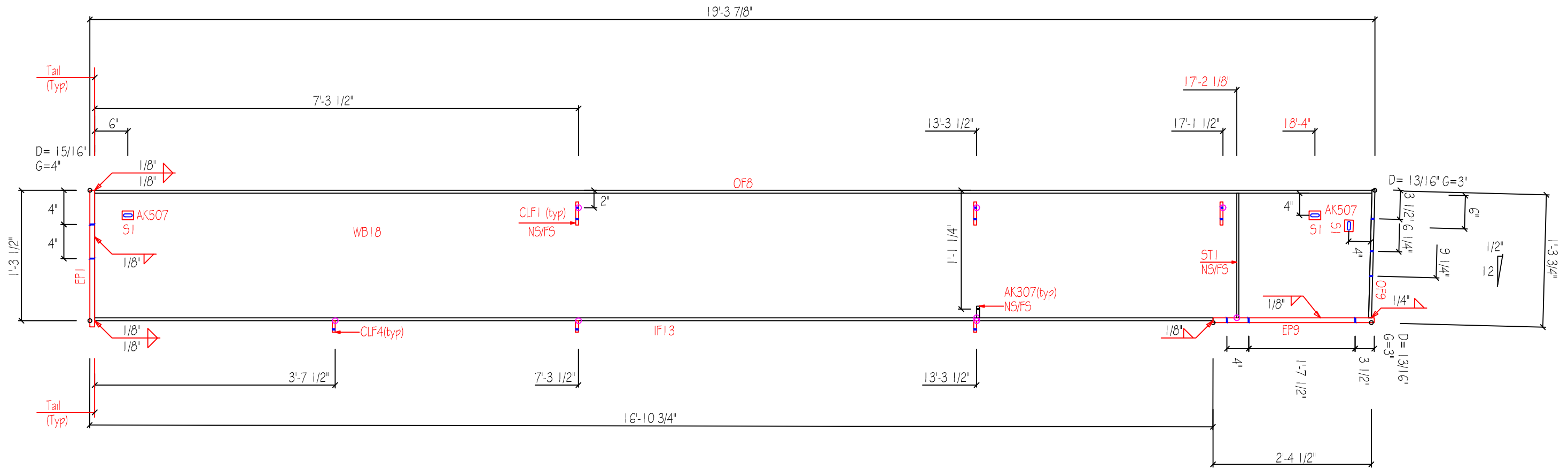
MARK	QNT	DESCRIPTION	WEIGHT
W8X18	3	W8X18 15'-9 1/2"	852.6
EPN1	3	1/2" x 8" x 9"	30.6
EPN2	3	3/8" x 6" x 8 1/8"	15.6
CLE2	18	6" x 3/16" x 7 1/4" PL	41.4
		Weight Sum ..	940.2



Drawing
RF2-5A

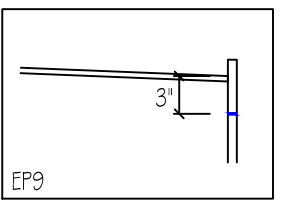
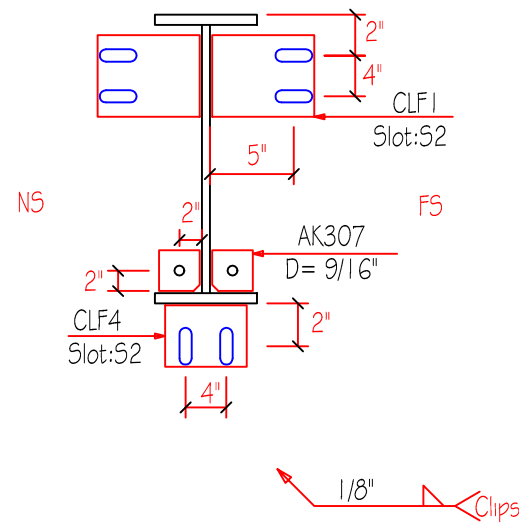
D=DIAMETER
G=GAGE

View for Section
←



MARK	QNT	DESCRIPTION	UNIT WT	TOTAL WT
WB18	1	10gax1'-3"x19'-3"	132.0	132.0
OF8	1	1/4"x6"x19'-3"	98.2	98.2
OF9	1	3/8"x6"x1'-3 1/4"	9.7	9.7
IF13	1	1/4"x6"x16'-10 1/4"	86.0	86.0
EP1	1	1/2"x8"x1'-4"	18.1	18.1
EP9	1	1/2"x6"x2'-5"	24.7	24.7
ST1	2	3/16"x2 1/2"x1'-2 7/8"	4.0	4.0
AK307	2	10gax3"x3"	0.6	0.6
AK507	3	1/4"x6"x6"	7.6	7.6
CLF1	6	3/16"x6"x6 1/8"	11.6	11.6
CLF4	3	3/16"x6"x3 1/8"	3.0	3.0
Weight Sum			396.	396.

SLOT TABLE	
ID	SIZE
S1	1 1/8"x2 1/2"
S2	9/16"x1"



JOB 4017RG	CHECKED BY	DATE 12/22/22
QUANTITY 1	PART RF2-6	DRAWING RF2-6A

Job: 4017R6

Date: 12/22/22

SIZE: W8X18

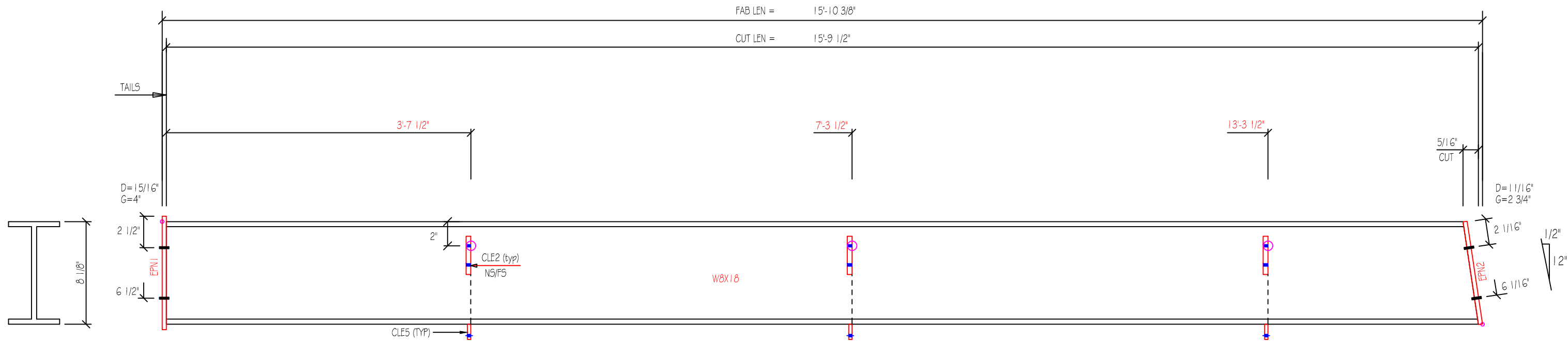
Finish: Red Oxide

Length: 15'-10 3/8"

Qty: 1

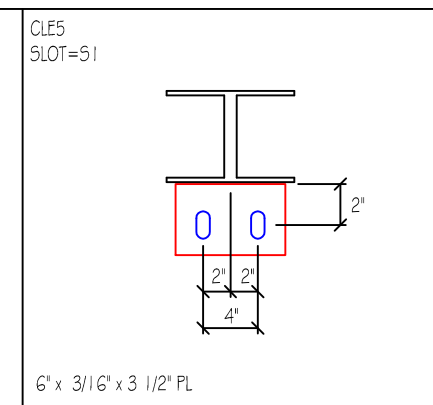
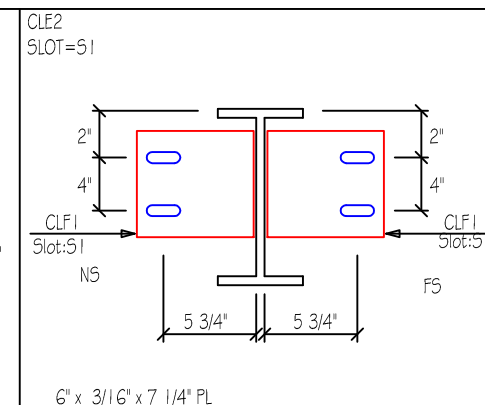
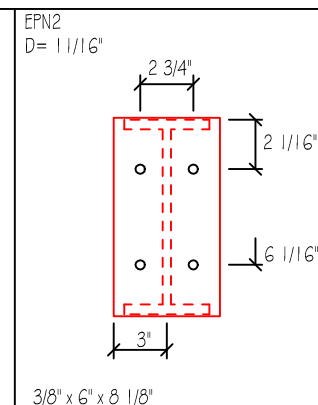
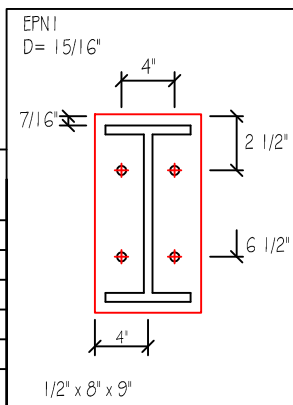
Mark: RF2-7

VIEW FOR SECTIONS



SLOT TABLE	
ID	SIZE
S1	9/16"x1"

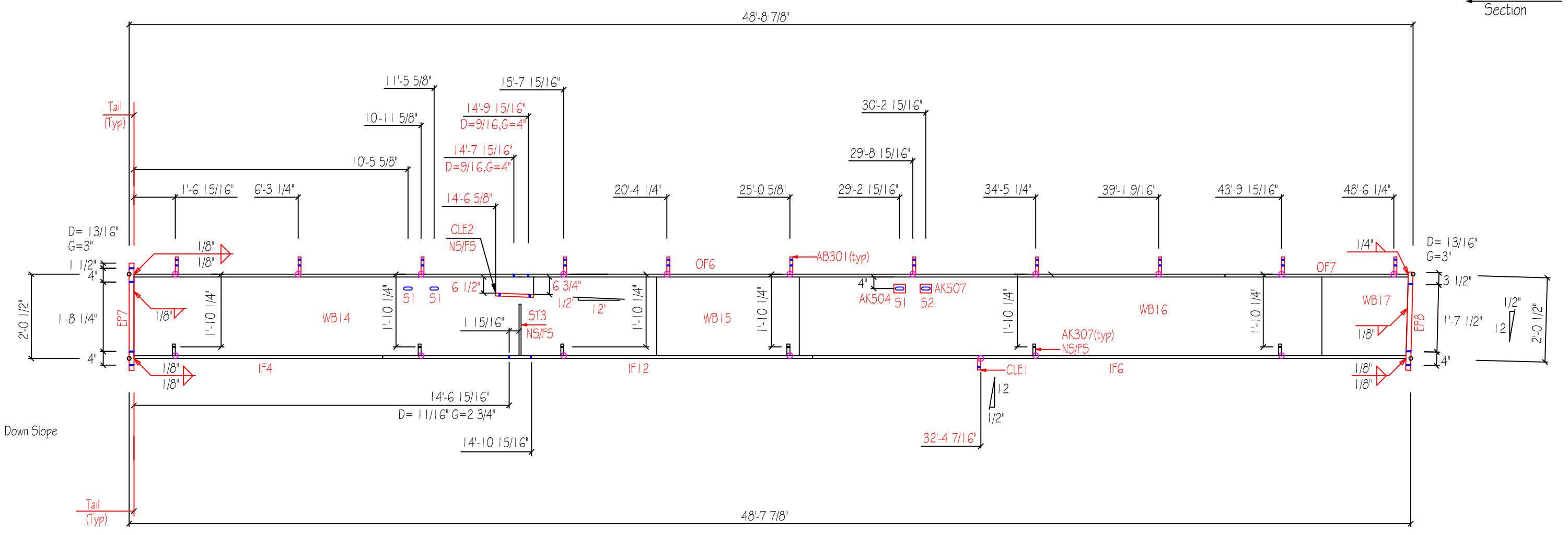
MARK	QNT	DESCRIPTION	WEIGHT
W8X18	1	W8X18 15'-9 1/2"	284.2
EPN1	1	1/2" x 8" x 9"	10.2
EPN2	1	3/8" x 6" x 8 1/8"	5.2
CLE2	6	6" x 3/16" x 7 1/4" PL	13.8
CLE5	3	6" x 3/16" x 3 1/2" PL	3.4
		Weight Sum ..	309.9



Drawing
RF2-7A

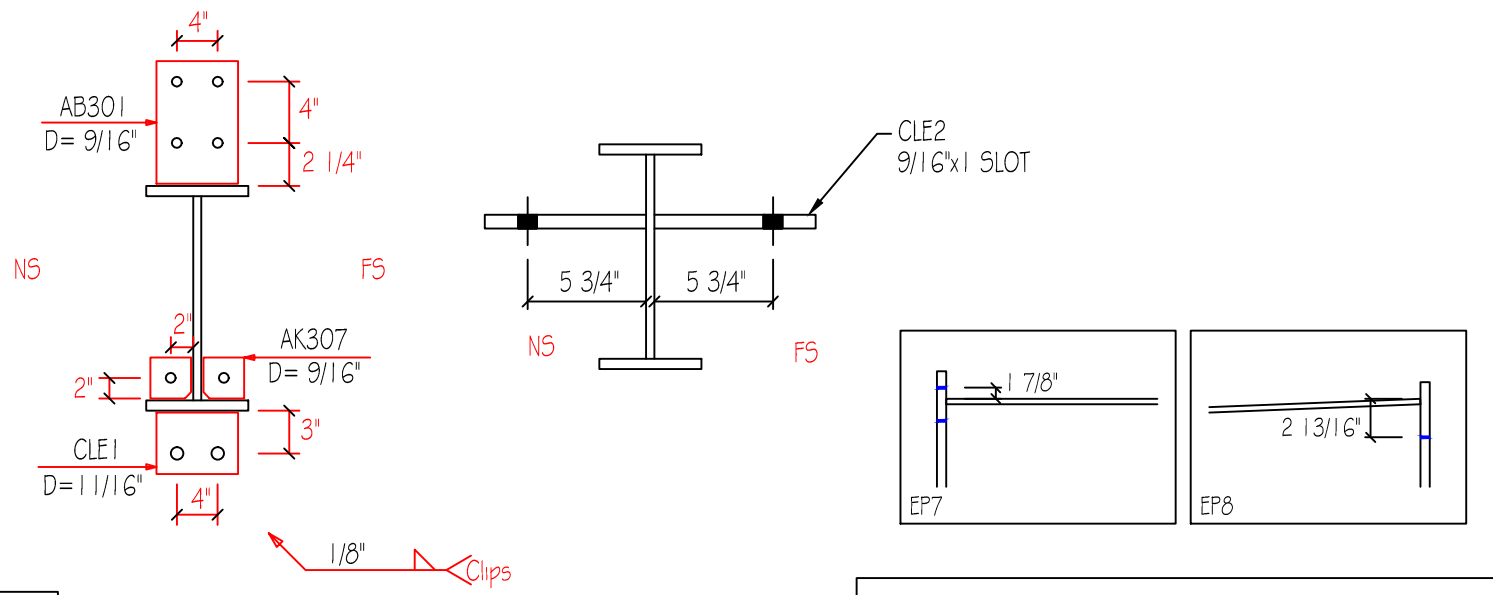
D=DIAMETER
G=GAGE

View for Section

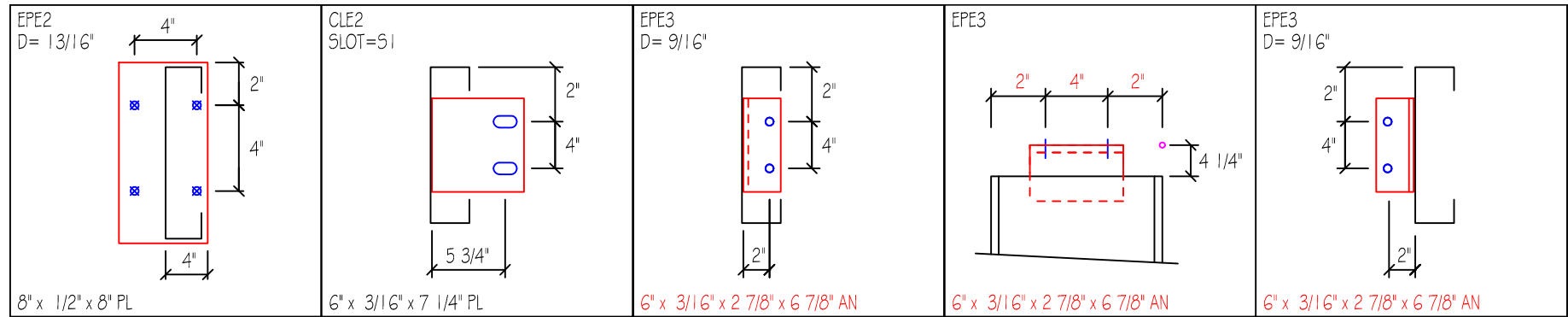


MARK	QNT	DESCRIPTION	UNIT WT	TOTAL WT
WB14	1	3/16"x2'-0"x19'-11 1/2"	305.6	305.6
WB15	1	3/16"x2'-0"x5'-5 7/16"	83.5	83.5
WB16	1	10gax2'-0"x19'-11 1/2"	219.2	219.2
WB17	1	10gax2'-0"x3'-3 1/2"	35.7	35.7
OF6	1	1/4"x6"x4'-1'-8"	212.7	212.7
OF7	1	1/4"x6"x7'-0"	35.7	35.7
IF4	1	1/4"x6"x9'-6"	48.5	48.5
IF12	1	3/8"x6"x16'-4 15/16"	125.7	125.7
IF6	1	1/4"x6"x22'-8 1/16"	115.7	115.7
EP7	1	3/8"x6"x2'-7 1/4"	19.9	19.9
EP8	1	1/2"x6"x2'-4 1/2"	24.2	24.2
ST3	2	3/16"x2 1/2"x1'-4"	6.3	6.3
AK307	12	10gax3"x3"	3.8	3.8
AK504	1	1/4"x6"x6"	2.5	2.5
AK507	1	1/4"x6"x6"	2.5	2.5
AB301	11	3/16"x6"x7 1/8"	25.0	25.0
CLE1	1	6" x 1/4" x 4" PL	1.3	1.3
CLE2	2	6" x 3/16" x 7 1/4" PL		
Weight Sum			1270.	1270.

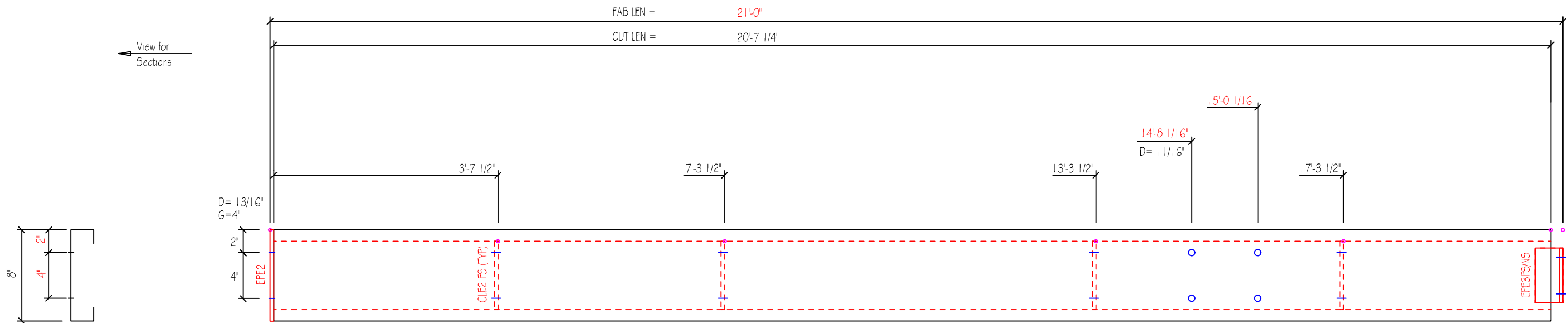
SLOT TABLE	
ID	SIZE
S1	13/16"x2"
S2	1 1/8"x2 1/2"



JOB 4017RG	CHECKED BY RF2-8	DATE 12/22/22
QUANTITY 1	PART RF2-8	DRAWING RF2-8A



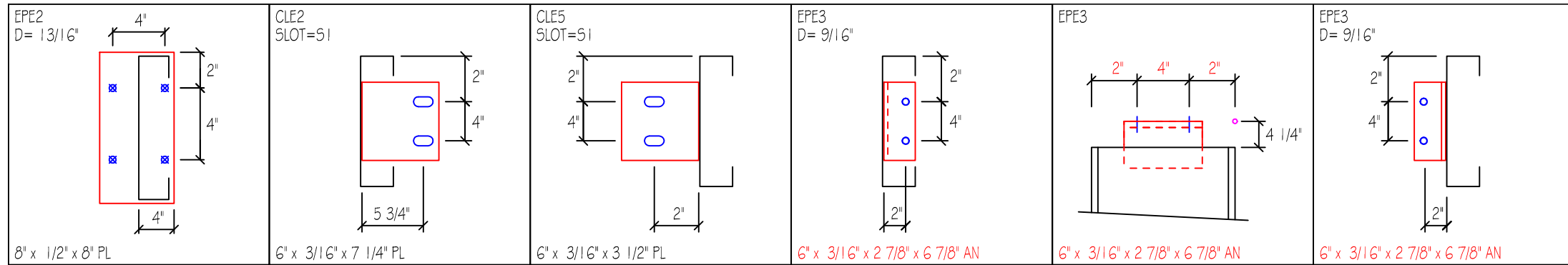
D=DIAMETER
G=GAGE



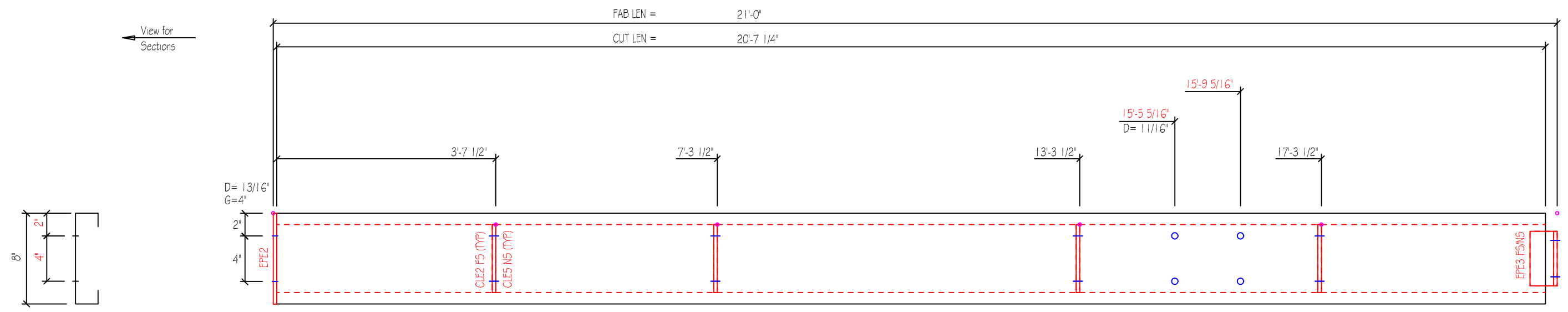
MARK	QNT	DESCRIPTION	Unit Wt	Total Wt
8X35C12	1	8X35C12 x 20'-7 1/4"	117.2	117.2
EPE2	1	8" x 1/2" x 8" PL	9.1	9.1
CLE2	4	6" x 3/16" x 7 1/4" PL	8.9	8.9
EPE3	2	6" x 3/16" x 2 7/8" x 6 7/8" AN	4.5	4.5
		Weight Sum ..	138.0	138.0

SLOT TABLE	
ID	SIZE
S1	9/16"x1"

C Size: 8.0x3.5			Gage: 12	Length: 21'-0"	Job: 4017R6	Date: 12/22/22
Part: 8X35C12		Finish: Red Oxide	Qty: 1	Mark: EC-1		



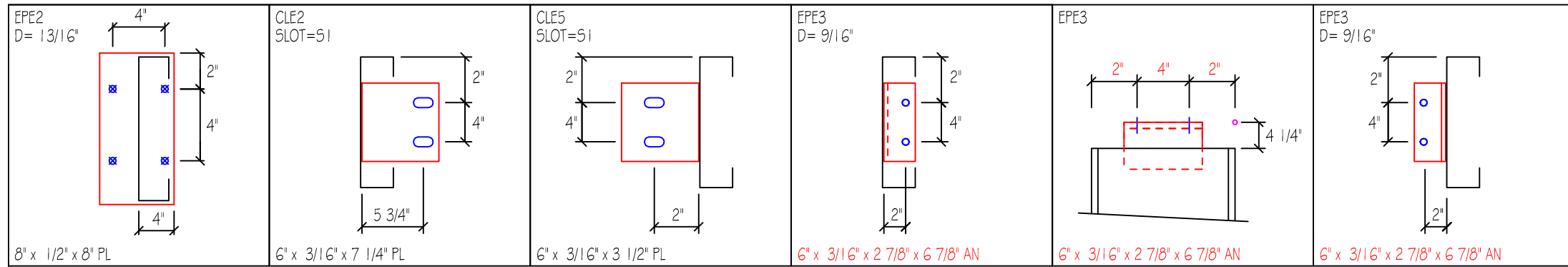
D=DIAMETER
G=GAGE



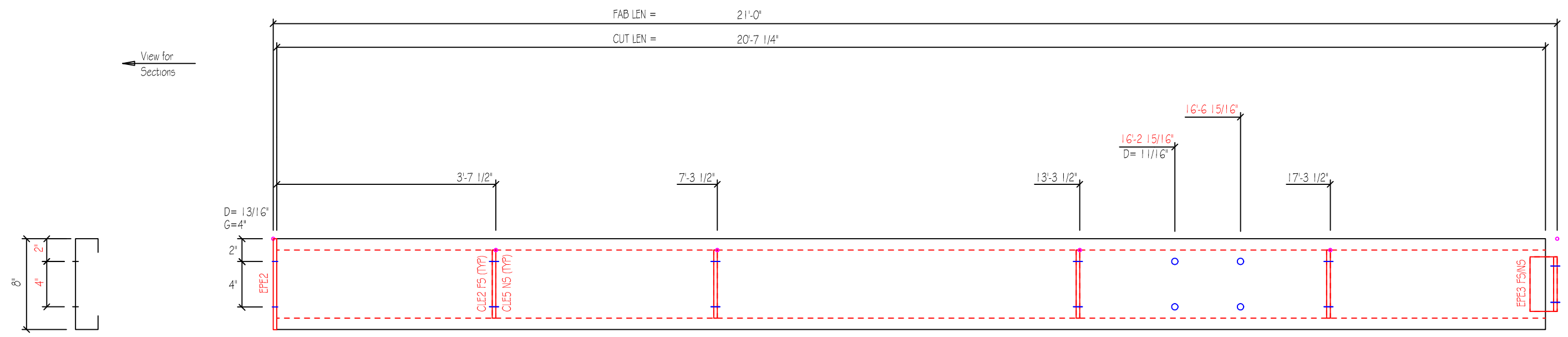
MARK	QNT	DESCRIPTION	Unit Wt	Total Wt
8X35C12	1	8X35C12 x 20'-7 1/4"	117.2	117.2
EPE2	1	8" x 1/2" x 8" PL	9.1	9.1
CLE2	4	6" x 3/16" x 7 1/4" PL	8.9	8.9
CLE5	4	6" x 3/16" x 3 1/2" PL	4.2	4.2
EPE3	2	6" x 3/16" x 2 7/8" x 6 7/8" AN	4.5	4.5
		Weight Sum ..	143.9	143.9

SLOT TABLE	
ID	SIZE
51	9/16"x1"

C Size: 8.0x3.5			Gage: 12	Length: 21'-0"	Job: 4017R6	Date: 12/22/22
Part: 8X35C12		Finish: Red Oxide	Qty: 1	Mark: EC-2		



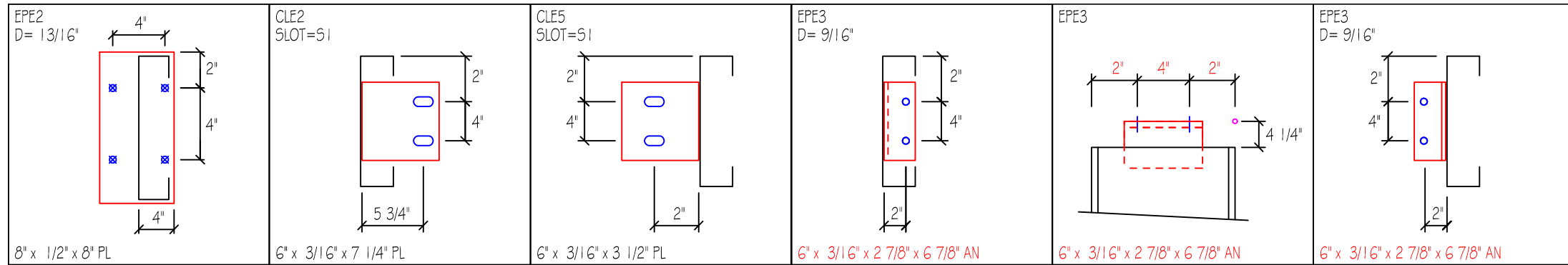
D=DIAMETER
G=GAGE



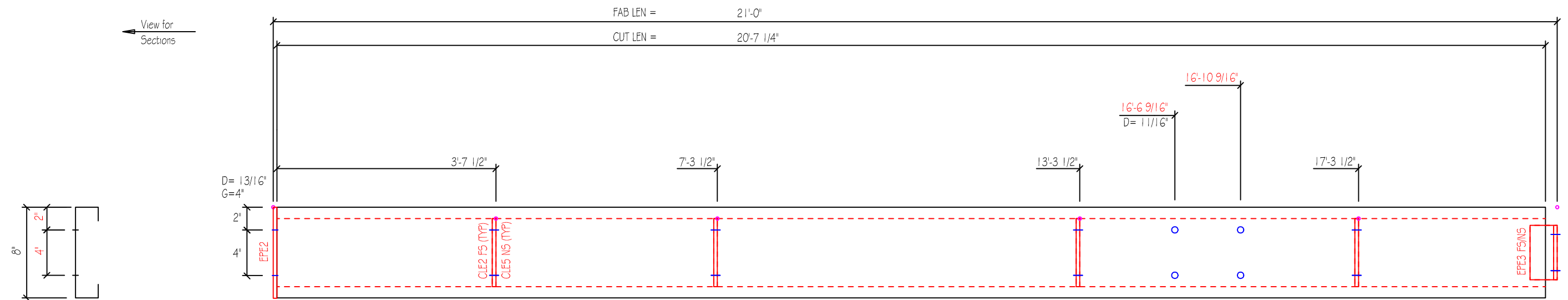
MARK	QNT	DESCRIPTION	Unit Wt	Total Wt
8X35C12	1	8X35C12 x 20'-7 1/4"	117.2	117.2
EPE2	1	8" x 1/2" x 8" PL	9.1	9.1
CLE2	4	6" x 3/16" x 7 1/4" PL	8.9	8.9
CLE5	4	6" x 3/16" x 3 1/2" PL	4.2	4.2
EPE3	2	6" x 3/16" x 2 7/8" x 6 7/8" AN	4.5	4.5
		Weight Sum ..	143.9	143.9

SLOT TABLE	
ID	SIZE
51	9/16"x1"

C Size: 8.0x3.5			Gage: 12	Length: 21'-0"	Job: 4017R6	Date: 12/22/22
Part: 8X35C12		Finish: Red Oxide	Qty: 1	Mark: EC-3		



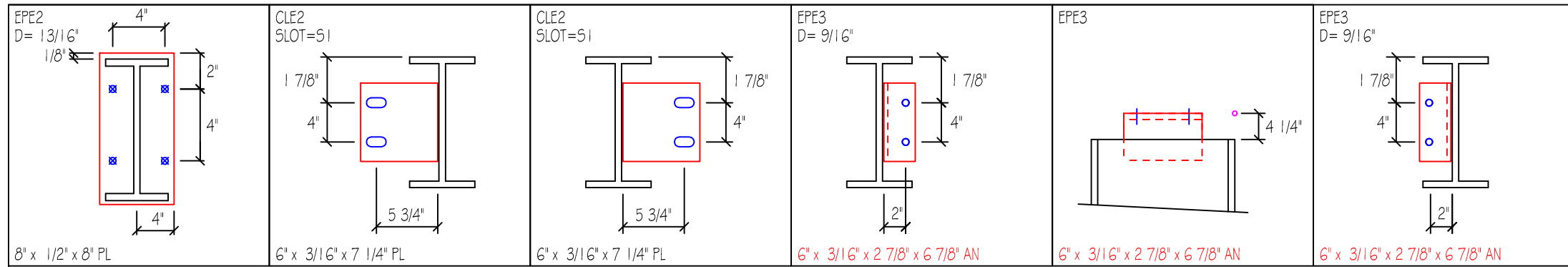
D=DIAMETER
G=GAGE



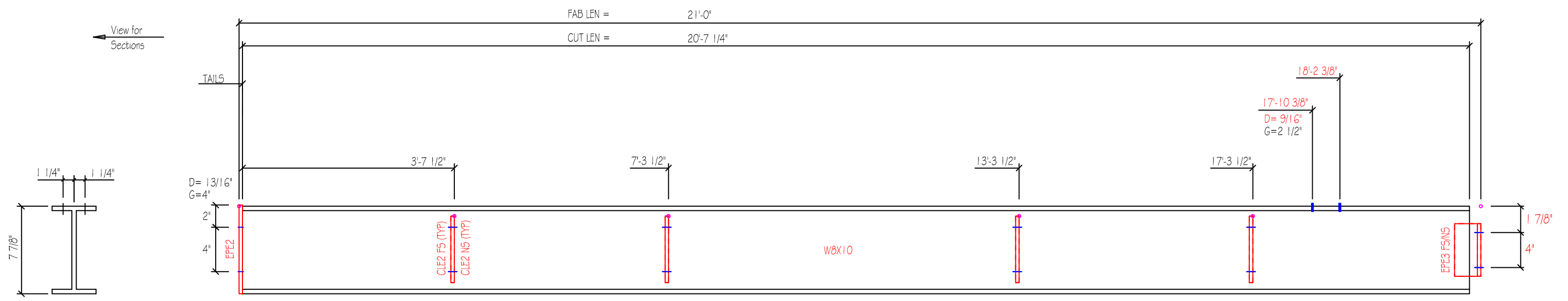
MARK	QNT	DESCRIPTION	Unit Wt	Total Wt
8X35C12	1	8X35C12 x 20'-7 1/4"	117.2	117.2
EPE2	1	8" x 1/2" x 8" PL	9.1	9.1
CLE2	4	6" x 3/16" x 7 1/4" PL	8.9	8.9
CLE5	4	6" x 3/16" x 3 1/2" PL	4.2	4.2
EPE3	2	6" x 3/16" x 2 7/8" x 6 7/8" AN	4.5	4.5
		Weight Sum ..	143.9	143.9

SLOT TABLE	
ID	SIZE
S1	9/16"x1"

C Size: 8.0x3.5			Gage: 12	Length: 21'-0"	Job: 4017R6	Date: 12/22/22
Part: 8X35C12		Finish: Red Oxide		Qty: 1	Mark: EC-4	



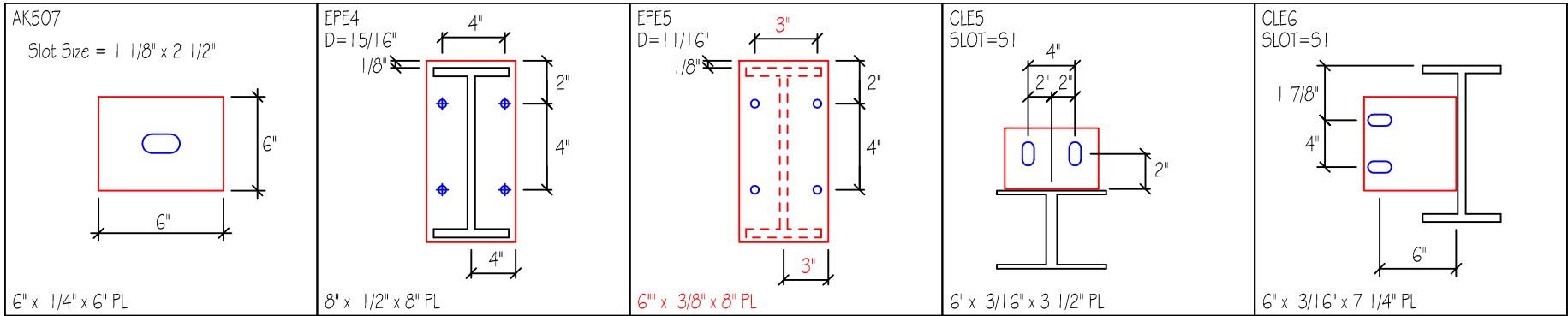
D=DIAMETER
G=GAGE



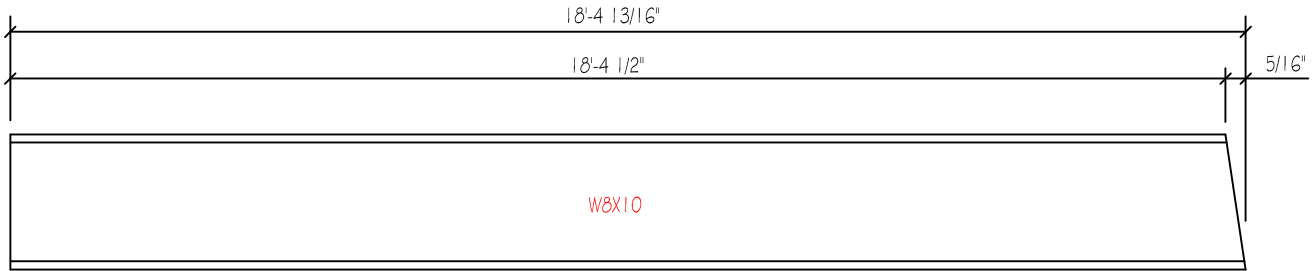
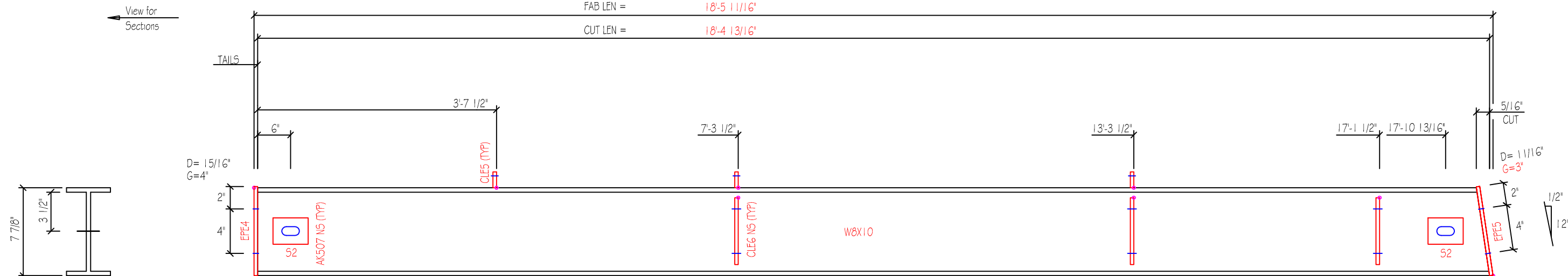
MARK	QNT	DESCRIPTION	Unit Wt	Total Wt
W8X10	1	W8X10 x 20'-7 1/4"	206.0	206.0
EPE2	1	8" x 1/2" x 8" PL	9.1	9.1
CLE2	8	6" x 3/16" x 7 1/4" PL	17.8	17.8
EPE3	2	6" x 3/16" x 2 7/8" x 6 7/8" AN	4.5	4.5
		Weight Sum ..	237.5	237.5

ID	SIZE
S1	9/16"x1"

Size: W8X10		Length: 21'-0"		Job: 4017R6	Date: 12/22/22
Part: W8X10		Finish: Red Oxide		Qty: 1	Mark: EC-5



D=DIAMETER
G=GAGE

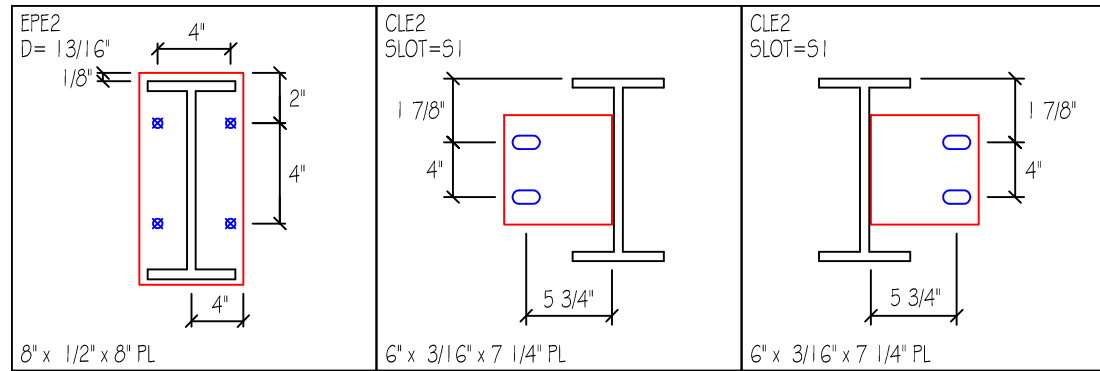


CUTTING DIAGRAM

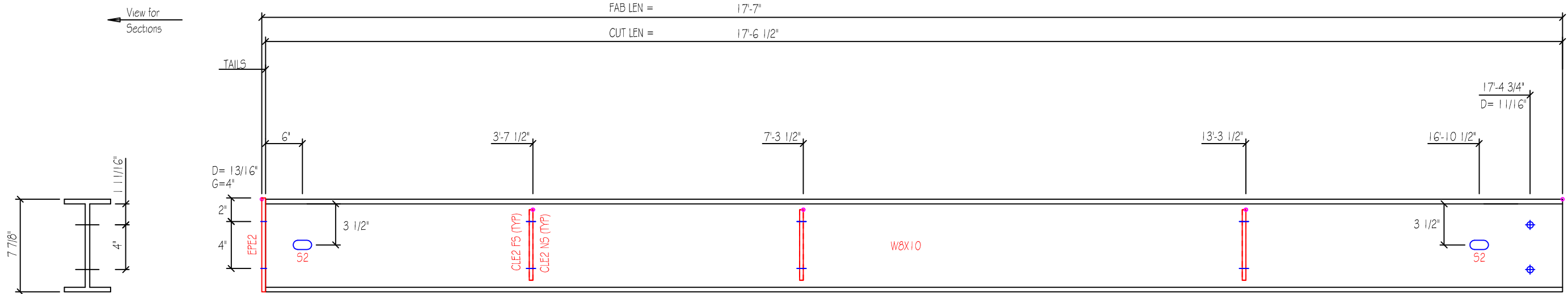
MARK	QNT	DESCRIPTION	Unit Wt	Total Wt
W8X10	1	W8X10 x 18'-4 13/16"	184.2	184.2
AK507	2	6" x 1/4" x 6" PL	5.1	5.1
EPE4	1	8" x 1/2" x 8" PL	9.1	9.1
EPE5	1	6" x 3/8" x 8" PL	2.3	2.3
CLE5	3	6" x 3/16" x 3 1/2" PL	3.1	3.1
CLE6	3	6" x 3/16" x 7 1/4" PL	6.7	6.7
		Weight Sum ..	210.4	210.4

SLOT TABLE	
ID	SIZE
51	9/16"x1"
52	1 1/8"x2 1/2"

Size: W8X10	Job: 4017R6	Date: 12/22/22
Part: W8X10	Finish: Red Oxide	Length: 18'-5 11/16"
	Qty: 1	Mark: EC-6



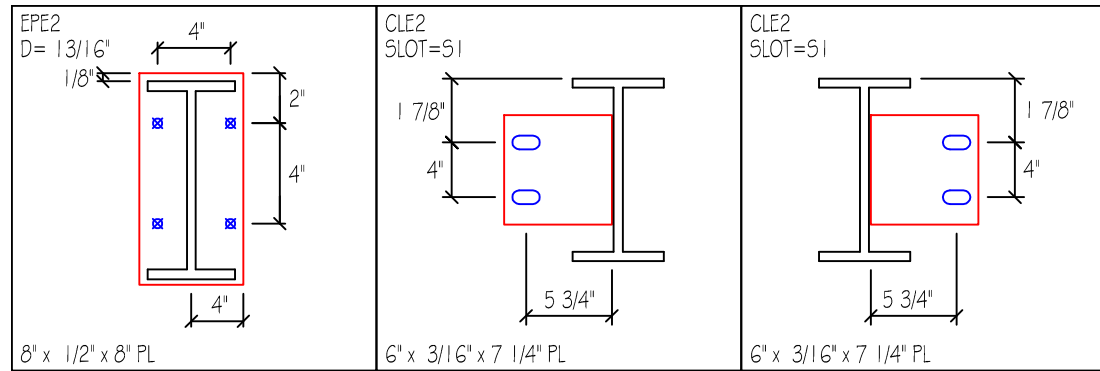
D=DIAMETER
G=GAGE



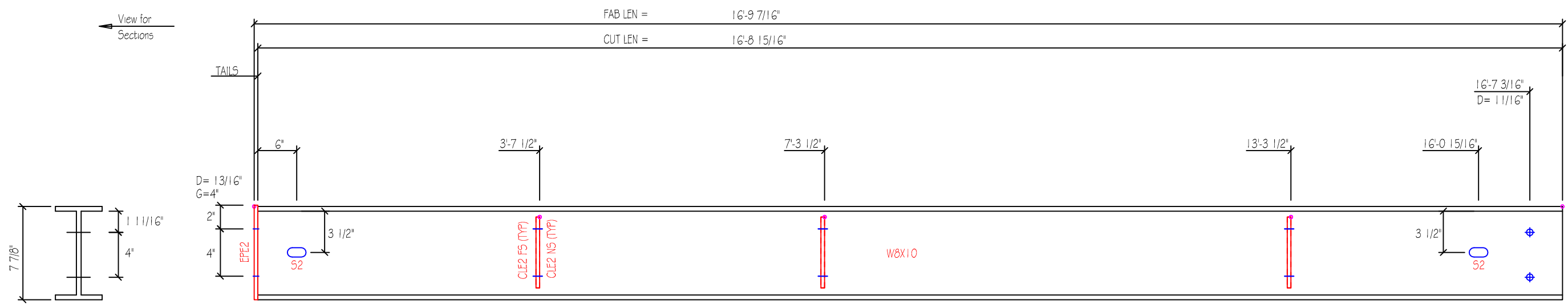
MARK	QNT	DESCRIPTION	Unit Wt	Total Wt
W8X10	1	W8X10 x 17'-6 1/2"	175.4	175.4
EPE2	1	8" x 1/2" x 8" PL	9.1	9.1
CLE2	6	6" x 3/16" x 7 1/4" PL	13.4	13.4
		Weight Sum ..	197.9	197.9

ID	SIZE
51	9/16"x1"
52	13/16"x2"

Size: W8X10		Length: 17'-7"		Job: 4017R6	Date: 12/22/22
Part: W8X10		Finish: Red Oxide		Qnt: 1	Mark: EC-7



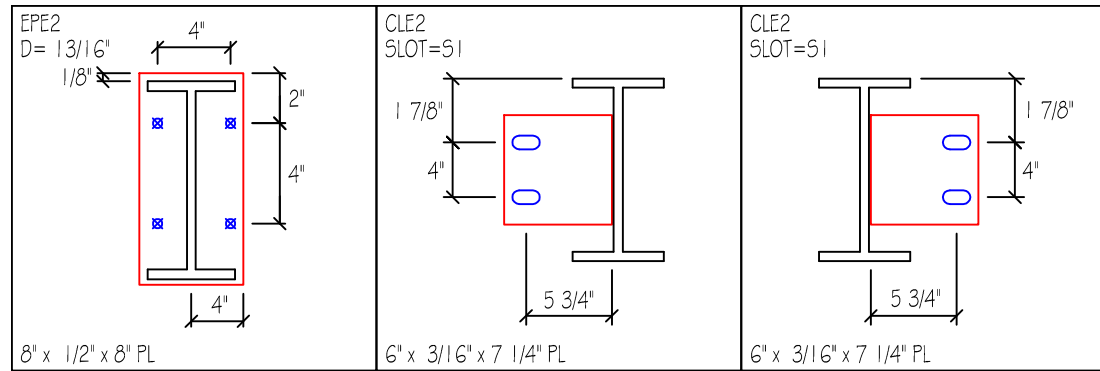
D=DIAMETER
G=GAGE



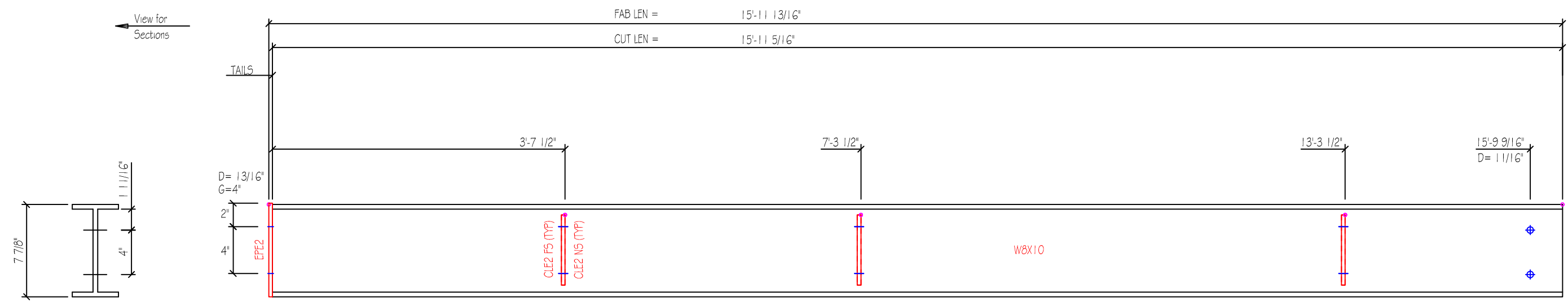
MARK	QNT	DESCRIPTION	Unit Wt	Total Wt
W8X10	1	W8X10 x 16'-8 15/16"	167.4	167.4
EPE2	1	8" x 1/2" x 8" PL	9.1	9.1
CLE2	6	6" x 3/16" x 7 1/4" PL	13.4	13.4
		Weight Sum ..	189.9	189.9

SLOT TABLE	
ID	SIZE
S1	9/16"x1"
S2	13/16"x2"

Size: W8X10			Job: 4017R6		Date: 12/22/22	
Part: W8X10			Finish: Red Oxide		Length: 16'-9 7/16" Qnt: 1 Mark: EC-8	



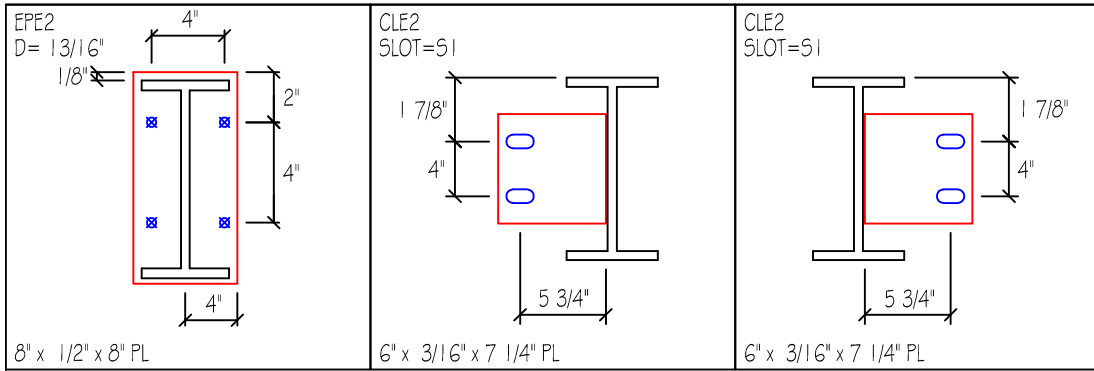
D=DIAMETER
G=GAGE



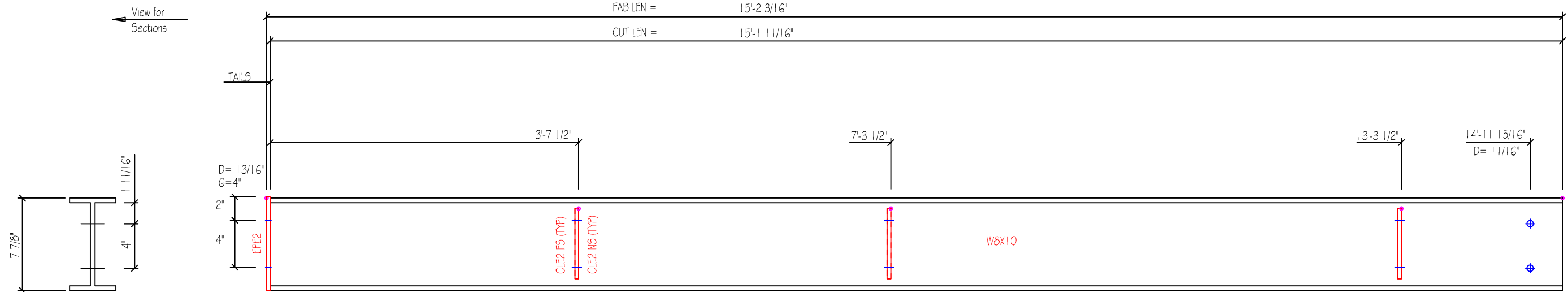
MARK	QNT	DESCRIPTION	Unit Wt	Total Wt
W8X10	1	W8X10 x 15'-11 5/16"	159.4	159.4
EPE2	1	8" x 1/2" x 8" PL	9.1	9.1
CLE2	6	6" x 3/16" x 7 1/4" PL	13.4	13.4
		Weight Sum ..	181.9	181.9

SLOT TABLE	
ID	SIZE
51	9/16"x1"

Size: W8X10			Job: 4017R6		Date: 12/22/22	
Part: W8X10			Finish: Red Oxide		Length: 15'-11 13/16"	
					Qty: 1	
					Mark: EC-9	



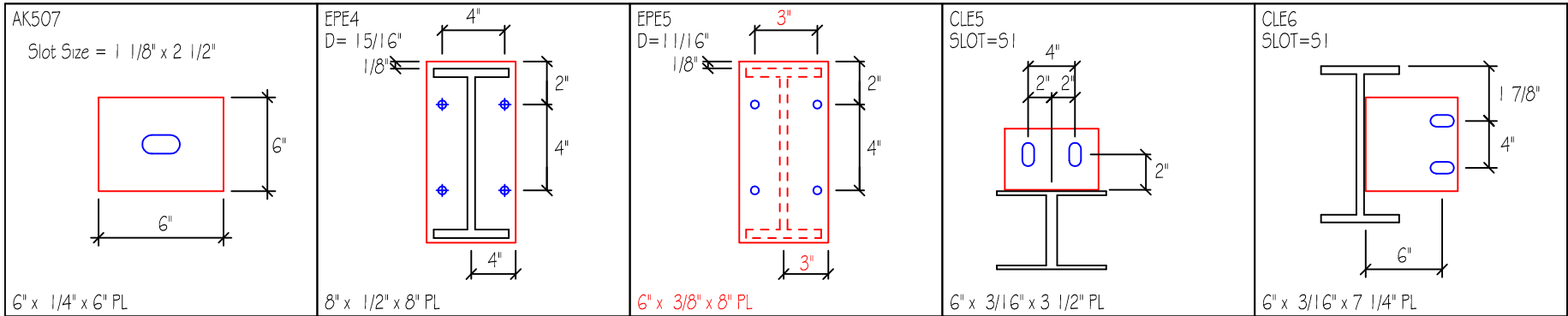
D=DIAMETER
G=GAGE



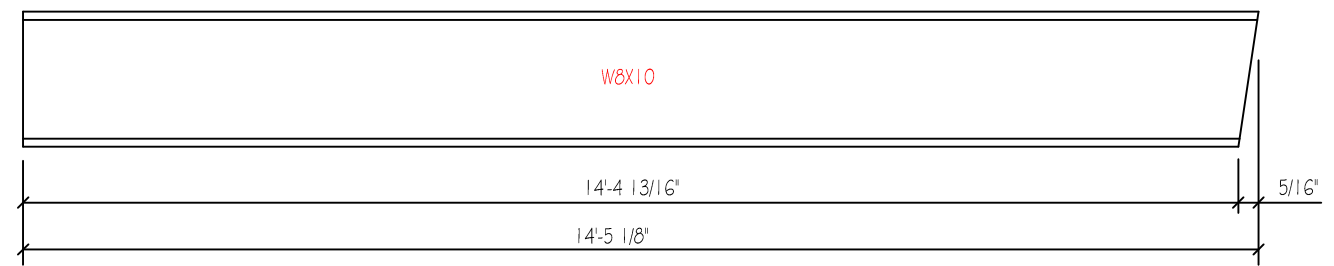
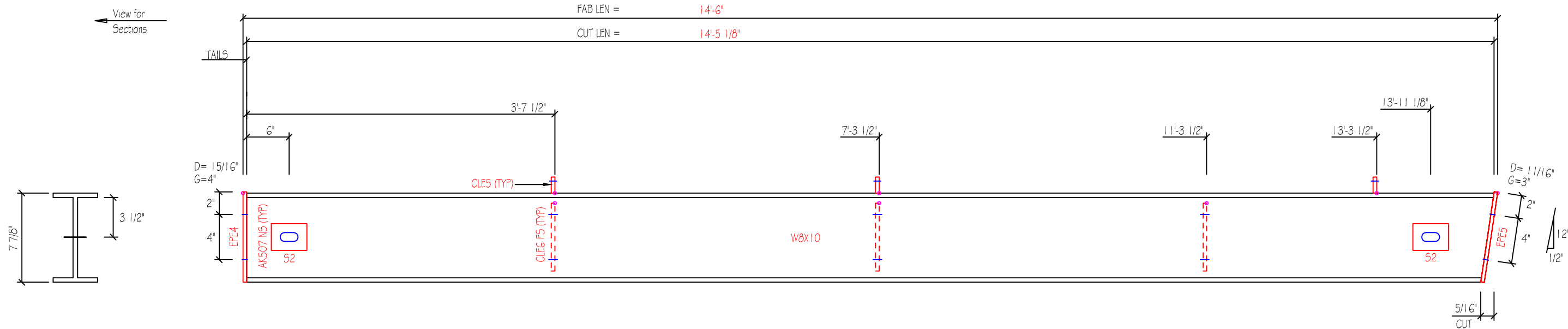
MARK	QNT	DESCRIPTION	Unit Wt	Total Wt
W8X10	1	W8X10 x 15'-1 11/16"	151.4	151.4
EPE2	1	8" x 1/2" x 8" PL	9.1	9.1
CLE2	6	6" x 3/16" x 7 1/4" PL	13.4	13.4
		Weight Sum ..	173.9	173.9

SLOT TABLE	
ID	SIZE
51	9/16"x1"

Size: W8X10		Job: 4017R6		Date: 12/22/22	
Part: W8X10		Finish: Red Oxide		Length: 15'-2 3/16"	
				Qty: 1	
				Mark: EC-10	



D=DIAMETER
G=GAGE

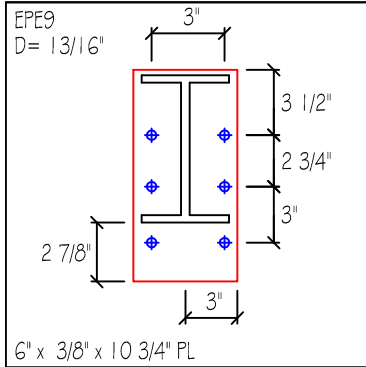


CUTTING DIAGRAM


SLOT TABLE	
ID	SIZE
51	9/16"x1"
52	1 1/8"x2 1/2"

MARK	QNT	DESCRIPTION	Unit Wt	Total Wt
W8X10	1	W8X10 x 14'-5 1/8"	144.4	144.4
AK507	2	6" x 1/4" x 6" PL	5.1	5.1
EPE4	1	8" x 1/2" x 8" PL	9.1	9.1
EPE5	1	6" x 3/8" x 8" PL	2.3	2.3
CLE5	3	6" x 3/16" x 3 1/2" PL	3.1	3.1
CLE6	3	6" x 3/16" x 7 1/4" PL	6.7	6.7
		Weight Sum ..	170.7	170.7

Size: W8X10		Job: 4017RG		Date: 12/22/22	
Part: W8X10		Finish: Red Oxide		Length: 14'-6"	
		Qty: 1		Mark: EC-11	

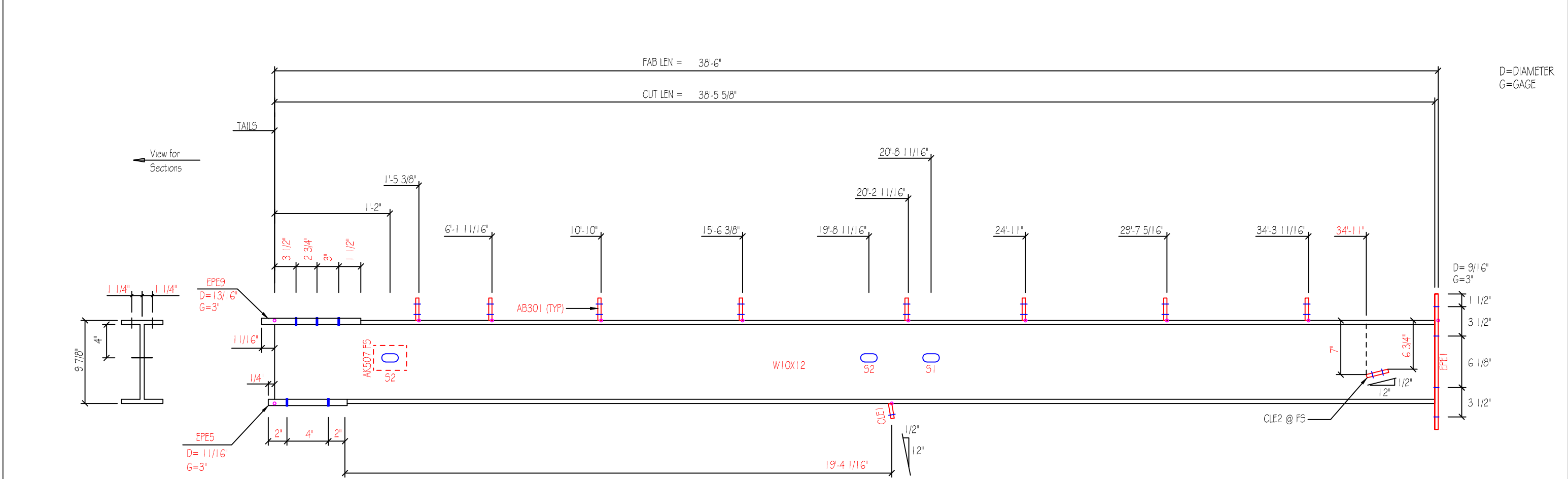
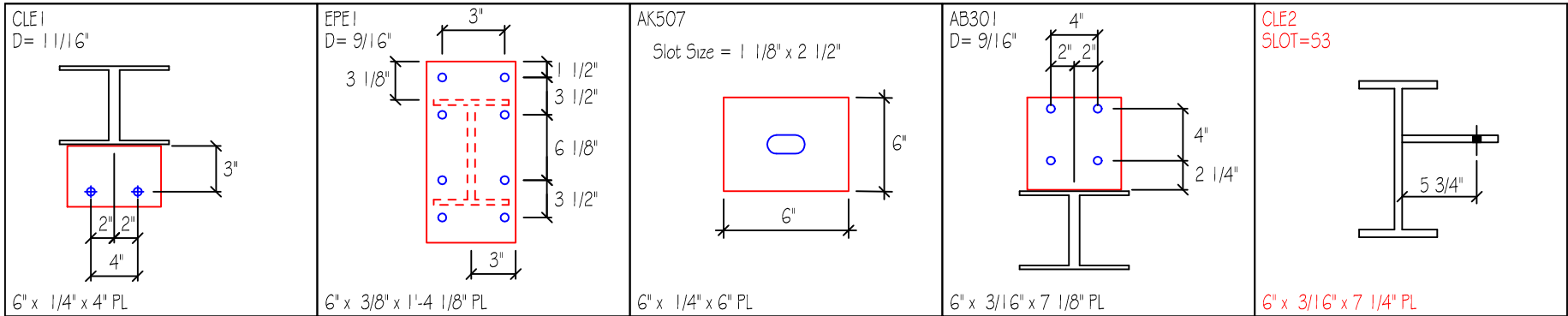


D=DIAMETER
G=GAGE

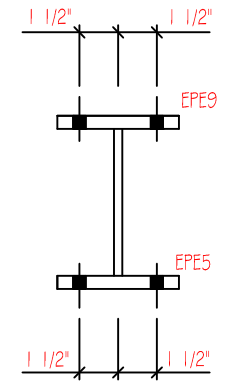
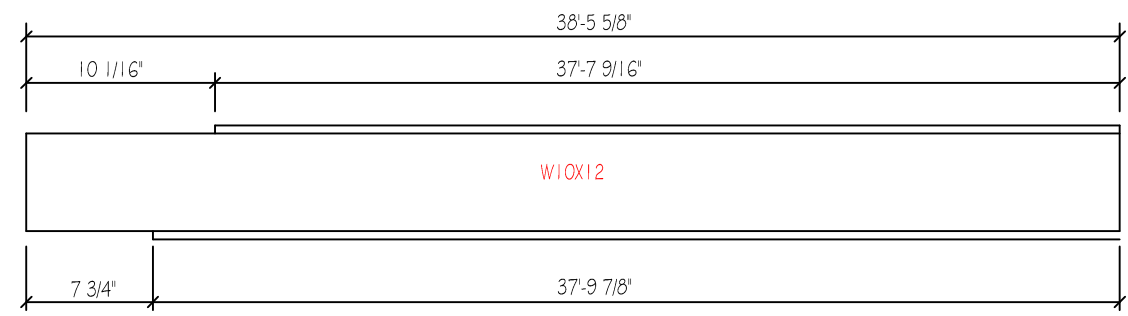


MARK	QNT	DESCRIPTION	Unit Wt	Total Wt
W8X10	6	W8X10 x 1'-3 13/16"	13.2	79.2
EPE9	6	6" x 3/8" x 10 3/4" PL	6.9	41.4
		Weight Sum ..	20.0	120.0

			Job: 4017RG	Date: 12/22/22
Size: W8X10		Length: 1'-4 3/16"	Qty: 6	Mark: EB-1
Part: W8X10	Finish: Red Oxide			



D=DIAMETER
G=GAGE

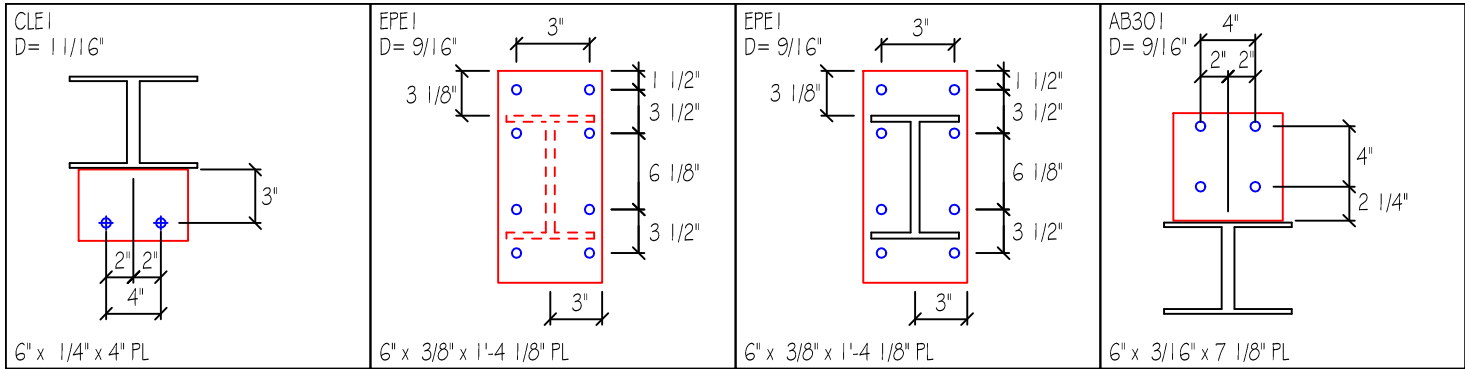


MARK	QNT	DESCRIPTION	Unit Wt	Total Wt
W10X12	1	W10X12 x 38'-5 5/8"	461.6	461.6
CLE1	1	6" x 1/4" x 4" PL	1.3	1.3
EPE1	1	6" x 3/8" x 1'-4 1/8" PL	10.3	10.3
AK507	1	6" x 1/4" x 6" PL	2.5	2.5
AB301	8	6" x 3/16" x 7 1/8" PL	18.2	18.2
EPE9	1	6" x 3/8" x 10 3/4" PL	6.9	6.9
EPE5	1	6" x 3/8" x 8" PL	2.3	2.3
CLE2	1	6" x 3/16" x 7 1/4" PL	2.2	2.2
		Weight Sum ..	493.9	493.9

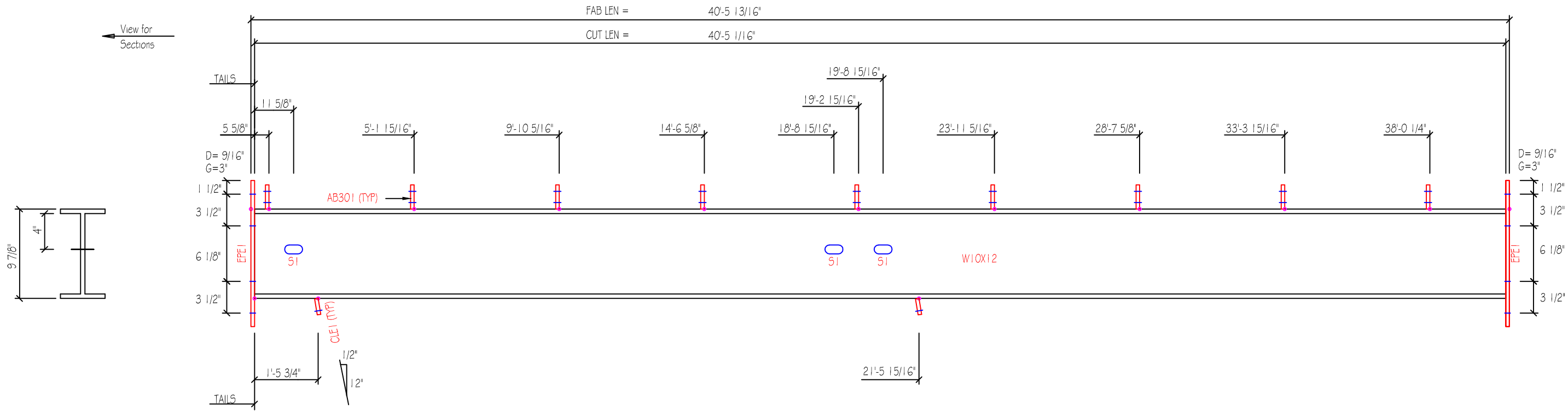
ID	SIZE
S1	13/16"x2"
S2	1 1/8"x2 1/2"
S3	9/16" x 1"

Size: W10X12		Length: 38'-6"		Job: 4017R6	Date: 12/22/22
Part: W10X12	Finish: Red Oxide	Qty: 1	Mark: ER-1		

CUTTING DIAGRAM



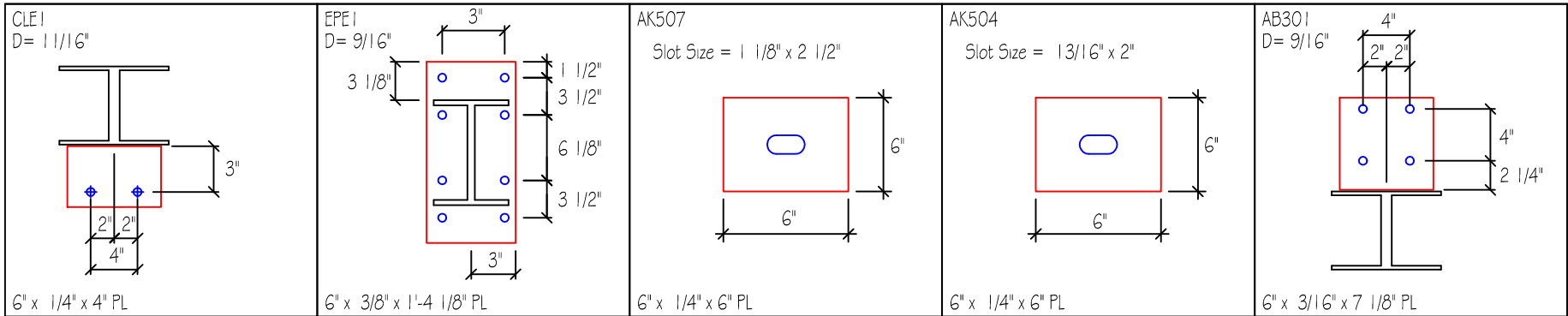
D=DIAMETER
G=GAGE



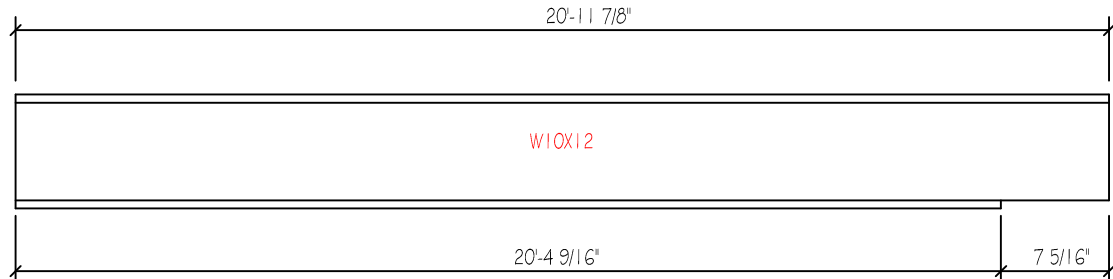
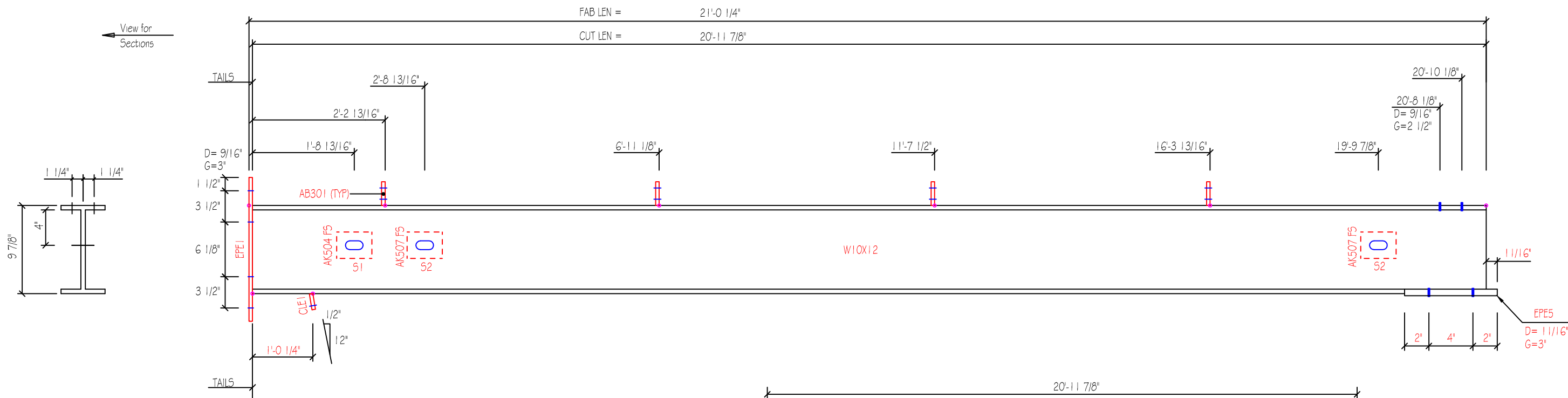
MARK	QNT	DESCRIPTION	Unit Wt	Total Wt
W10X12	1	W10X12 x 40'-5 1/16"	485.0	485.0
CLE1	2	6" x 1/4" x 4" PL	2.6	2.6
EPE1	2	6" x 3/8" x 1'-4 1/8" PL	20.6	20.6
AB301	9	6" x 3/16" x 7 1/8" PL	20.4	20.4
		Weight Sum ..	528.6	528.6

SLOT TABLE	
ID	SIZE
S1	13/16"x2"

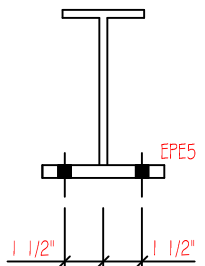
Size: W10X12			Job: 4017R6		Date: 12/22/22
Part: W10X12			Length: 40'-5 13/16"	Qnt: 1	Mark: ER-2
Finish: Red Oxide					



D=DIAMETER
G=GAGE



CUTTING DIAGRAM




MARK	QNT	DESCRIPTION	Unit Wt	Total Wt
W10X12	1	W10X12 x 20'-11 7/8"	251.9	251.9
CLE1	1	6" x 1/4" x 4" PL	1.3	1.3
EPE1	1	6" x 3/8" x 1'-4 1/8" PL	10.3	10.3
AK507	2	6" x 1/4" x 6" PL	5.1	5.1
AK504	1	6" x 1/4" x 6" PL	2.5	2.5
AB301	4	6" x 3/16" x 7 1/8" PL	9.1	9.1
EPE5	1	6" x 3/8" x 8" PL	2.3	2.3
		Weight Sum ..	280.2	280.2

ID	SIZE
S1	13/16"x2"
S2	1 1/8"x2 1/2"

Size: W10X12		Length: 21'-0 1/4"		Job: 4017R6	Date: 12/22/22
Part: W10X12		Finish: Red Oxide		Qnt: 1	Mark: ER-3

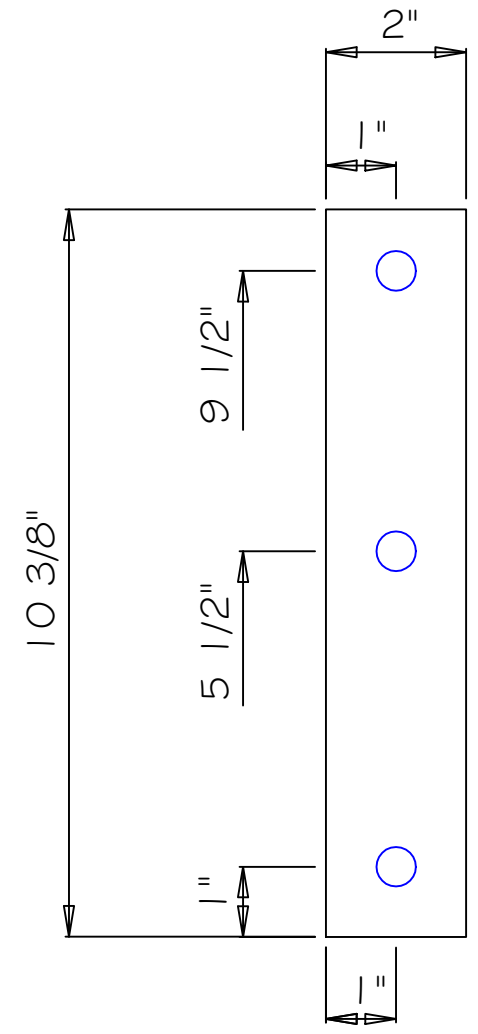
MARK	QTY	PART	LENGTH	THICK	DIA	UNIT WT
FB28.6	4	L2x2x1/4G	28.630	0.070	0.563	2.2
FB31.3	11	L2x2x1/4G	31.250	0.070	0.563	2.5
FB34.5	36	L2x2x1/4G	34.500	0.070	0.563	2.7
FB34.6	12	L2x2x1/4G	34.630	0.070	0.563	2.7



JOB 4017R6	CHECKED BY	DATE 12/22/22
DRAWING Angle Fabrication		

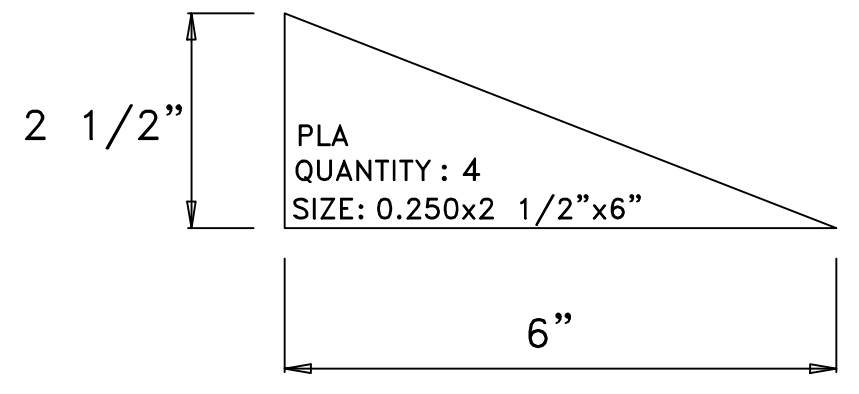
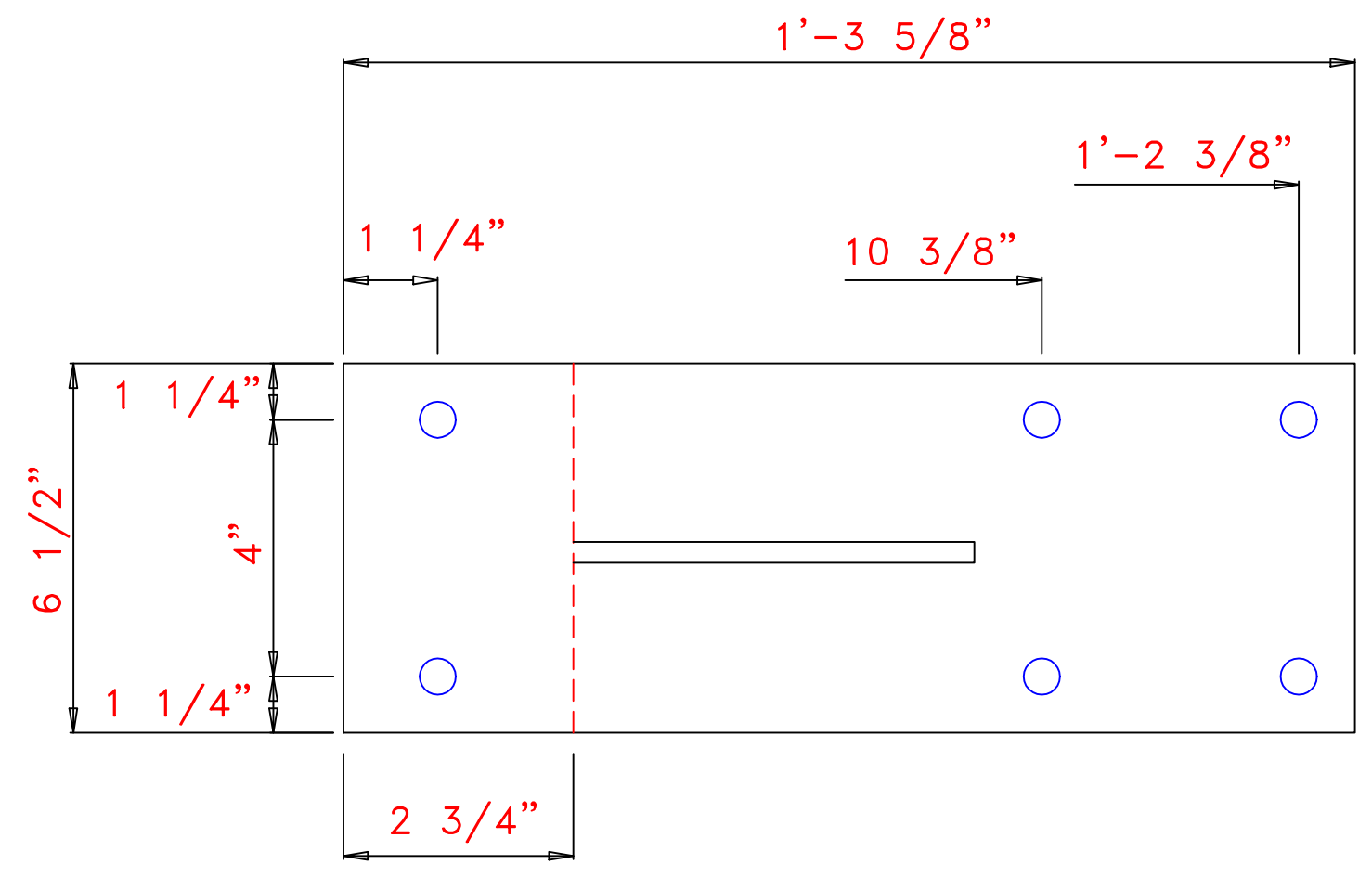
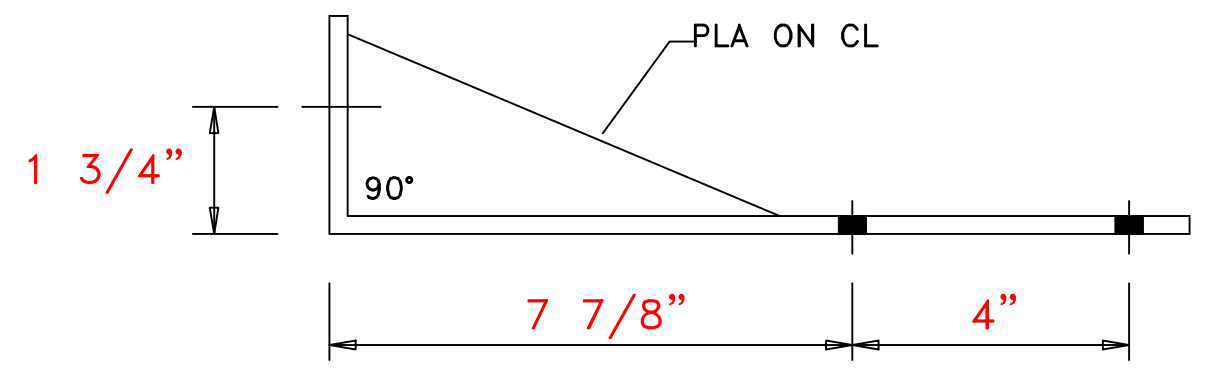
MARK : h1
QUANTITY : 59
SIZE : 0.188 x 10 3/8" x 2"

○ Dia= 9/16"



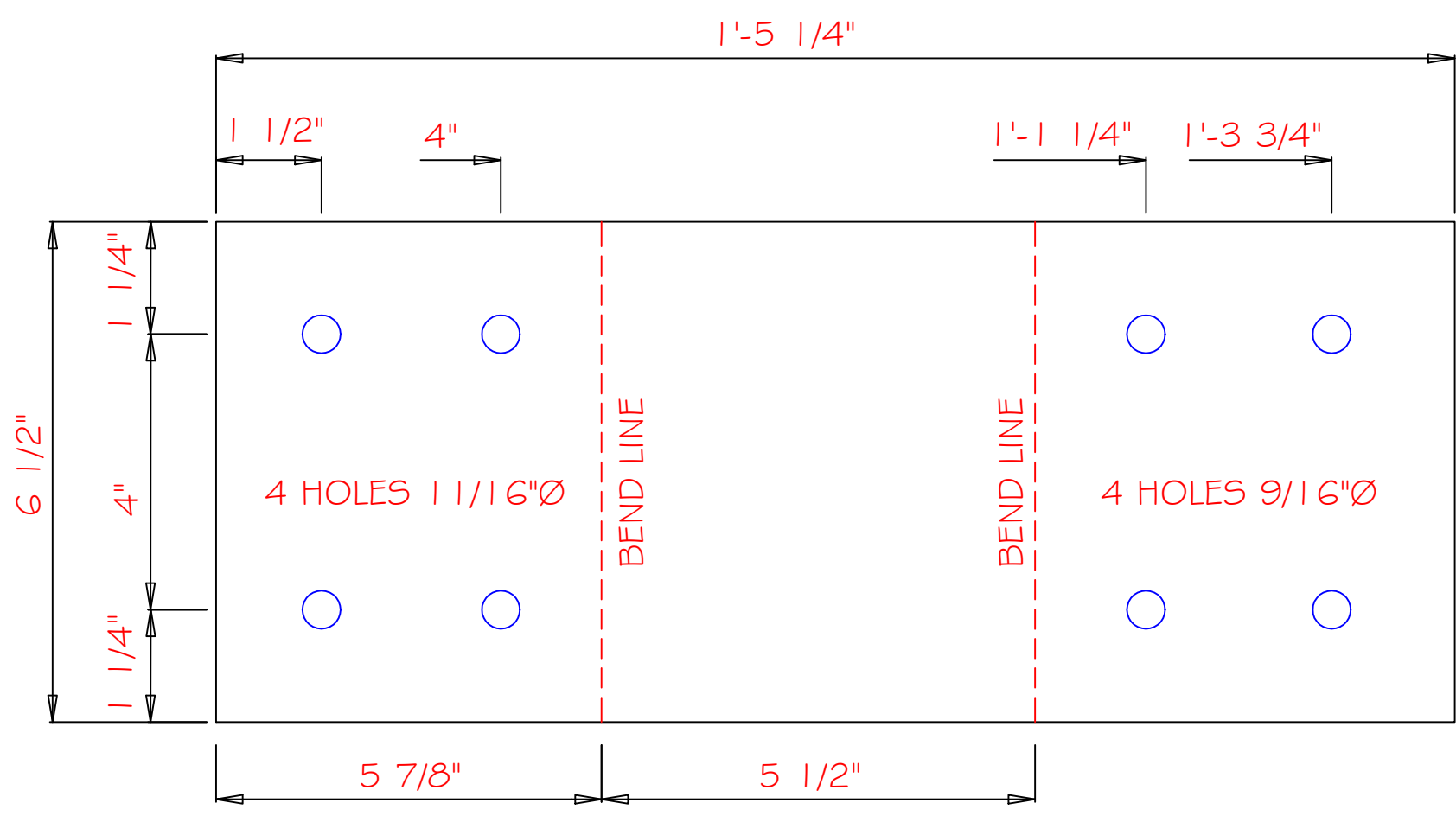
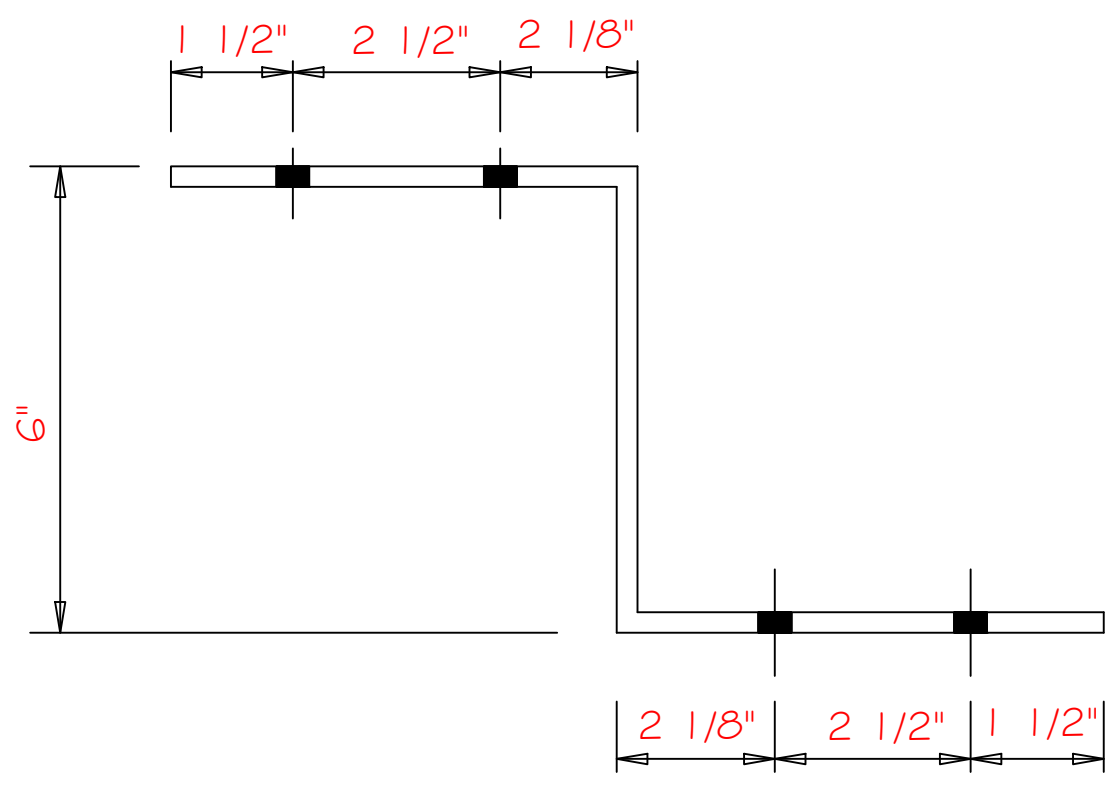
JOB	CHECKED BY	DATE	DRAWING
4017R6		12/22/22	

MARK : n1
 QUANTITY : 4
 SIZE : 1/4" x 6 1/2" x 1'-3 5/8"
 HOLES : 11/16"

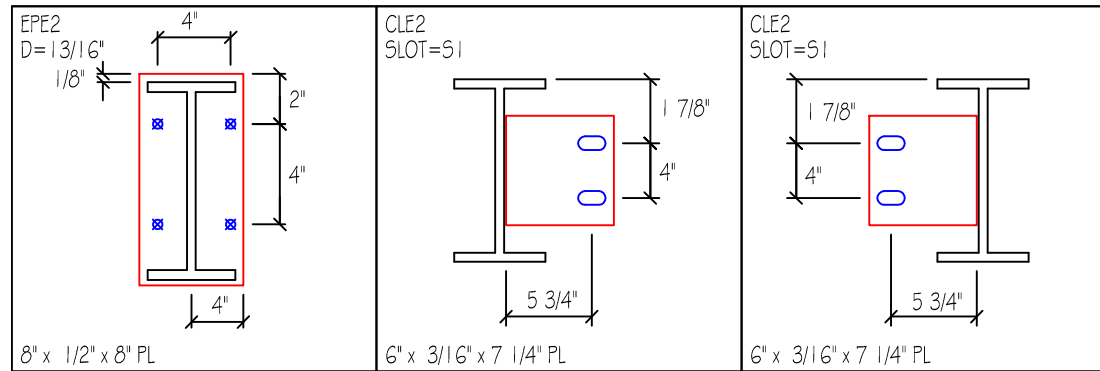


JOB	CHECKED BY	DATE	DRAWING
4017R6		12/22/22	

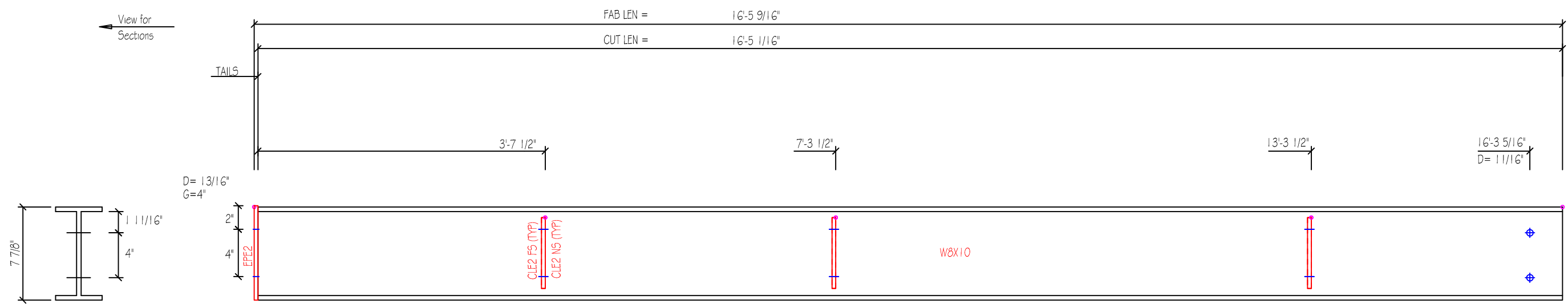
MARK : n2
 QUANTITY : 1
 SIZE : 0.250 x 6 1/2" x 1'-5 1/4"



JOB	CHECKED BY	DATE	DRAWING
4017R6		12/22/22	



D=DIAMETER
G=GAGE



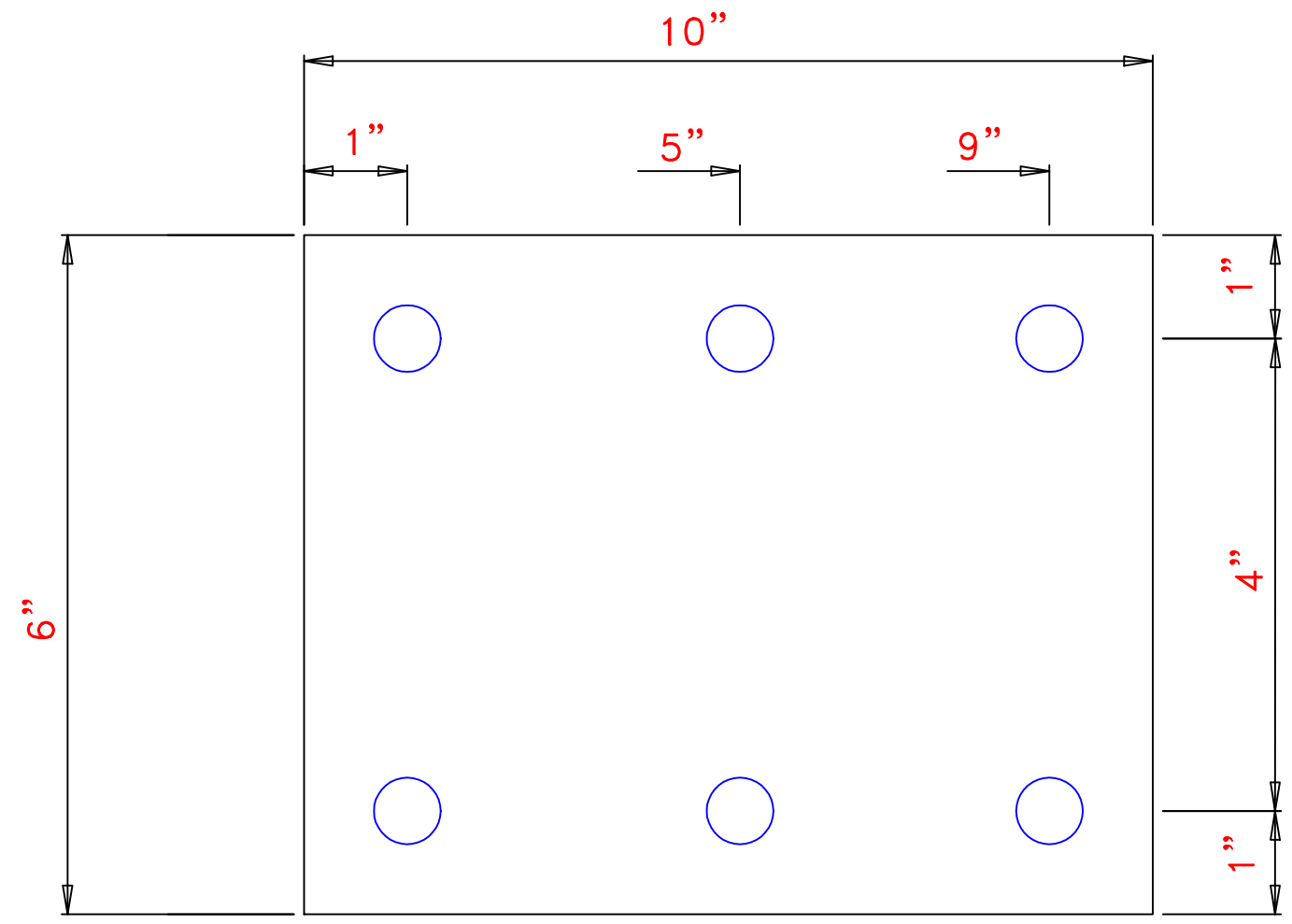
MARK	QNT	DESCRIPTION	Unit Wt	Total Wt
W8X10	1	W8X10 x 16'-5 1/16"	164.2	164.2
EPE2	1	8" x 1/2" x 8" PL	9.1	9.1
CLE2	6	6" x 3/16" x 7 1/4" PL	13.4	13.4
		Weight Sum ..	186.6	186.6

SLOT TABLE	
ID	SIZE
S1	9/16"x1"

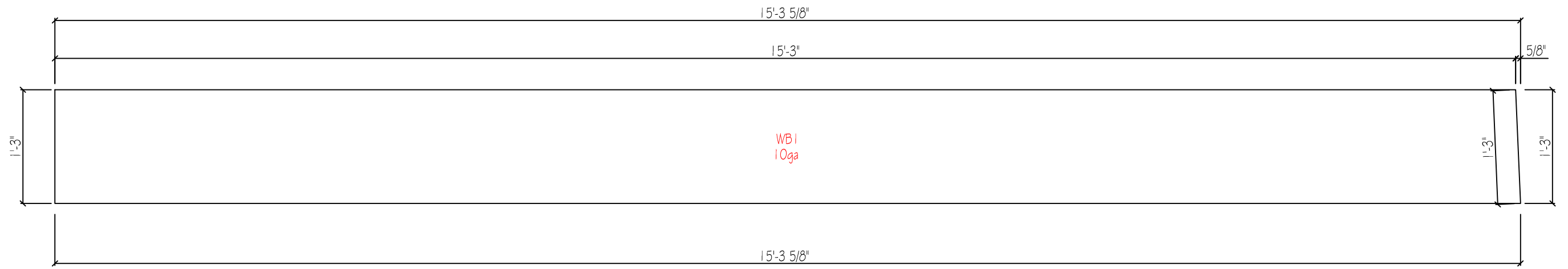
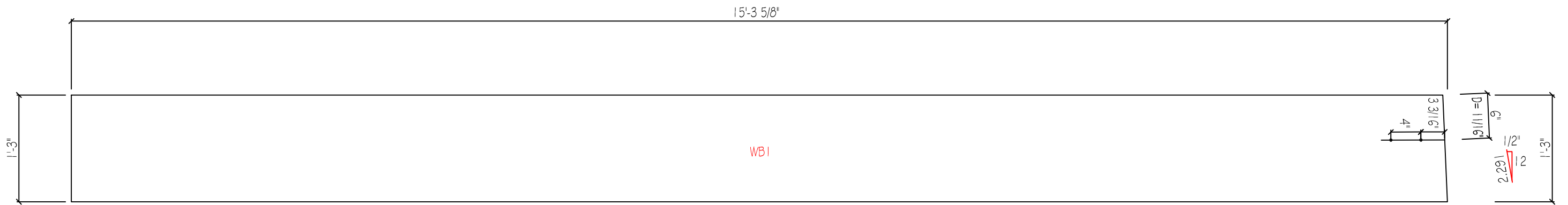
Size: W8X10		Length: 16'-5 9/16"		Job: 4017R6	Date: 12/22/22
Part: W8X10		Finish: Red Oxide		Qty: 1	Mark: PC-2

MARK : r1
QUANTITY : 1
SIZE : 0.250 x 6" x 9"

○ Dia= 9/16"

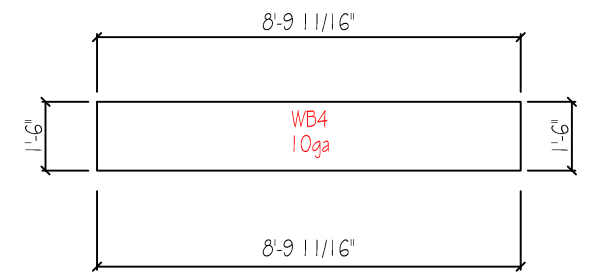
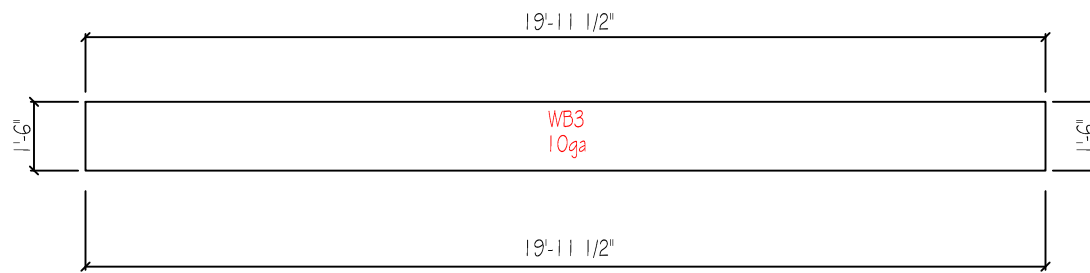
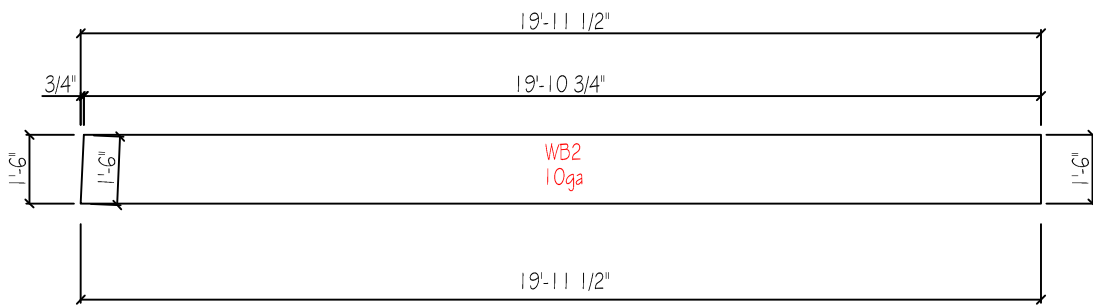
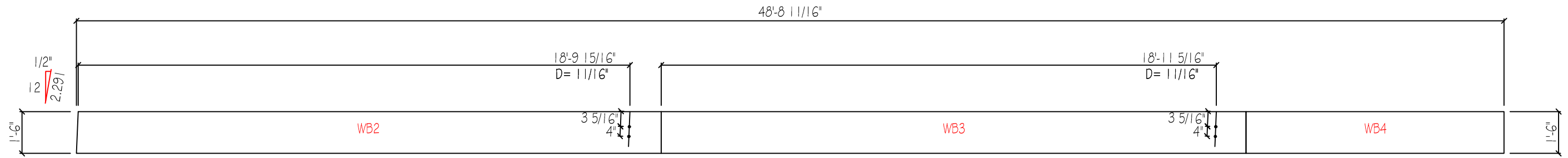


JOB	CHECKED BY	DATE	DRAWING
4017R6		12/22/22	



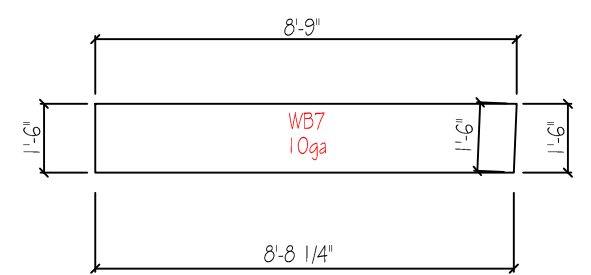
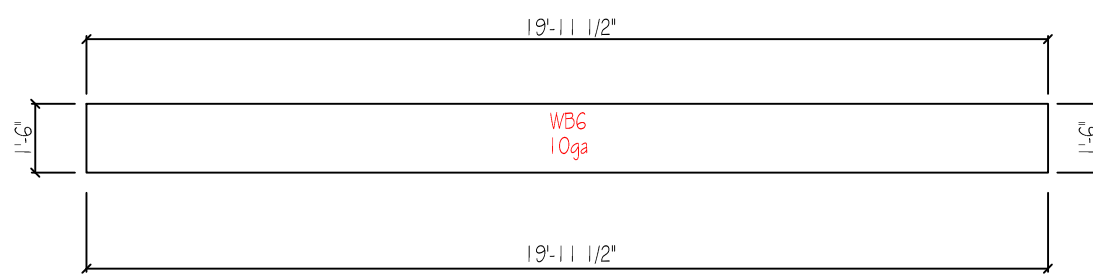
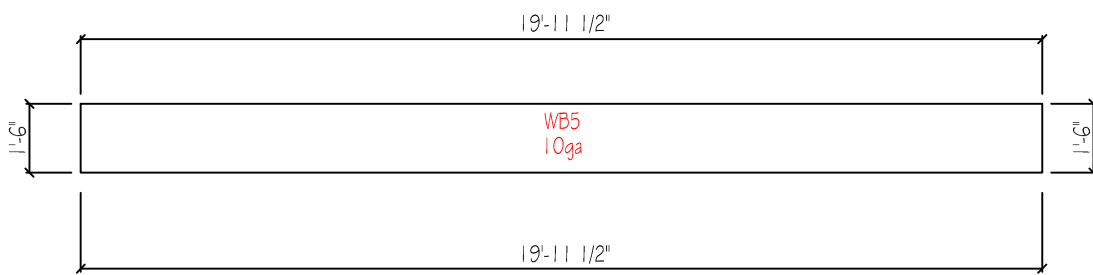
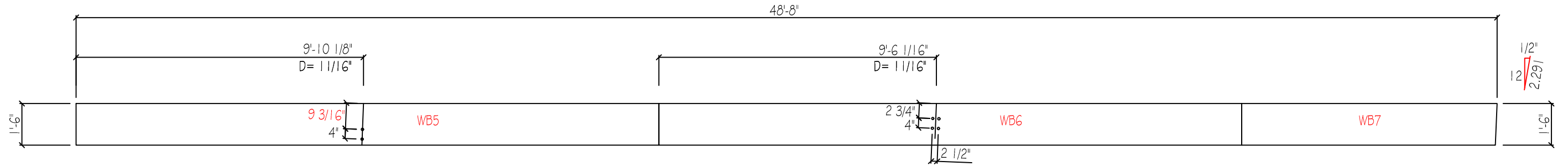
JOB 4017R6	CHECKED BY	DATE 12/22/22
QUANTITY 1	PART RF1-1	DRAWING RF1-1W

D=DIAMETER

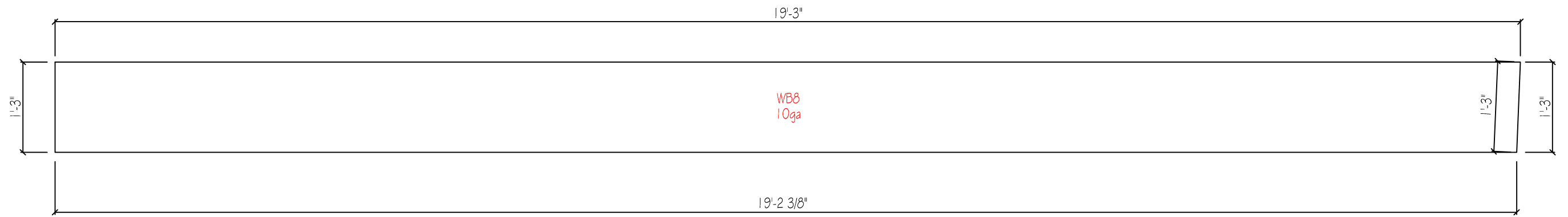
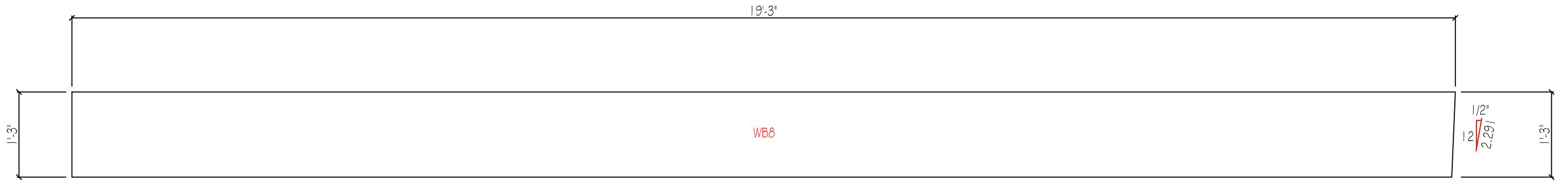


JOB 4017R6	CHECKED BY	DATE 12/22/22
QUANTITY 1	PART RF1-2	DRAWING RF1-2W

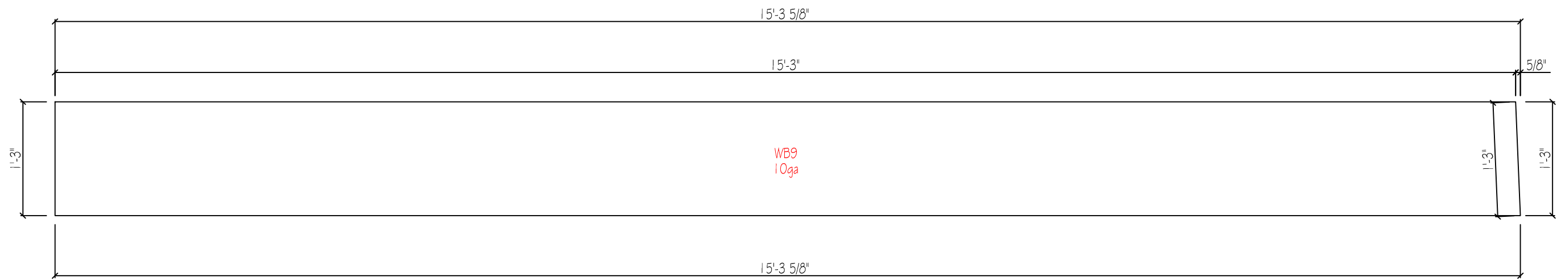
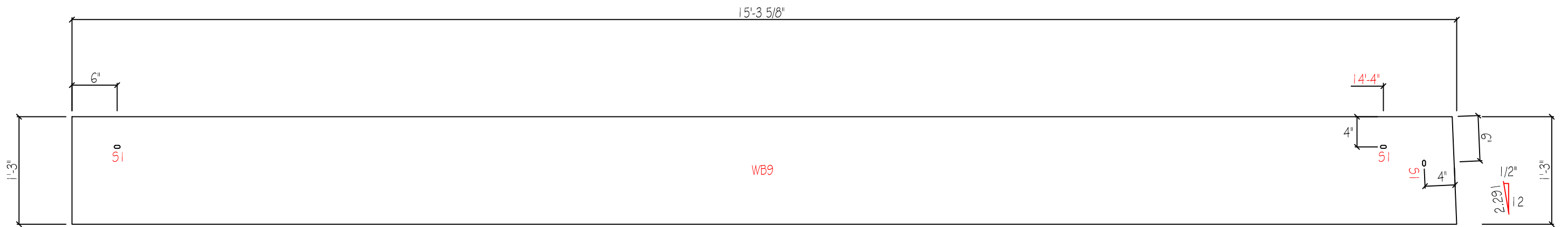
D=DIAMETER



JOB 4017R6	CHECKED BY	DATE 12/22/22
QUANTITY 1	PART RF1-3	DRAWING RF1-3W

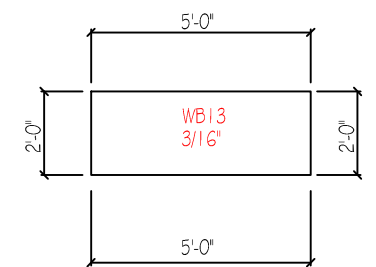
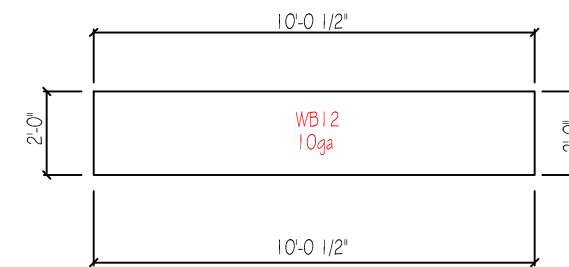
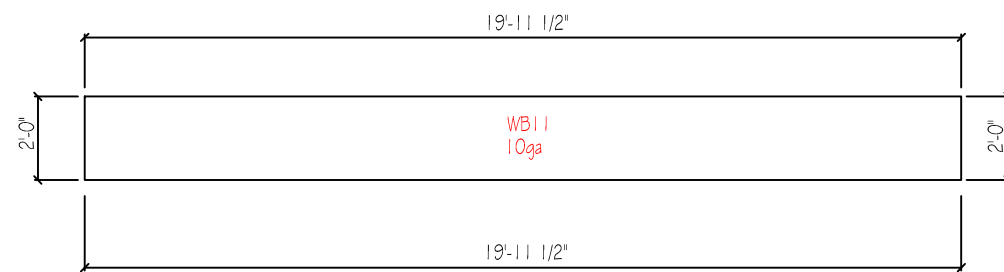
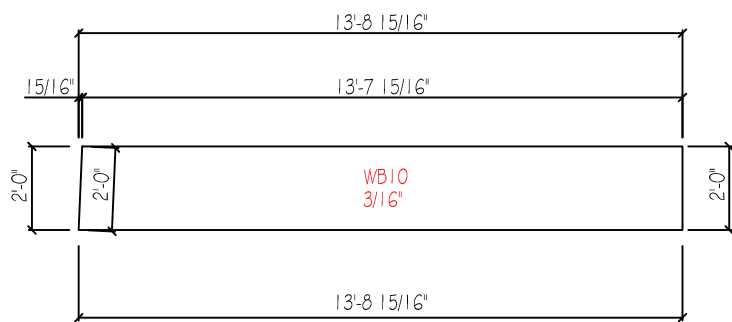
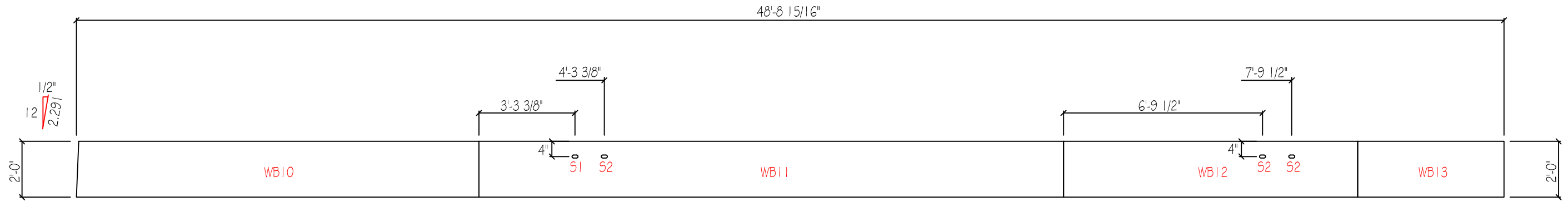


JOB 4017R6	CHECKED BY	DATE 12/22/22
QUANTITY 1	PART RF1-4	DRAWING RF1-4W



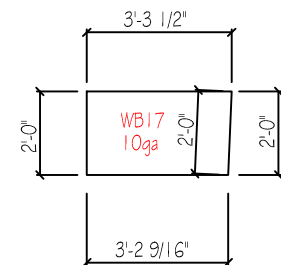
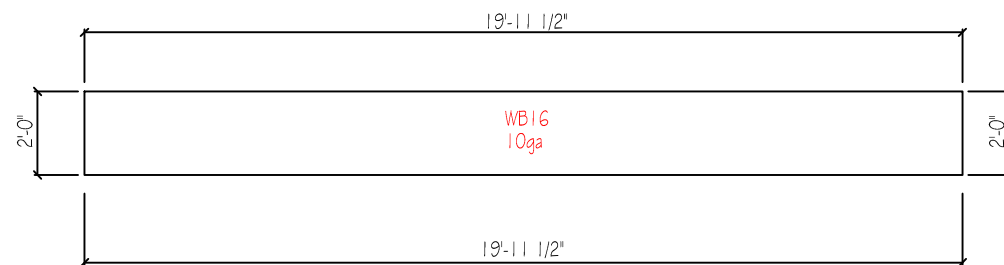
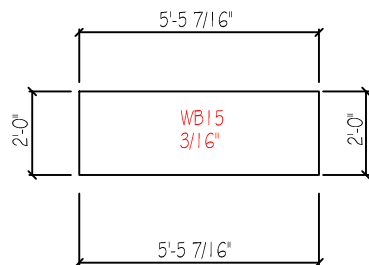
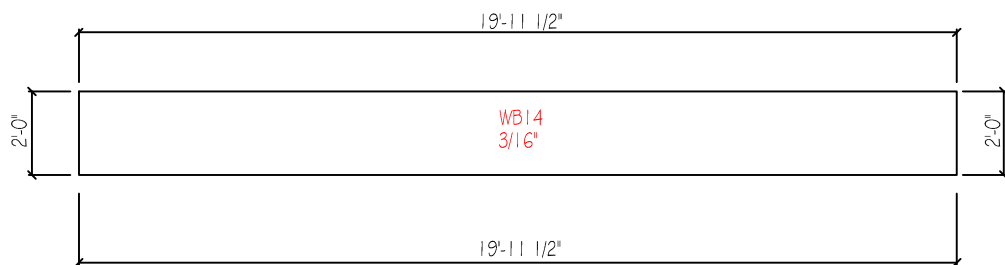
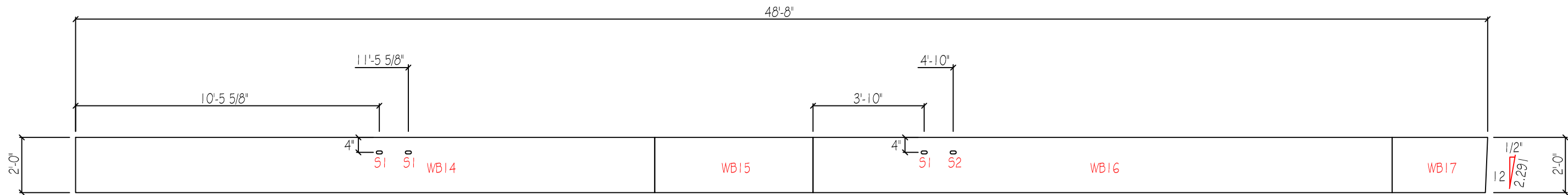
SLOT TABLE	
ID	SIZE
SI	1 1/8"x2 1/2"

JOB	CHECKED BY	DATE
4017R6		12/22/22
QUANTITY	PART	DRAWING
4	RF2-1	RF2-1W



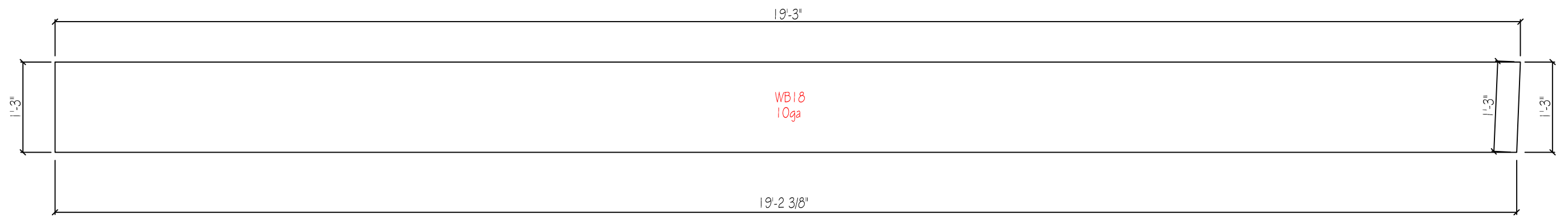
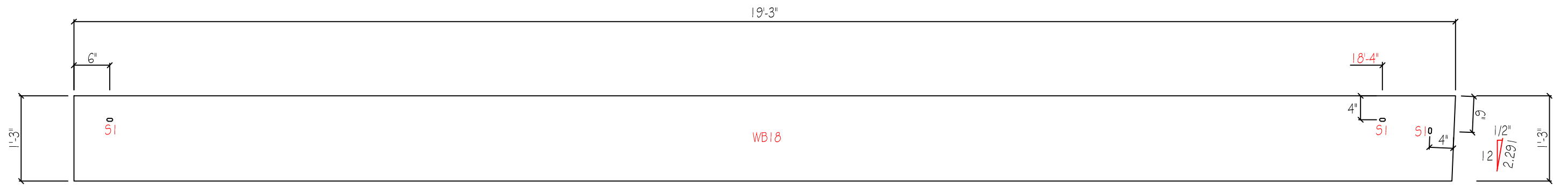
SLOT TABLE	
ID	SIZE
S1	1 1/8"x2 1/2"
S2	1 3/16"x2"

JOB 4017R6	CHECKED BY	DATE 12/22/22
QUANTITY 4	PART RF2-2	DRAWING RF2-2W



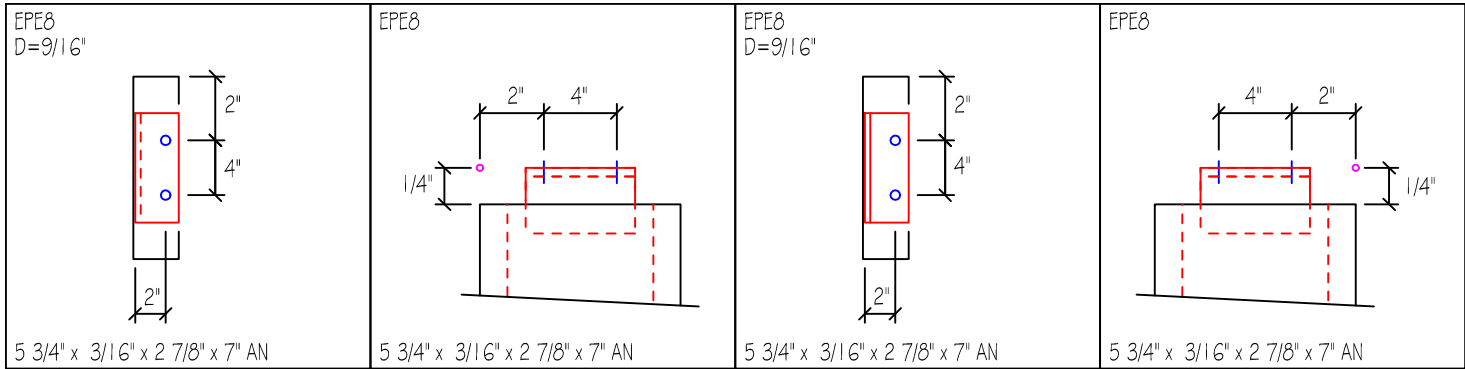
SLOT TABLE	
ID	SIZE
S1	1 3/16"x2"
S2	1 1/8"x2 1/2"

JOB		
4017R6	CHECKED BY	DATE
12/22/22		
QUANTITY		
4	PART	DRAWING
	RF2-3/RF2-8	RF2-3W



SLOT TABLE	
ID	SIZE
S1	1 1/8"x2 1/2"

JOB	CHECKED BY	DATE
4017R6		12/22/22
QUANTITY	PART	DRAWING
4	RF2-4/RF2-6	RF2-4W


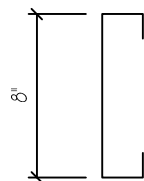


D=DIAMETER
G=GAGE

View for
Sections

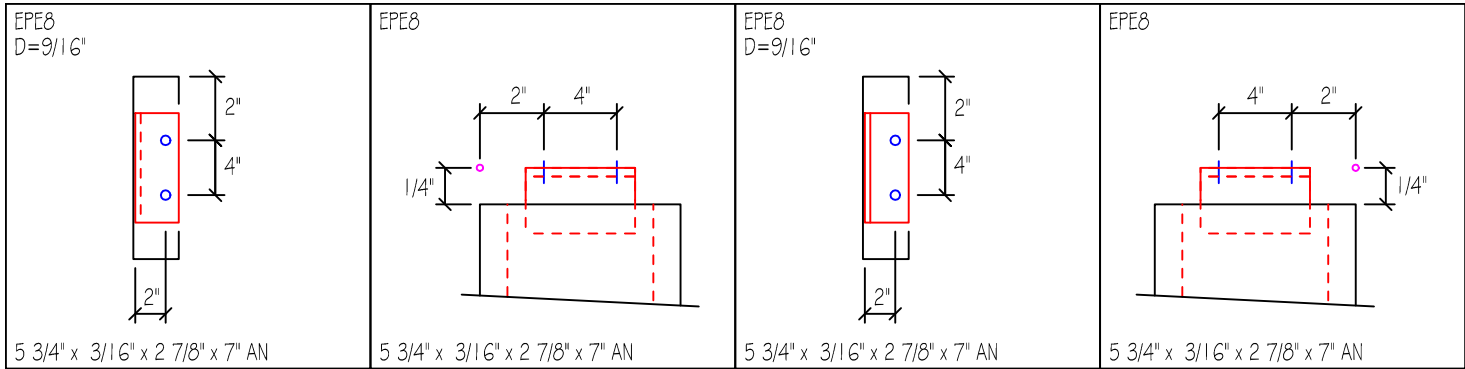
FAB LEN = 12'-1"

CUT LEN = 12'-0 1/2"



MARK	QNT	DESCRIPTION	Unit Wt	Total Wt
8X35C16	1	8X35C16 x 12'-0 1/2"	38.4	38.4
EPE8	2	5 3/4" x 3/16" x 2 7/8" x 7" AN	6.0	6.0
		Weight Sum ..	44.5	44.5

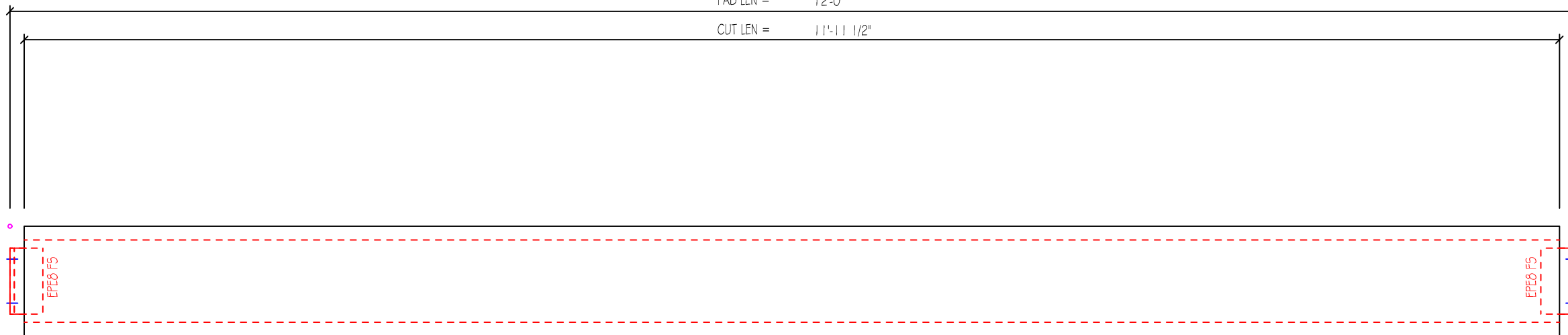
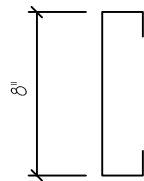
			Job: 4017R6	Date: 12/22/22
C Size: 8.0x3.5	Gage: 16	Length: 12'-1"	Qty: 1	Mark: DH-1
Part: 8X35C16	Finish: Red Oxide			



D=DIAMETER
G=GAGE

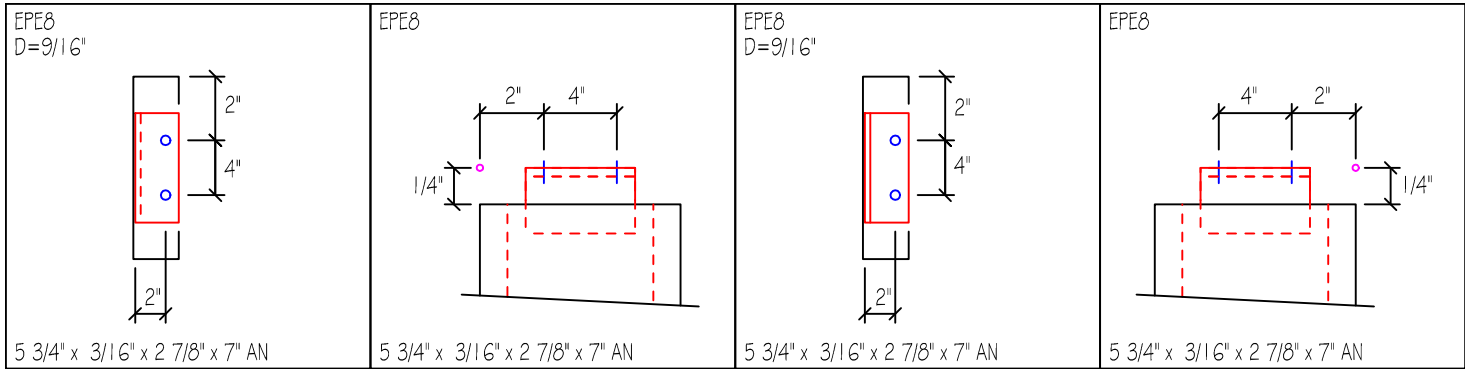
View for
Sections

FAB LEN = 12'-0"
CUT LEN = 11'-11 1/2"



MARK	QNT	DESCRIPTION	Unit Wt	Total Wt
8X35C16	4	8X35C16 x 11'-11 1/2"	38.2	152.6
EPE8	8	5 3/4" x 3/16" x 2 7/8" x 7" AN	6.0	24.2
		Weight Sum ..	44.2	176.8

			Job: 4017R6	Date: 12/22/22
C Size: 8.0x3.5	Gage: 16	Length: 12'-0"	Qty: 4	Mark: DH-2
Part: 8X35C16	Finish: Red Oxide			

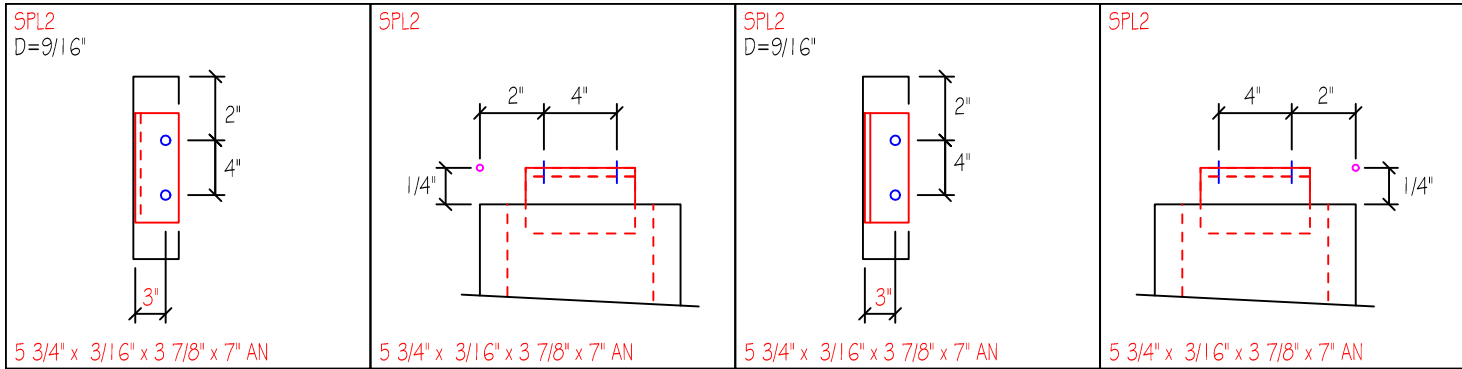


D=DIAMETER
G=GAGE



MARK	QNT	DESCRIPTION	Unit Wt	Total Wt
8X35C16	3	8X35C16 x 9'-11 1/2"	31.8	95.3
EPE8	6	5 3/4" x 3/16" x 2 7/8" x 7" AN	6.0	18.1
		Weight Sum ..	37.8	113.4

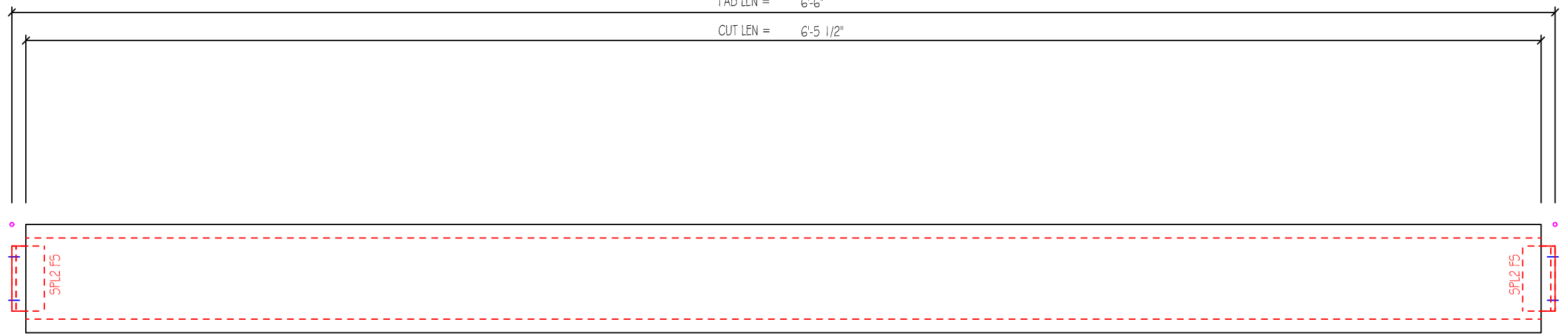
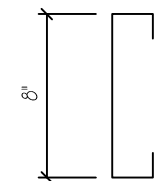
			Job: 4017R6	Date: 12/22/22
C Size: 8.0x3.5	Gage: 16	Length: 10'-0"	Qty: 3	Mark: DH-3
Part: 8X35C16	Finish: Red Oxide			



D=DIAMETER
G=GAGE

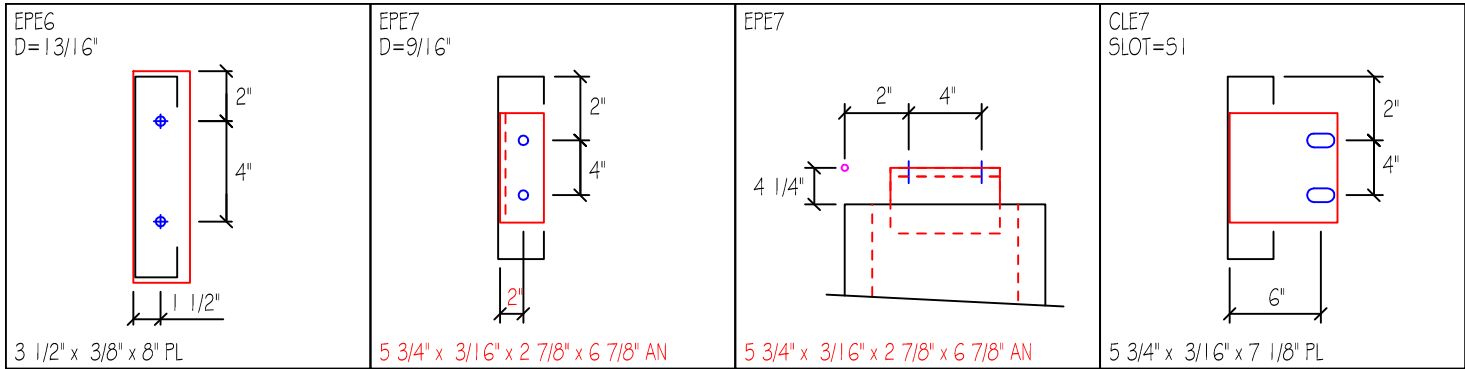
View for
Sections

FAB LEN = 6'-6"
CUT LEN = 6'-5 1/2"




MARK	QNT	DESCRIPTION	Unit Wt	Total Wt
8X35C16	2	8X35C16 x 6'-5 1/2"	20.6	41.2
SPL2	4	5 3/4" x 3/16" x 3 7/8" x 7" AN	6.0	12.1
		Weight Sum ..	26.6	53.3

			Job: 4017R6	Date: 12/22/22
C Size: 8.0x3.5	Gage: 16	Length: 6'-6"	Qty: 2	Mark: DH-4
Part: 8X35C16	Finish: Red Oxide			



D=DIAMETER
G=GAGE

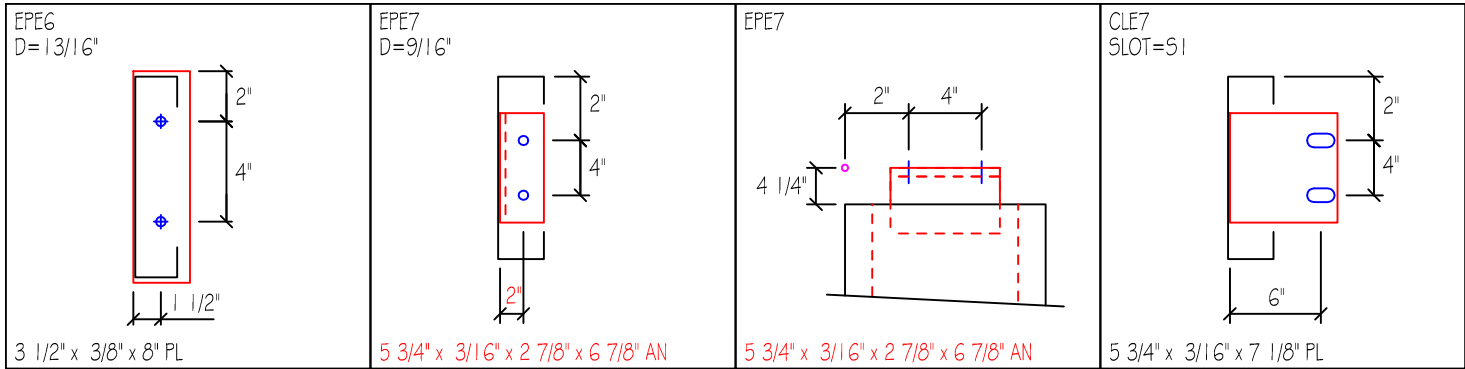


MARK	QNT	DESCRIPTION	Unit Wt	Total Wt
8X35C16	2	8X35C16 x 12'-11 3/8"	41.3	82.6
EPE6	2	3 1/2" x 3/8" x 8" PL	3.0	6.0
EPE7	2	5 3/4" x 3/16" x 2 7/8" x 6 7/8" AN	2.7	5.4
CLE7	4	5 3/4" x 3/16" x 7 1/8" PL	4.3	8.7
		Weight Sum ..	51.3	102.6


SLOT TABLE	
ID	SIZE
51	9/16"x1"

C Size: 8.0x3.5			Gage: 16	Length: 13'-4"	Qty: 2	Mark: DJ-1
Part: 8X35C16			Finish: Red Oxide			

Job: 4017R6 Date: 12/22/22



D=DIAMETER
G=GAGE

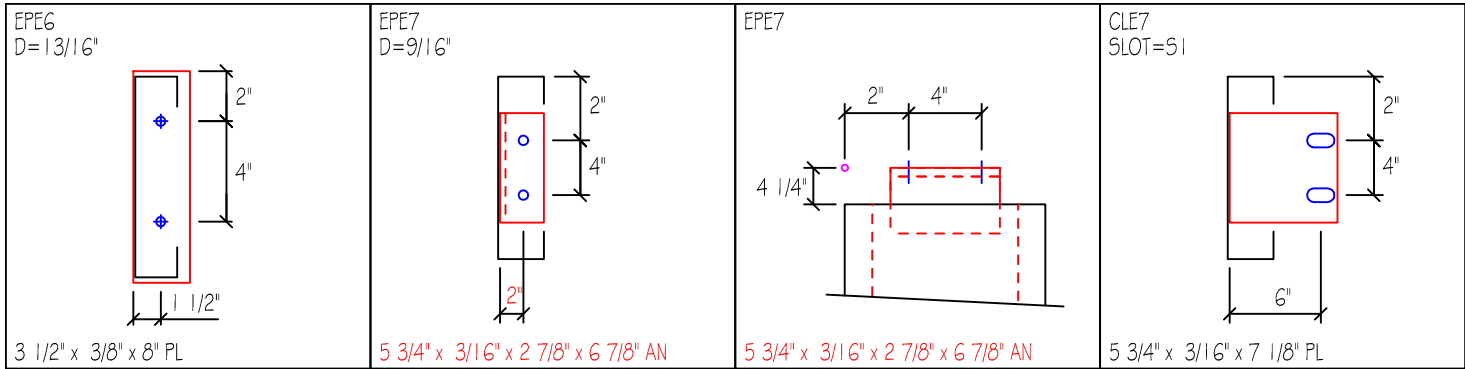


MARK	QNT	DESCRIPTION	Unit Wt	Total Wt
8X35C16	6	8X35C16 x 12'-11 3/8"	41.3	247.8
EPE6	6	3 1/2" x 3/8" x 8" PL	3.0	17.9
EPE7	6	5 3/4" x 3/16" x 2 7/8" x 6 7/8" AN	2.7	16.1
CLE7	12	5 3/4" x 3/16" x 7 1/8" PL	4.3	26.0
		Weight Sum ..	51.3	307.8


SLOT TABLE	
ID	SIZE
51	9/16"x1"

C Size: 8.0x3.5			Gage: 16	Length: 13'-4"	Qnt: 6	Mark: DJ-2
Part: 8X35C16			Finish: Red Oxide			

Job: 4017R6 Date: 12/22/22



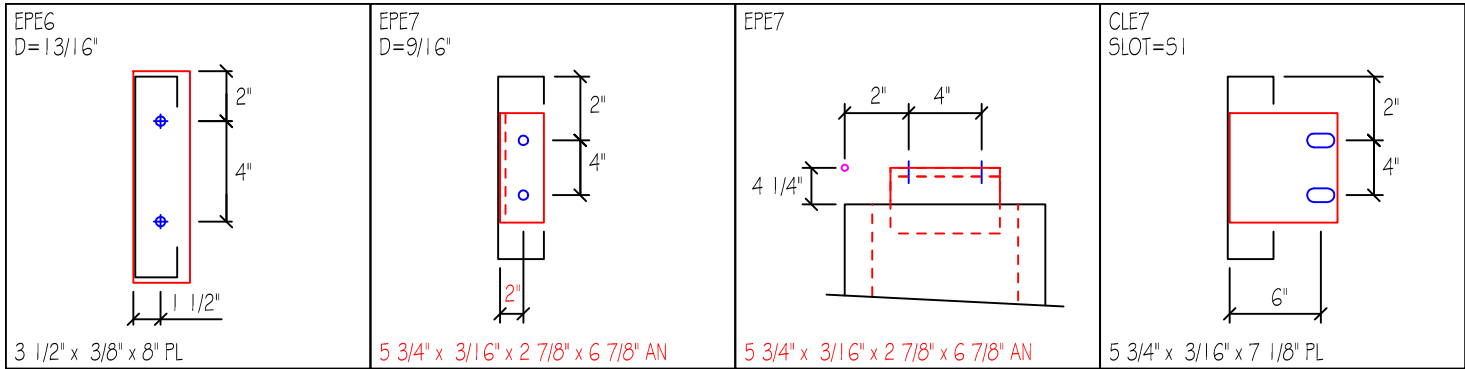
D=DIAMETER
G=GAGE




MARK	QNT	DESCRIPTION	Unit Wt	Total Wt
8X35C16	2	8X35C16 x 12'-11 3/8"	41.3	82.6
EPE6	2	3 1/2" x 3/8" x 8" PL	3.0	6.0
EPE7	2	5 3/4" x 3/16" x 2 7/8" x 6 7/8" AN	2.7	5.4
CLE7	2	5 3/4" x 3/16" x 7 1/8" PL	2.2	4.4
		Weight Sum ..	49.1	98.2

SLOT TABLE	
ID	SIZE
51	9/16"x1"

C Size: 8.0x3.5			Gage: 16	Length: 13'-4"	Job: 4017R6	Qt: 2	Date: 12/22/22
Part: 8X35C16		Finish: Red Oxide		Mark: DJ-3			



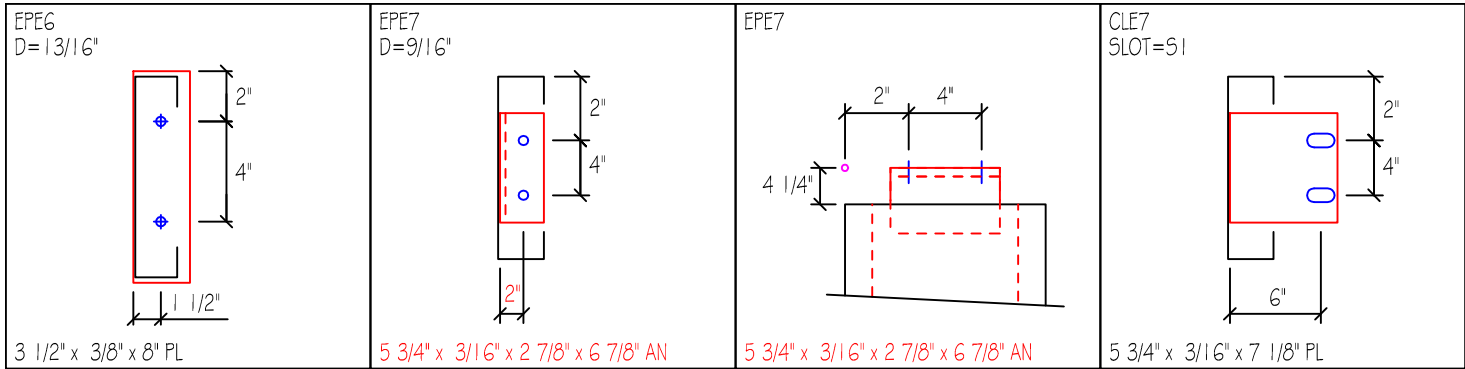
D=DIAMETER
G=GAGE




MARK	QNT	DESCRIPTION	Unit Wt	Total Wt
8X35C16	2	8X35C16 x 12'-11 3/8"	41.3	82.6
EPE6	2	3 1/2" x 3/8" x 8" PL	3.0	6.0
EPE7	2	5 3/4" x 3/16" x 2 7/8" x 6 7/8" AN	2.7	5.4
CLE7	2	5 3/4" x 3/16" x 7 1/8" PL	2.2	4.3
		Weight Sum ..	49.1	98.3

SLOT TABLE	
ID	SIZE
51	9/16"x1"

C Size: 8.0x3.5			Gage: 16	Length: 13'-4"	Job: 4017R6	Qnt: 2	Date: 12/22/22
Part: 8X35C16		Finish: Red Oxide		Mark: DJ-4			



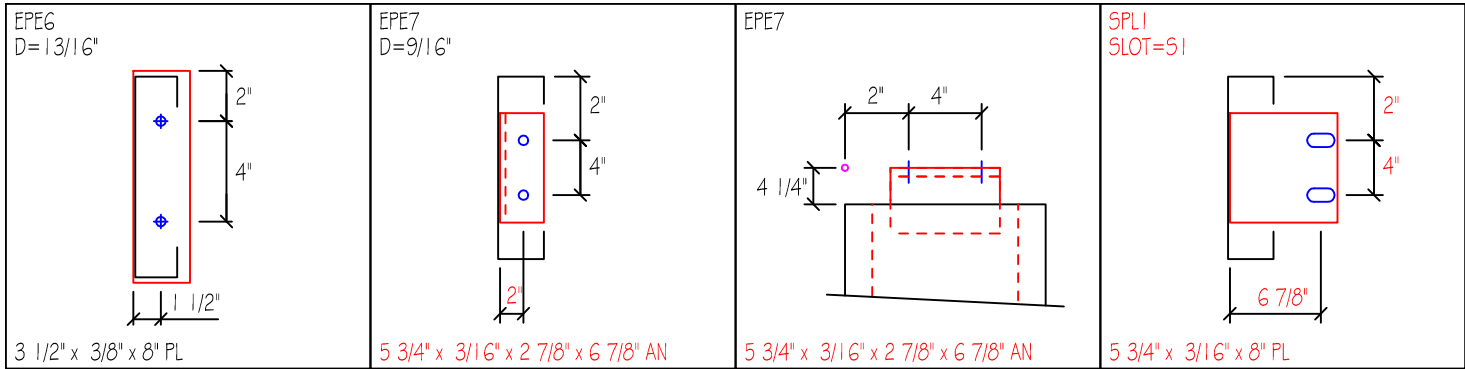
D=DIAMETER
G=GAGE




MARK	QNT	DESCRIPTION	Unit Wt	Total Wt
8X35C16	4	8X35C16 x 12'-11 3/8"	41.3	165.2
EPE6	4	3 1/2" x 3/8" x 8" PL	3.0	11.9
EPE7	4	5 3/4" x 3/16" x 2 7/8" x 6 7/8" AN	2.7	10.7
CLE7	8	5 3/4" x 3/16" x 7 1/8" PL	4.3	17.4
		Weight Sum ..	51.3	205.2

SLOT TABLE	
ID	SIZE
51	9/16"x1"

C Size: 8.0x3.5			Gage: 16	Length: 13'-4"	Job: 4017R6	Qnt: 4	Date: 12/22/22
Part: 8X35C16		Finish: Red Oxide		Mark: DJ-5			



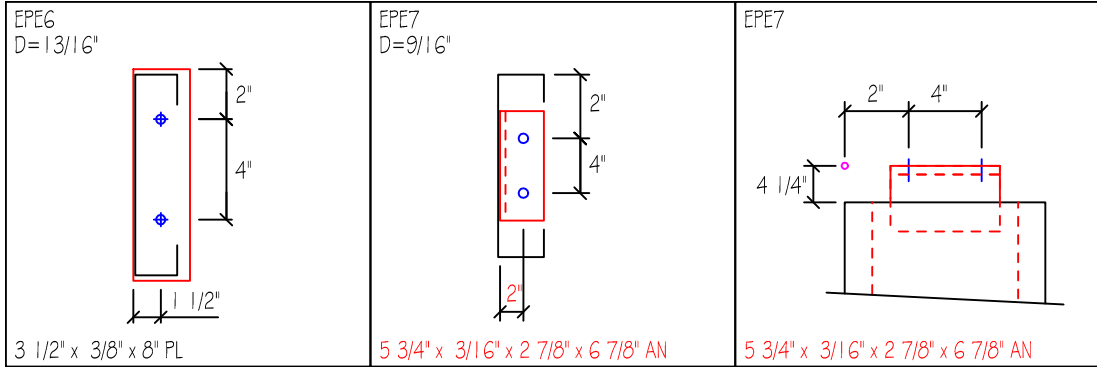
D=DIAMETER
G=GAGE




MARK	QNT	DESCRIPTION	Unit Wt	Total Wt
8X35C16	2	8X35C16 x 12'-11 3/8"	41.3	82.6
EPE6	2	3 1/2" x 3/8" x 8" PL	3.0	6.0
EPE7	2	5 3/4" x 3/16" x 2 7/8" x 6 7/8" AN	2.7	5.4
SPL1	2	5 3/4" x 3/16" x 8" PL	2.2	4.4
		Weight Sum ..	49.1	98.2

SLOT TABLE	
ID	SIZE
51	9/16"x1"

C Size: 8.0x3.5			Gage: 16	Length: 13'-4"	Job: 4017R6	Qt: 2	Date: 12/22/22
Part: 8X35C16		Finish: Red Oxide		Mark: DJ-6			



D=DIAMETER
G=GAGE




MARK	QNT	DESCRIPTION	Unit Wt	Total Wt
8X35C16	2	8X35C16 x 12'-11 3/8"	41.3	82.6
EPE6	2	3 1/2" x 3/8" x 8" PL	3.0	6.0
EPE7	2	5 3/4" x 3/16" x 2 7/8" x 6 7/8" AN	2.7	5.4
		Weight Sum ..	47.	94.

SLOT TABLE	
ID	SIZE
S1	9/16"x1"

C Size: 8.0x3.5			Gage: 16	Length: 13'-4"	Job: 4017R6	Qt: 2	Date: 12/22/22
Part: 8X35C16		Finish: Red Oxide		Mark: DJ-7			


D=DIAMETER
G=GAGE



MARK	QNT	DESCRIPTION	Unit Wt	Total Wt
E085341L	1	E085341L x 21'-11 1/2"	94.4	94.4
		Weight Sum ..	94.4	94.4

			Job: 4017R6	Date: 12/22/22
E Size: 8.2x2.5	Gage: 14	Length: 21'-11 1/2"	Qty: 1	Mark: E-6
Part: E085341L	Finish: Red Oxide			


D=DIAMETER
G=GAGE



MARK	QNT	DESCRIPTION	Unit Wt	Total Wt
E085341L	1	E085341L x 21'-11 1/2"	94.4	94.4
		Weight Sum ..	94.4	94.4

			Job: 4017R6	Date: 12/22/22
E Size: 8.2x2.5	Gage: 14	Length: 21'-11 1/2"	Qty: 1	Mark: E-7
Part: E085341L	Finish: Red Oxide			

D=DIAMETER
G=GAGE



MARK	QNT	DESCRIPTION	Unit Wt	Total Wt
E085341L	1	E085341L x 22'-11 1/2"	98.7	98.7
		Weight Sum ..	98.7	98.7

			Job: 4017R6	Date: 12/22/22
E Size: 8.2x2.5	Gage: 14	Length: 22'-11 1/2"	Qty: 1	Mark: E-8
Part: E085341L	Finish: Red Oxide			

D=DIAMETER
G=GAGE



MARK	QNT	DESCRIPTION	Unit Wt	Total Wt
E085341L	1	E085341L x 20'-11 1/2"	90.1	90.1
		Weight Sum ..	90.1	90.1

			Job: 4017R6	Date: 12/22/22
E Size: 8.2x2.5	Gage: 14	Length: 20'-11 1/2"	Qty: 1	Mark: E-9
Part: E085341L	Finish: Red Oxide			


D=DIAMETER
G=GAGE



MARK	QNT	DESCRIPTION	Unit Wt	Total Wt
E085341L	1	E085341L x 21'-11 1/2"	94.4	94.4
		Weight Sum ..	94.4	94.4

			Job: 4017R6	Date: 12/22/22
E Size: 8.2x2.5	Gage: 14	Length: 21'-11 1/2"	Qty: 1	Mark: E-10
Part: E085341L	Finish: Red Oxide			

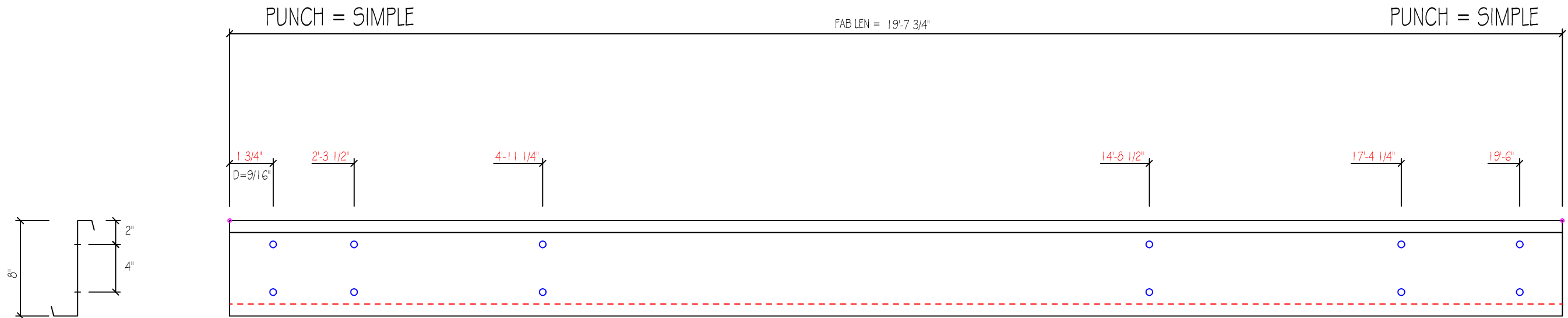
D=DIAMETER
G=GAGE



MARK	QNT	DESCRIPTION	Unit Wt	Total Wt
8X25C16	1	8X25C16 x 19'-11 1/2"	55.7	55.7
		Weight Sum ..	55.7	55.7

			Job: 4017R6	Date: 12/22/22
C Size: 8.0x2.5	Gage: 16	Length: 19'-11 1/2"	Qty: 1	Mark: G-4
Part: 8X25C16	Finish: Red Oxide			

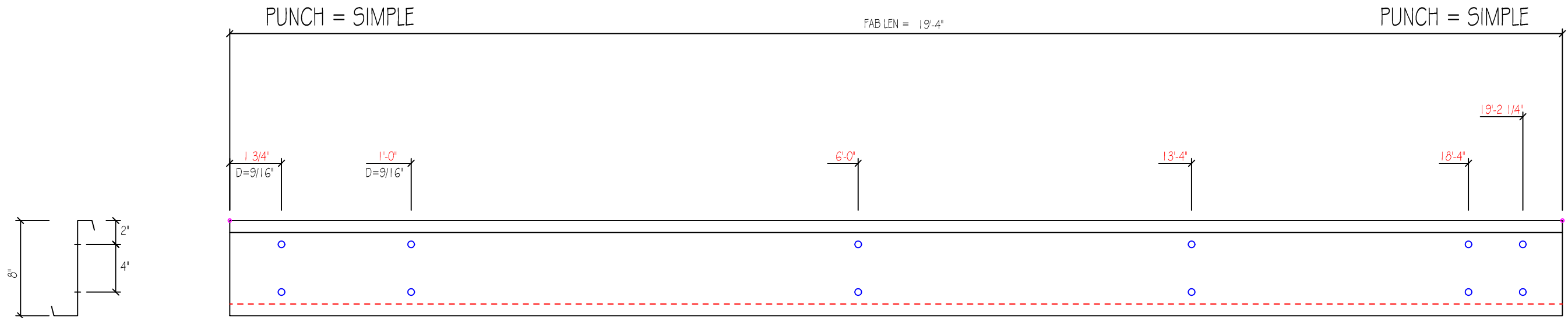
D=DIAMETER
G=GAGE



MARK	QNT	DESCRIPTION	Unit Wt	Total Wt
8X25Z12	1	8X25Z12 x 19'-7 3/4"	97.8	97.8
		Weight Sum ..	97.8	97.8

			Job: 4017R6	Date: 12/22/22
Z Size: 8.0x2.1	Gage: 12	Length: 19'-7 3/4"	Qty: 1	Mark: G-6
Part: 8X25Z12	Finish: Red Oxide			

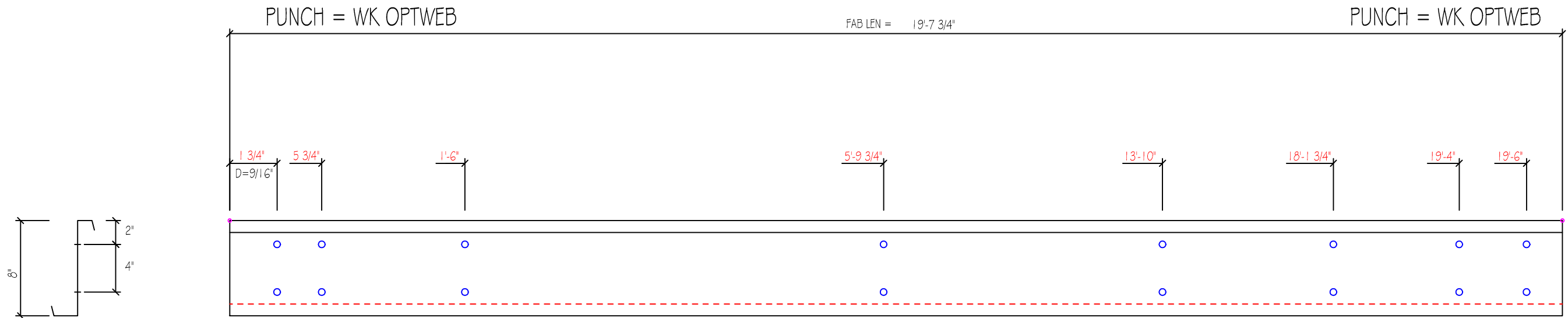
D=DIAMETER
G=GAGE



MARK	QNT	DESCRIPTION	Unit Wt	Total Wt
8X25Z12	1	8X25Z12 x 19'-4"	96.3	96.3
		Weight Sum ..	96.3	96.3

			Job: 4017R6	Date: 12/22/22
Z Size: 8.0x2.1	Gage: 12	Length: 19'-4"	Qty: 1	Mark: G-14
Part: 8X25Z12	Finish: Red Oxide			


D=DIAMETER
G=GAGE



MARK	QNT	DESCRIPTION	Unit Wt	Total Wt
8X25Z12	1	8X25Z12 x 19'-7 3/4"	97.8	97.8
		Weight Sum ..	97.8	97.8

			Job: 4017R6	Date: 12/22/22
Z Size: 8.0x2.1	Gage: 12	Length: 19'-7 3/4"	Qty: 1	Mark: G-18
Part: 8X25Z12	Finish: Red Oxide			

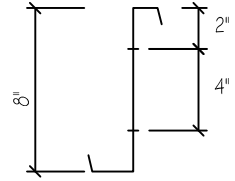

D=DIAMETER
G=GAGE



MARK	QNT	DESCRIPTION	Unit Wt	Total Wt
8X25Z16	3	8X25Z16 x 19'-4"	53.9	161.8
		Weight Sum ..	53.9	161.8

Z Size: 8.0x2.1			Gage: 16		Length: 19'-4"		Job: 4017R6		Date: 12/22/22	
Part: 8X25Z16			Finish: Red Oxide				Qty: 3		Mark: G-25	


D=DIAMETER
G=GAGE



MARK	QNT	DESCRIPTION	Unit Wt	Total Wt
8X25Z14	5	8X25Z14 x 19'-4"	64.6	322.9
		Weight Sum ..	64.6	322.9

Z Size: 8.0x2.1			Gage: 14		Length: 19'-4"		Job: 4017R6		Date: 12/22/22	
Part: 8X25Z14			Finish: Red Oxide				Qty: 5		Mark: G-26	


D=DIAMETER
G=GAGE



MARK	QNT	DESCRIPTION	Unit Wt	Total Wt
8X25Z14	1	8X25Z14 x 19'-4"	64.6	64.6
		Weight Sum ..	64.6	64.6

			Job: 4017R6	Date: 12/22/22
Z Size: 8.0x2.1	Gage: 14	Length: 19'-4"	Qty: 1	Mark: G-27
Part: 8X25Z14	Finish: Red Oxide			


D=DIAMETER
G=GAGE



MARK	QNT	DESCRIPTION	Unit Wt	Total Wt
8X25Z14	1	8X25Z14 x 20'-3 1/4"	67.7	67.7
		Weight Sum ..	67.7	67.7

			Job: 4017R6	Date: 12/22/22
Z Size: 8.0x2.1	Gage: 14	Length: 20'-3 1/4"	Qty: 1	Mark: G-29
Part: 8X25Z14	Finish: Red Oxide			

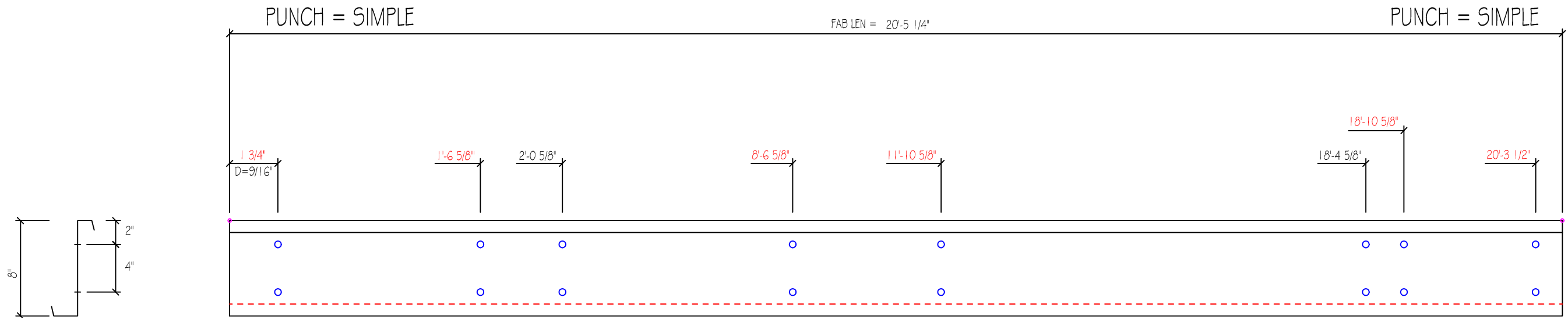
D=DIAMETER
G=GAGE



MARK	QNT	DESCRIPTION	Unit Wt	Total Wt
8X25C16	1	8X25C16 x 21'-11 7/16"	60.4	60.4
		Weight Sum ..	60.4	60.4

			Job: 4017R6	Date: 12/22/22
C Size: 8.0x2.5	Gage: 16	Length: 21'-11 7/16"	Qty: 1	Mark: G-31
Part: 8X25C16	Finish: Red Oxide			

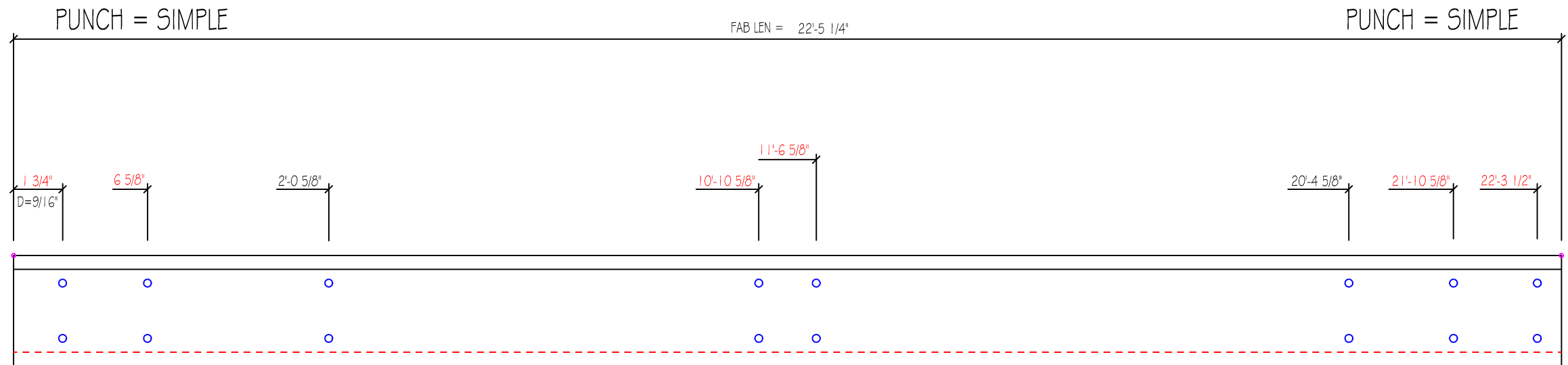
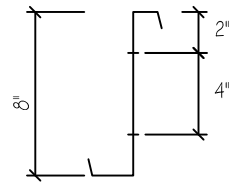
D=DIAMETER
G=GAGE



MARK	QNT	DESCRIPTION	Unit Wt	Total Wt
8X35Z12	1	8X35Z12 x 20'-5 1/4"	116.3	116.3
		Weight Sum ..	116.3	116.3

			Job: 4017R6	Date: 12/22/22
Z Size: 8.0x3.1	Gage: 12	Length: 20'-5 1/4"	Qty: 1	Mark: G-33
Part: 8X35Z12	Finish: Red Oxide			

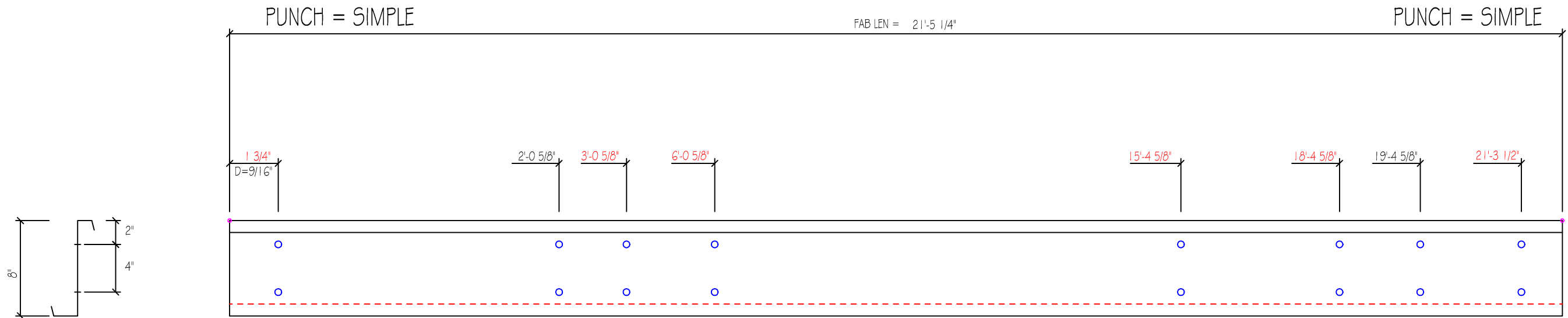
D=DIAMETER
G=GAGE



MARK	QNT	DESCRIPTION	Unit Wt	Total Wt
8X35Z12	1	8X35Z12 x 22'-5 1/4"	127.7	127.7
		Weight Sum ..	127.7	127.7

			Job: 4017R6	Date: 12/22/22
Z Size: 8.0x3.1	Gage: 12	Length: 22'-5 1/4"	Qty: 1	Mark: G-37
Part: 8X35Z12	Finish: Red Oxide			


D=DIAMETER
G=GAGE



MARK	QNT	DESCRIPTION	Unit Wt	Total Wt
8X35Z12	1	8X35Z12 x 21'-5 1/4"	122.0	122.0
		Weight Sum ..	122.0	122.0

			Job: 4017R6	Date: 12/22/22
Z Size: 8.0x3.1	Gage: 12	Length: 21'-5 1/4"	Qty: 1	Mark: G-41
Part: 8X35Z12	Finish: Red Oxide			


D=DIAMETER
G=GAGE



MARK	QNT	DESCRIPTION	Unit Wt	Total Wt
8X25Z12	2	8X25Z12 x 21'-0 3/8"	104.7	209.5
		Weight Sum ..	104.7	209.5

			Job: 4017R6	Date: 12/22/22
Z Size: 8.0x2.1	Gage: 12	Length: 21'-0 3/8"	Qty: 2	Mark: G-45
Part: 8X25Z12	Finish: Red Oxide			

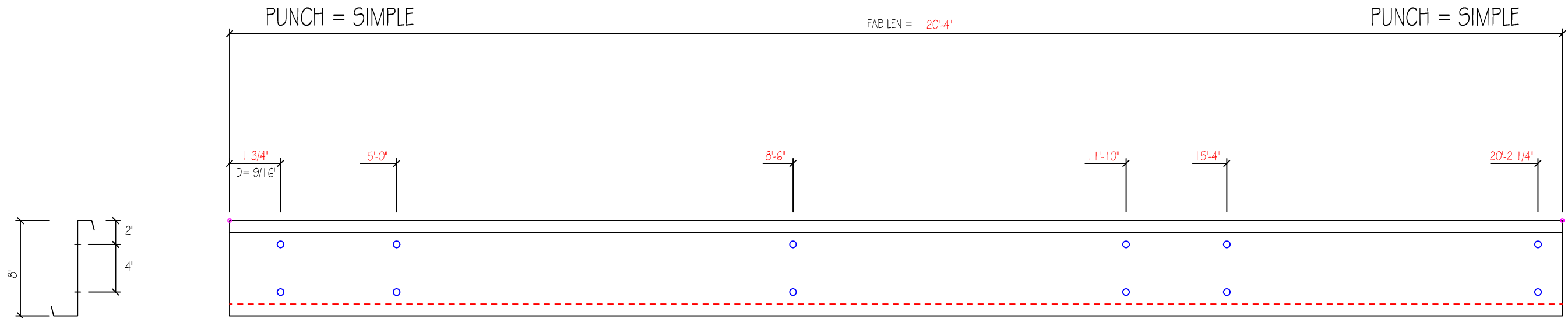
D=DIAMETER
G=GAGE



MARK	QNT	DESCRIPTION	Unit Wt	Total Wt
8X25C16	1	8X25C16 x 21'-11 1/2"	60.4	60.4
		Weight Sum ..	60.4	60.4

			Job: 4017R6	Date: 12/22/22
C Size: 8.0x2.5	Gage: 16	Length: 21'-11 1/2"	Qty: 1	Mark: G-47
Part: 8X25C16	Finish: Red Oxide			

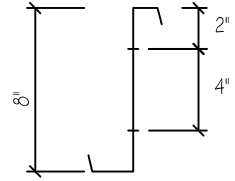
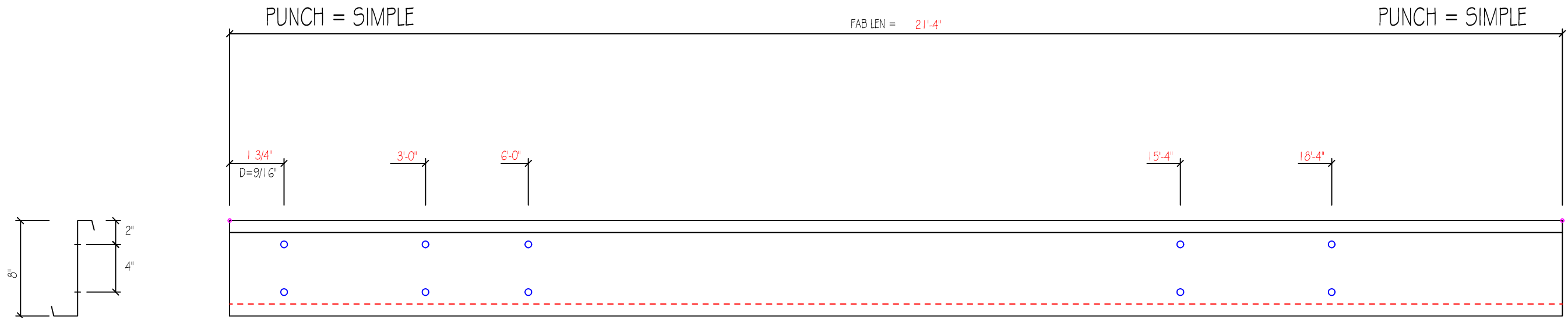
D=DIAMETER
G=GAGE



MARK	QNT	DESCRIPTION	Unit Wt	Total Wt
8X25Z16	1	8X25Z16 x 20'-4"	57.1	57.1
		Weight Sum ..	57.1	57.1

			Job: 4017R6	Date: 12/22/22
Z Size: 8.0x2.1	Gage: 16	Length: 20'-4"	Qty: 1	Mark: G-57
Part: 8X25Z16	Finish: Red Oxide			


D=DIAMETER
G=GAGE



MARK	QNT	DESCRIPTION	Unit Wt	Total Wt
8X25Z16	1	8X25Z16 x 21'-4"	59.9	59.9
		Weight Sum ..	59.9	59.9

			Job: 4017R6	Date: 12/22/22
Z Size: 8.0x2.1	Gage: 16	Length: 21'-4"	Qty: 1	Mark: G-62
Part: 8X25Z16	Finish: Red Oxide			

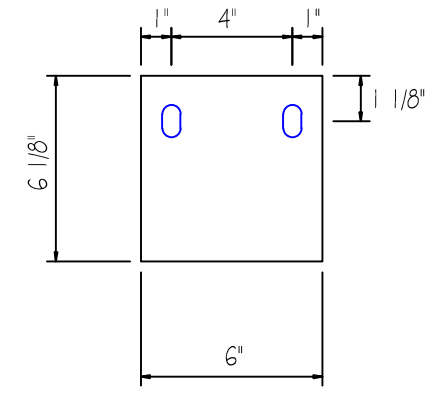
D=DIAMETER
G=GAGE



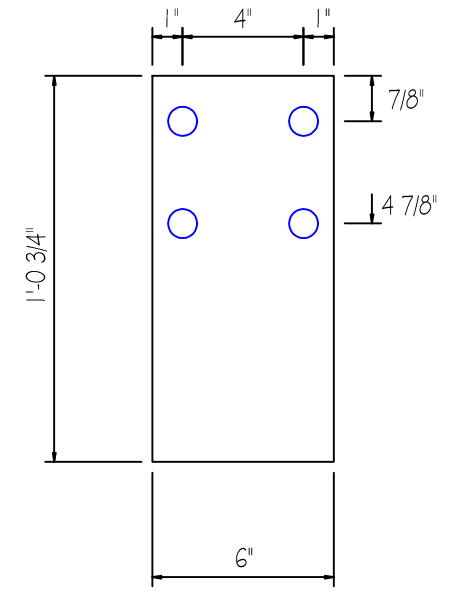
MARK	QNT	DESCRIPTION	Unit Wt	Total Wt
8X25Z16	1	8X25Z16 x 20'-11 3/4"	58.7	58.7
		Weight Sum ..	58.7	58.7

			Job: 4017R6	Date: 12/22/22
Z Size: 8.0x2.1	Gage: 16	Length: 20'-11 3/4"	Qty: 1	Mark: G-65
Part: 8X25Z16	Finish: Red Oxide			

MARK : CLF1
QUANTITY : 57
SIZE : 3/16" x 6" x 6 1/8"
HOLES : 9/16" x 1"



MARK : CLF2
QUANTITY : 4
SIZE : 3/16" x 6" x 1'-0 3/4"
HOLES : 9/16"



MARK : CLF4
QUANTITY : 3
SIZE : 3/16" x 6" x 3 1/8"
HOLES : 9/16" x 1"

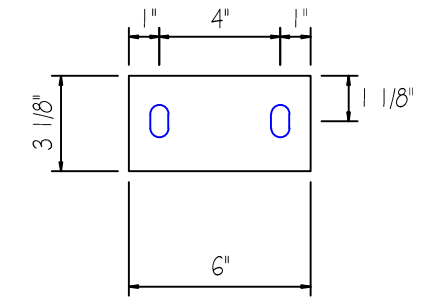
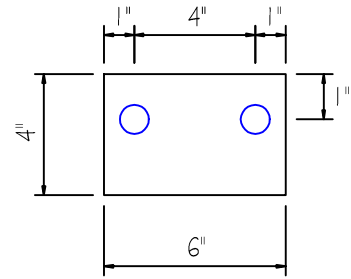


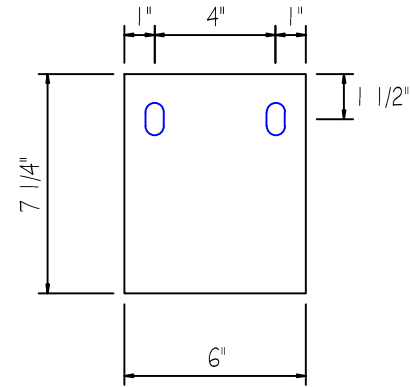
Plate Drawing

JOB	CHECKED BY	DATE	DRAWING
4017R6		12/22/22	CL1

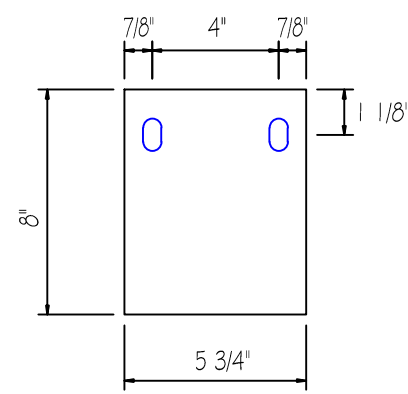
MARK : CLE1
 QUANTITY : 5
 SIZE : 1/4" x 6" x 4"
 HOLES : 1 1/16"



MARK : CLE2
 QUANTITY : 91
 SIZE : 3/16" x 6" x 7 1/4"
 HOLES : 9/16" x 1"



MARK : SPL1
 QUANTITY : 2
 SIZE : 3/16" x 5 3/4" x 8"
 HOLES : 9/16" x 1"



MARK : SPL2
 QUANTITY : 4
 SIZE : 3/16" x 5 3/4" x 10 7/8"
 HOLES : 9/16"

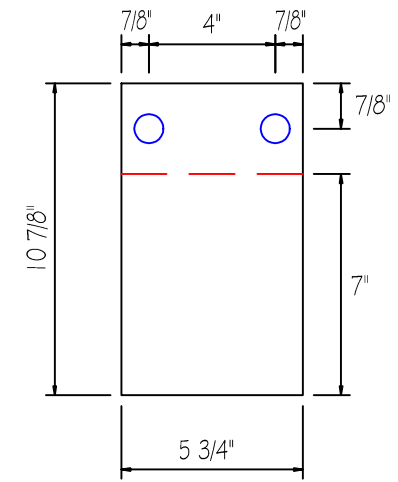
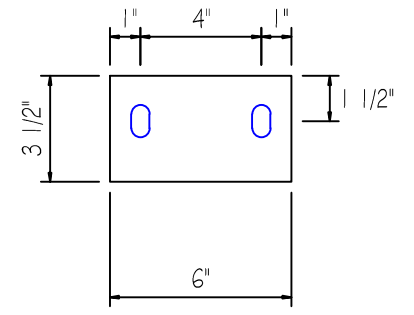


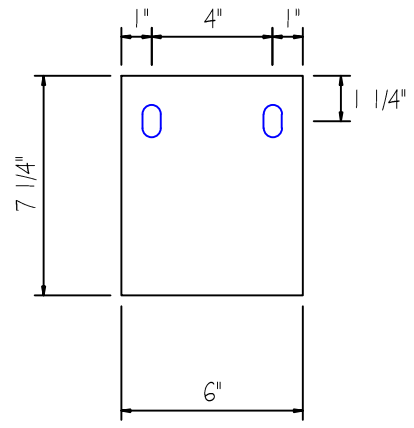
Plate Drawing

JOB 4017R6	CHECKED BY	DATE 12/22/22	DRAWING CL2
---------------	------------	------------------	----------------

MARK : CLE5
QUANTITY : 21
SIZE : 3/16" x 6" x 3 1/2"
HOLES : 9/16" x 1"



MARK : CLE6
QUANTITY : 6
SIZE : 3/16" x 6" x 7 1/4"
HOLES : 9/16" x 1"



MARK : CLE7
QUANTITY : 28
SIZE : 3/16" x 5 3/4" x 7 1/8"
HOLES : 9/16" x 1"

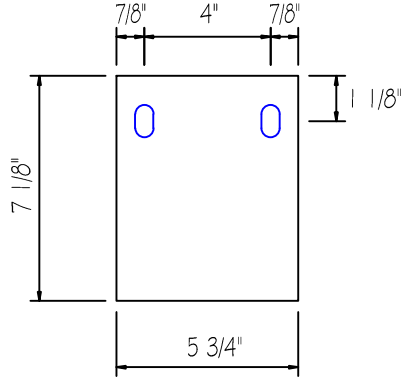
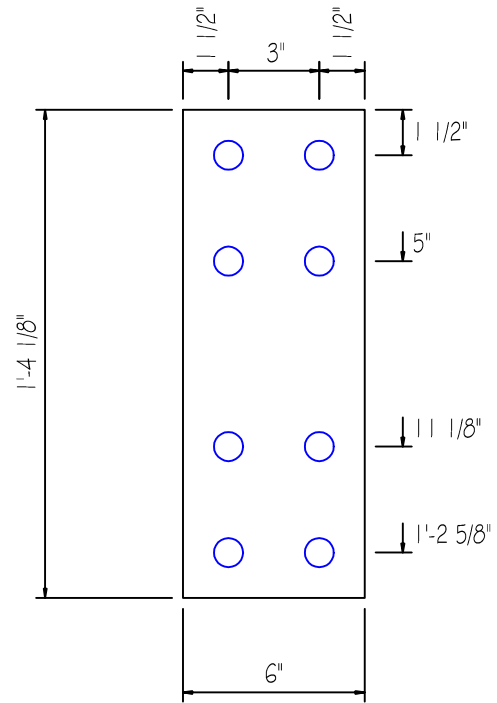


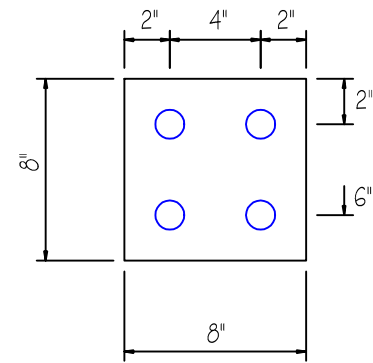
Plate Drawing

JOB	CHECKED BY	DATE	DRAWING
4017R6		12/22/22	CL3

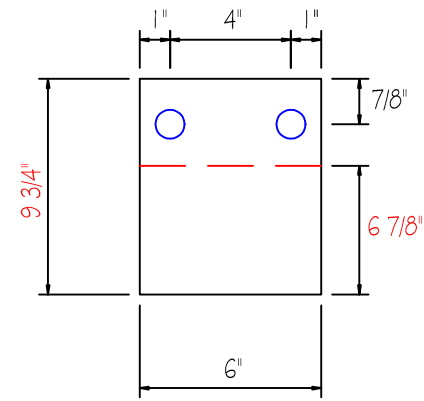
MARK : EPE1
 QUANTITY : 4
 SIZE : 3/8" x 6" x 1'-4 1/8"
 HOLES : 9/16"



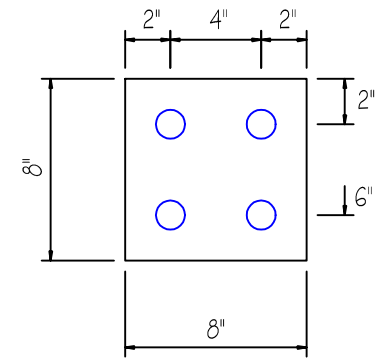
MARK : EPE2
 QUANTITY : 9
 SIZE : 1/2" x 8" x 8"
 HOLES : 13/16"



MARK : EPE3
 QUANTITY : 10
 SIZE : 3/16" x 6" x 9 3/4"
 HOLES : 9/16"



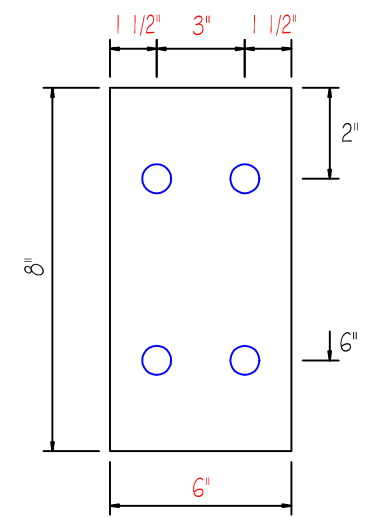
MARK : EPE4
 QUANTITY : 2
 SIZE : 1/2" x 8" x 8"
 HOLES : 15/16"



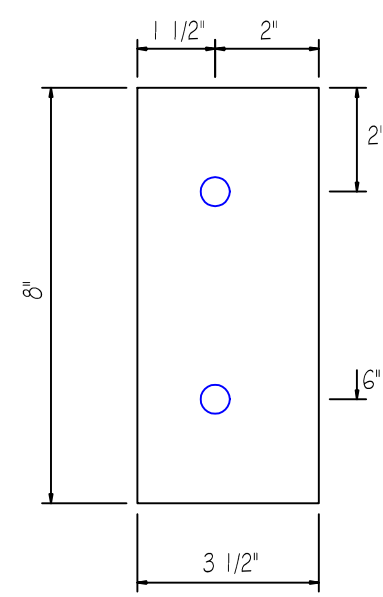
CZE END PLATES

JOB 4017R6	CHECKED BY	DATE 12/22/22	DRAWING CZE-E1
---------------	------------	------------------	-------------------

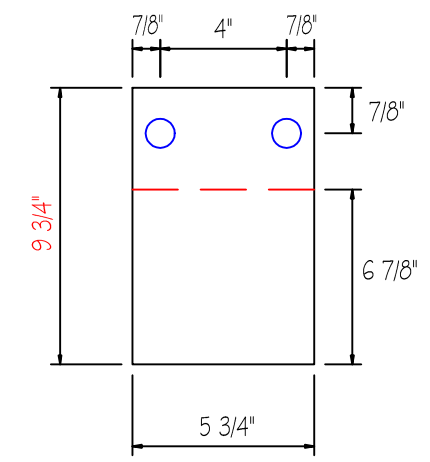
MARK : EPE5
 QUANTITY : 4
 SIZE : 3/8" x 6" x 8"
 HOLES : 1 1/16"



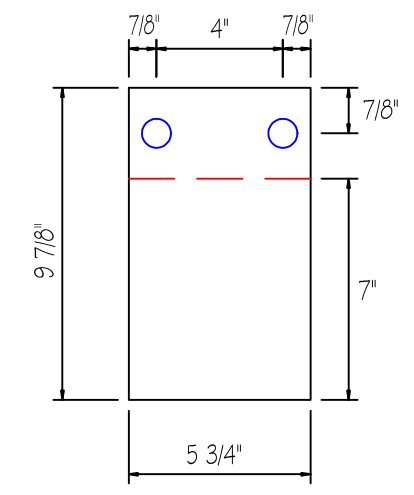
MARK : EPE6
 QUANTITY : 20
 SIZE : 3/8" x 3 1/2" x 8"
 HOLES : 13/16"



MARK : EPE7
 QUANTITY : 20
 SIZE : 3/16" x 5 3/4" x 9 3/4"
 HOLES : 9/16"



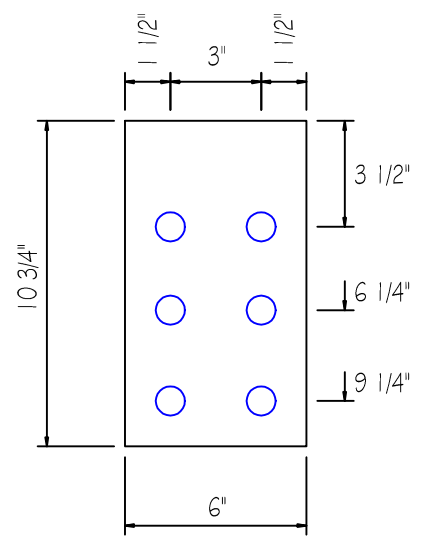
MARK : EPE8
 QUANTITY : 16
 SIZE : 3/16" x 5 3/4" x 9 7/8"
 HOLES : 9/16"



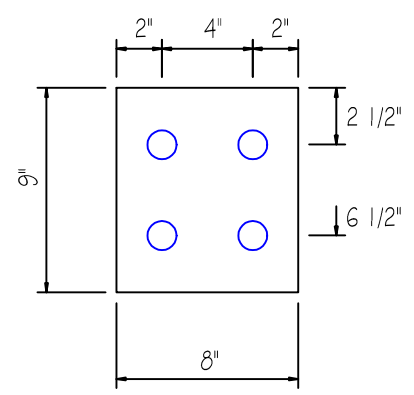
CZE END PLATES

JOB 4017R6	CHECKED BY	DATE 12/22/22	DRAWING CZE-E2
---------------	------------	------------------	-------------------

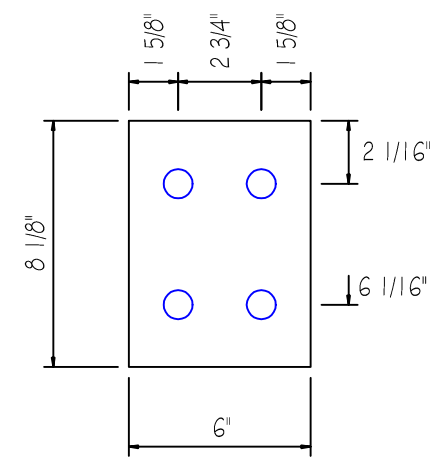
MARK : EPE9
 QUANTITY : 7
 SIZE : 3/8" x 6" x 10 3/4"
 HOLES : 13/16"



MARK : EPN1
 QUANTITY : 5
 SIZE : 1/2" x 8" x 9"
 HOLES : 15/16"



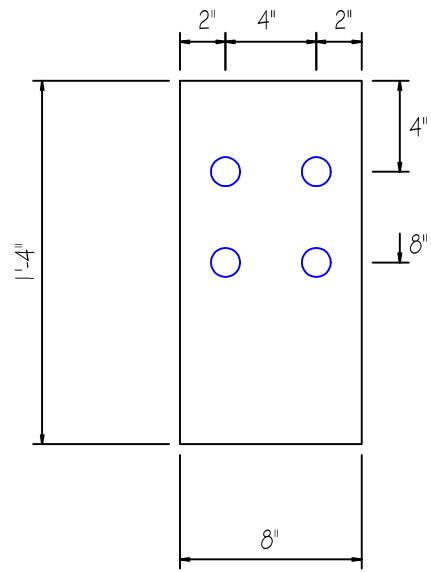
MARK : EPN2
 QUANTITY : 5
 SIZE : 3/8" x 6" x 8 1/8"
 HOLES : 11/16"



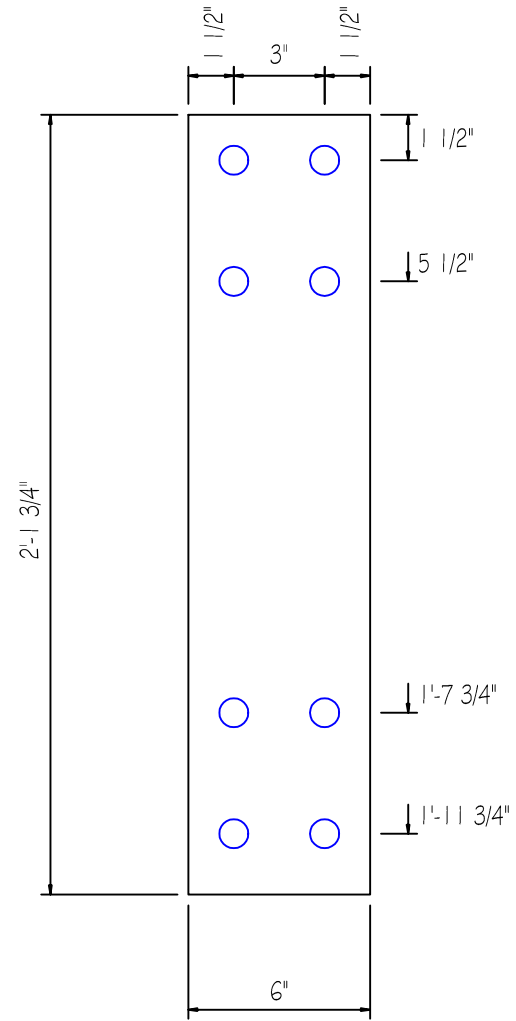
CZE END PLATES

JOB 4017R6	CHECKED BY	DATE 12/22/22	DRAWING CZE-E3
---------------	------------	------------------	-------------------

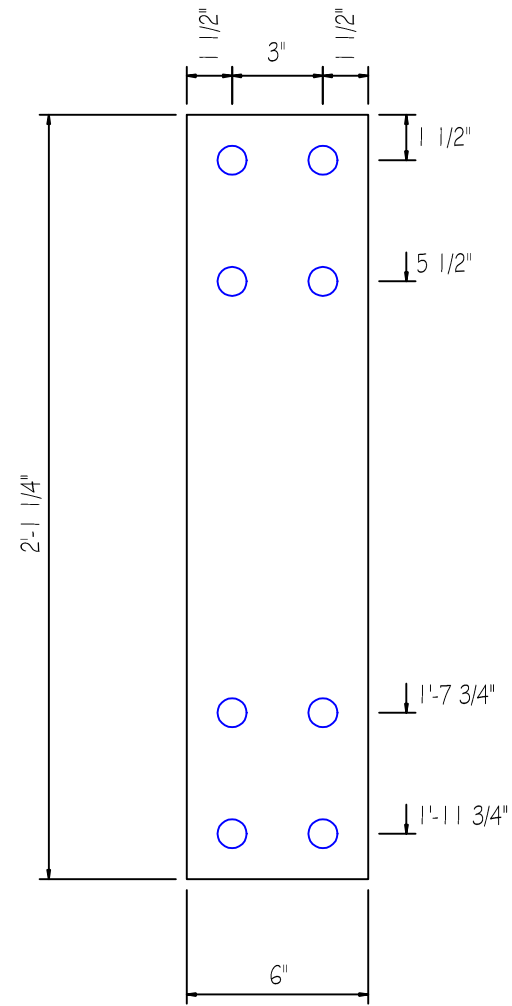
MARK : EP1
 QUANTITY : 10
 SIZE : 1/2" x 8" x 1'-4"
 HOLES : 15/16"



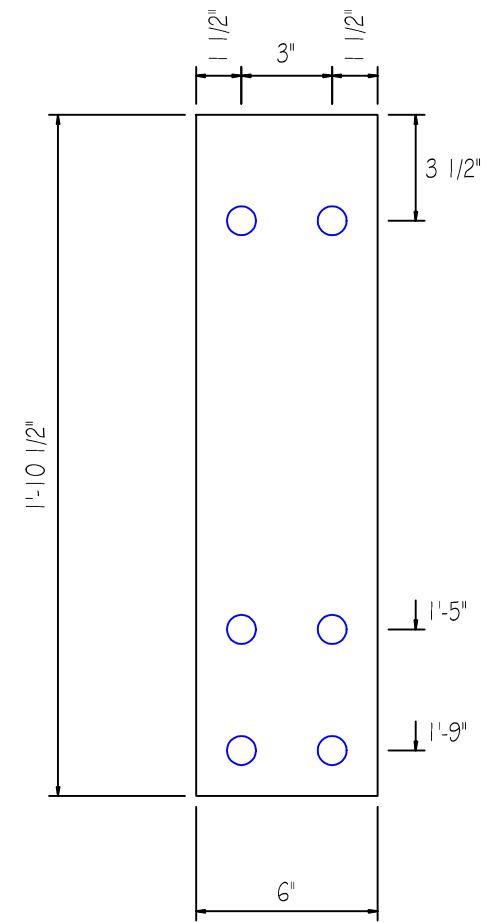
MARK : EP2
 QUANTITY : 1
 SIZE : 3/8" x 6" x 2'-1 3/4"
 HOLES : 13/16"



MARK : EP3
 QUANTITY : 3
 SIZE : 3/8" x 6" x 2'-1 1/4"
 HOLES : 13/16"



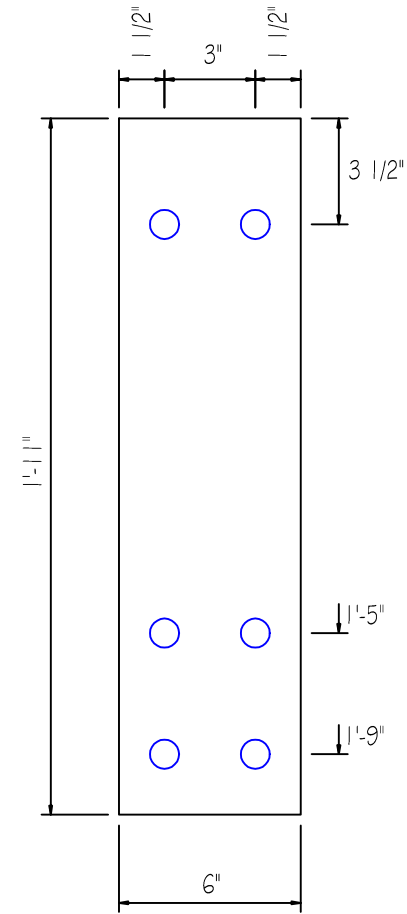
MARK : EP4
 QUANTITY : 1
 SIZE : 1/2" x 6" x 1'-10 1/2"
 HOLES : 13/16"




RIGID FRAME END PLATES

JOB 4017R6	CHECKED BY	DATE 12/22/22	DRAWING RF-E1
---------------	------------	------------------	------------------

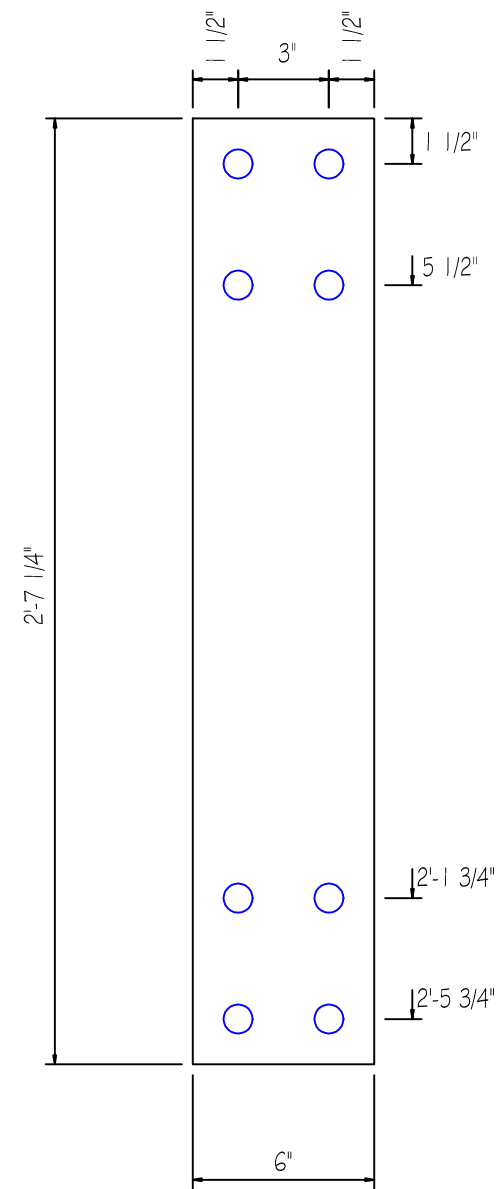
MARK : EP5
 QUANTITY : 1
 SIZE : 1/2" x 6" x 1'-11"
 HOLES : 13/16"



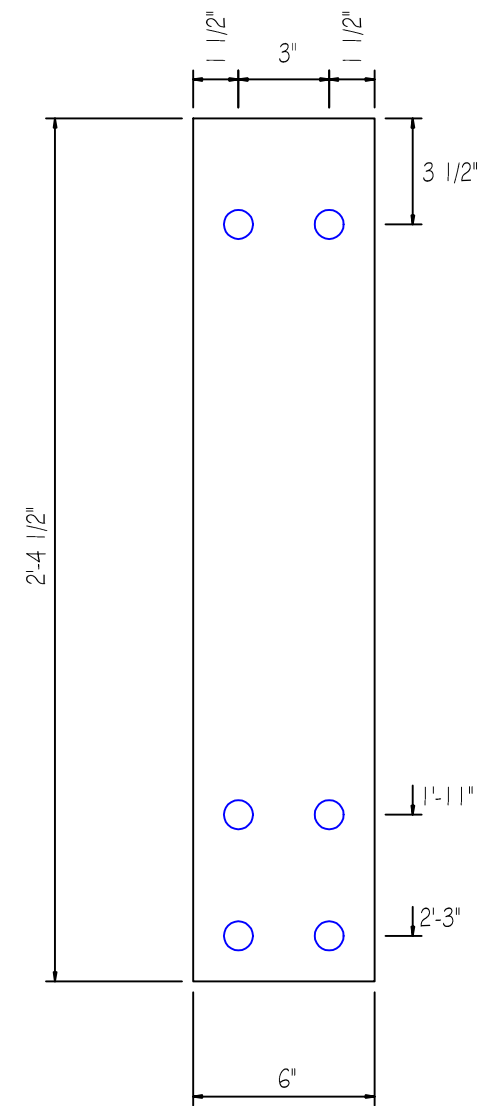
MARK : EP6
 QUANTITY : 4
 SIZE : 3/8" x 6" x 2'-7 3/4"
 HOLES : 13/16"



MARK : EP7
 QUANTITY : 12
 SIZE : 3/8" x 6" x 2'-7 1/4"
 HOLES : 13/16"



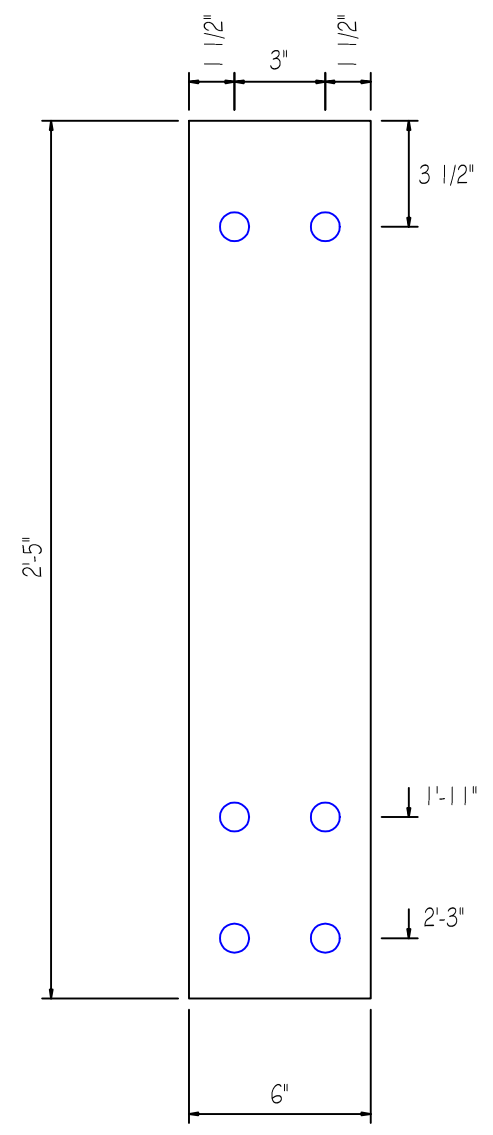
MARK : EP8
 QUANTITY : 4
 SIZE : 1/2" x 6" x 2'-4 1/2"
 HOLES : 13/16"



RIGID FRAME END PLATES

JOB 4017R6	CHECKED BY	DATE 12/22/22	DRAWING RF-E2
---------------	------------	------------------	------------------


MARK : EP9
QUANTITY : 4
SIZE : 1/2" x 6" x 2'-5"
HOLES : 13/16"



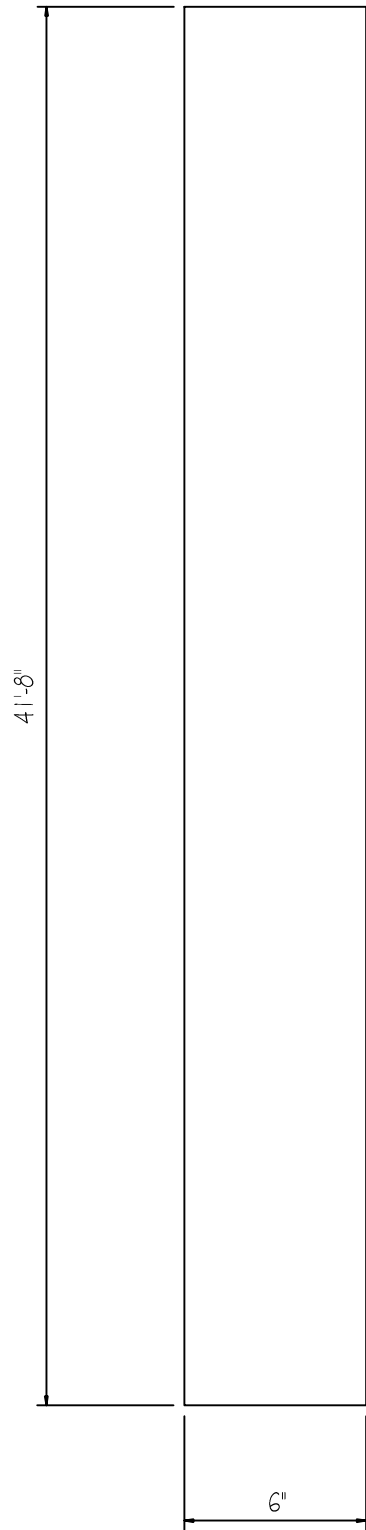
RIGID FRAME END PLATES

JOB	CHECKED BY	DATE	DRAWING
4017R6		12/22/22	RF-E3

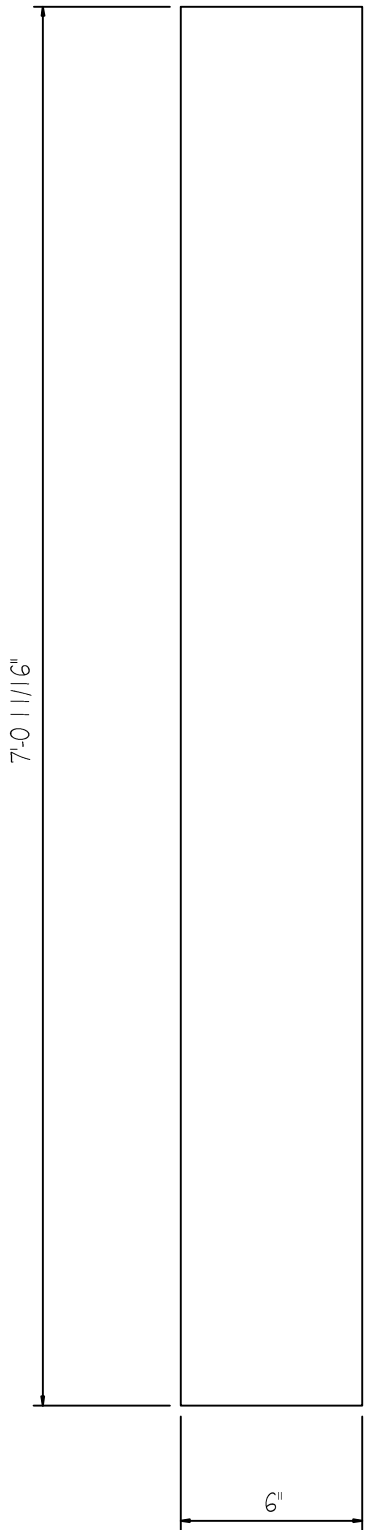
MARK : IF1
QUANTITY : 1
SIZE : 1/4" x 6" x 13'-5 1/2"



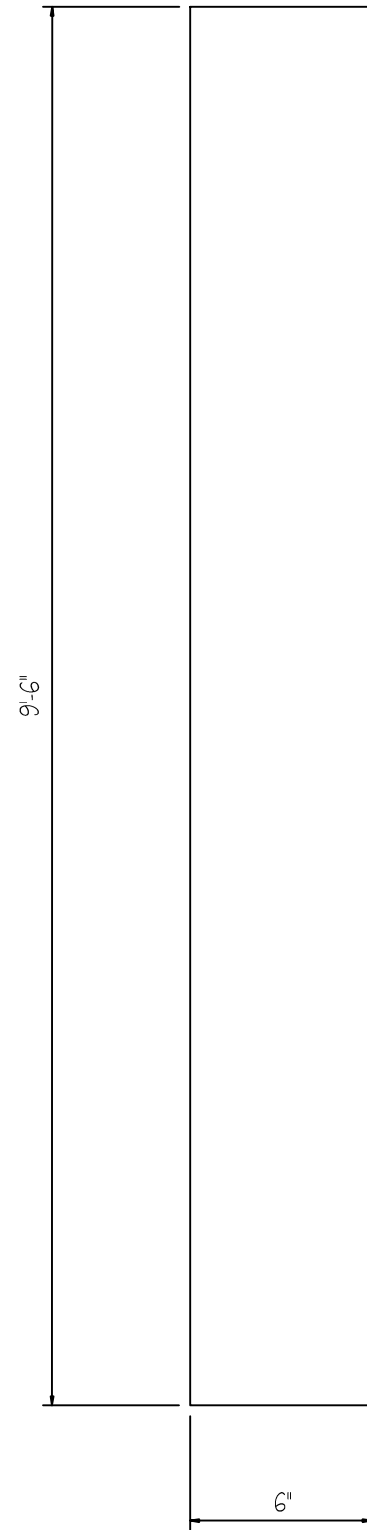
MARK : IF2
QUANTITY : 1
SIZE : 1/4" x 6" x 41'-8"



MARK : IF3
QUANTITY : 1
SIZE : 1/4" x 6" x 7'-0 11/16"



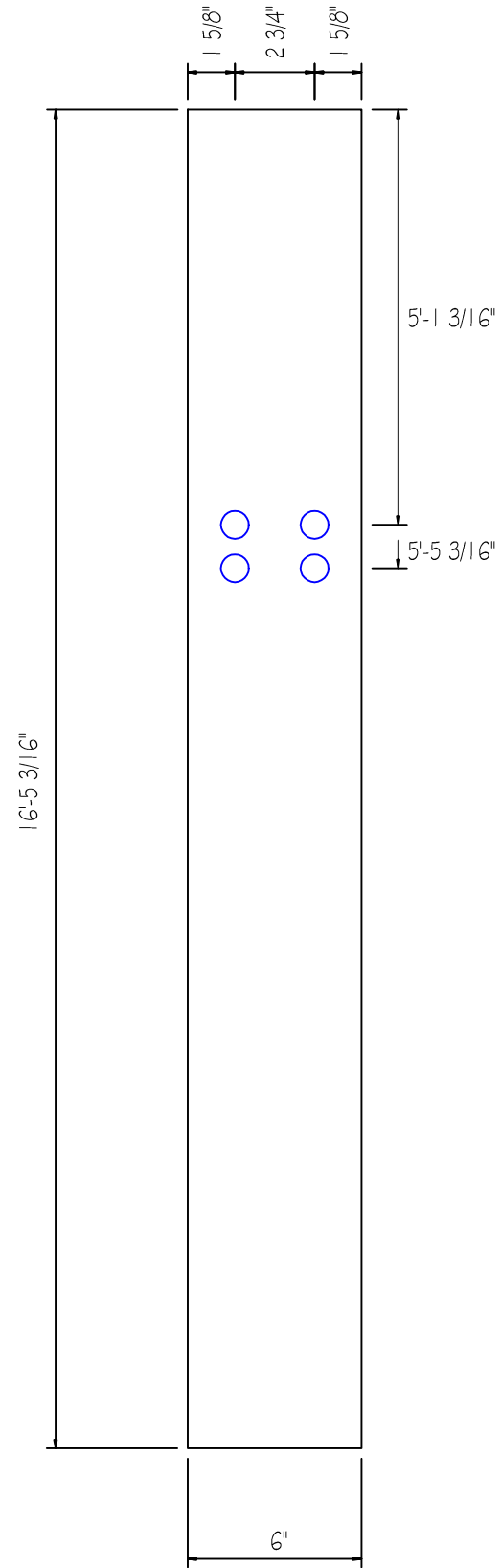
MARK : IF4
QUANTITY : 5
SIZE : 1/4" x 6" x 9'-6"



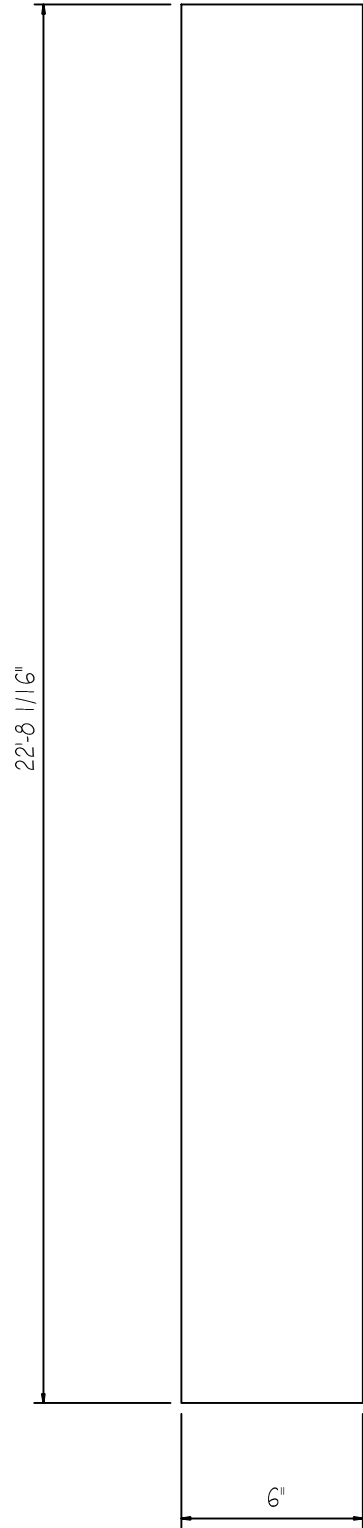
RIGID FRAME FLANGE PLATES

JOB	CHECKED BY	DATE	DRAWING
4017RG		12/22/22	RF-F1

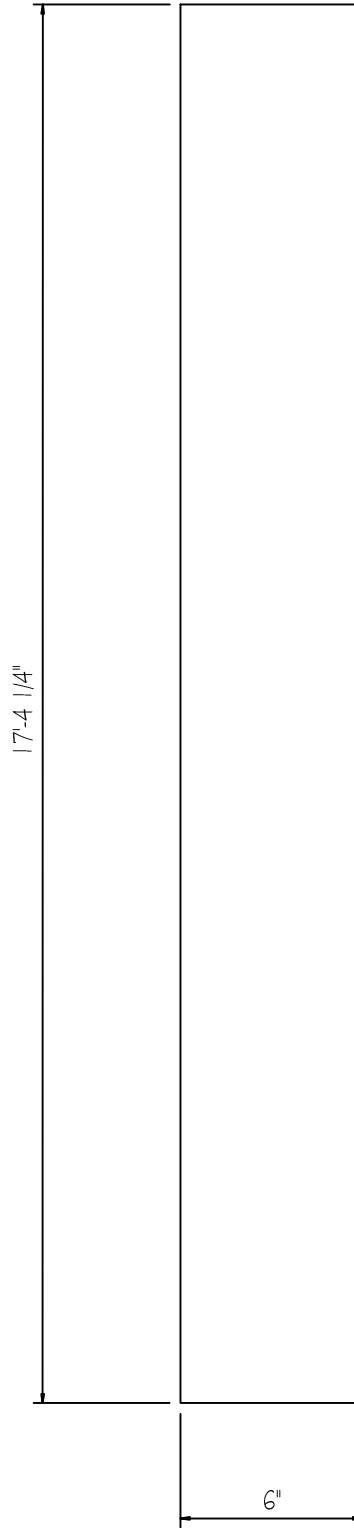
MARK : IF5
QUANTITY : 1
SIZE : 3/8" x 6" x 16'-5 3/16"
HOLES : 1 1/16"



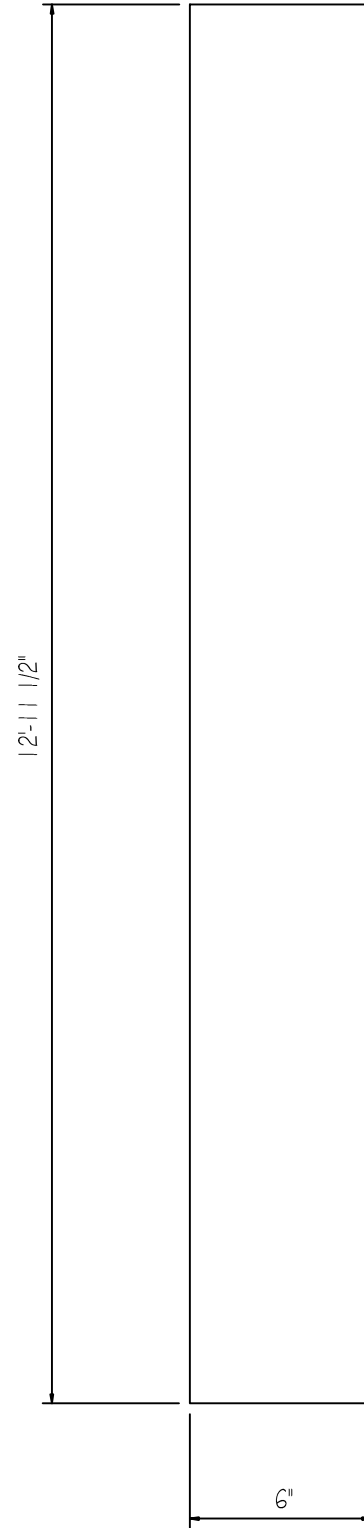
MARK : IF6
QUANTITY : 5
SIZE : 1/4" x 6" x 22'-8 1/16"



MARK : IF7
QUANTITY : 1
SIZE : 1/4" x 6" x 17'-4 1/4"




MARK : IF8
QUANTITY : 4
SIZE : 1/4" x 6" x 12'-11 1/2"



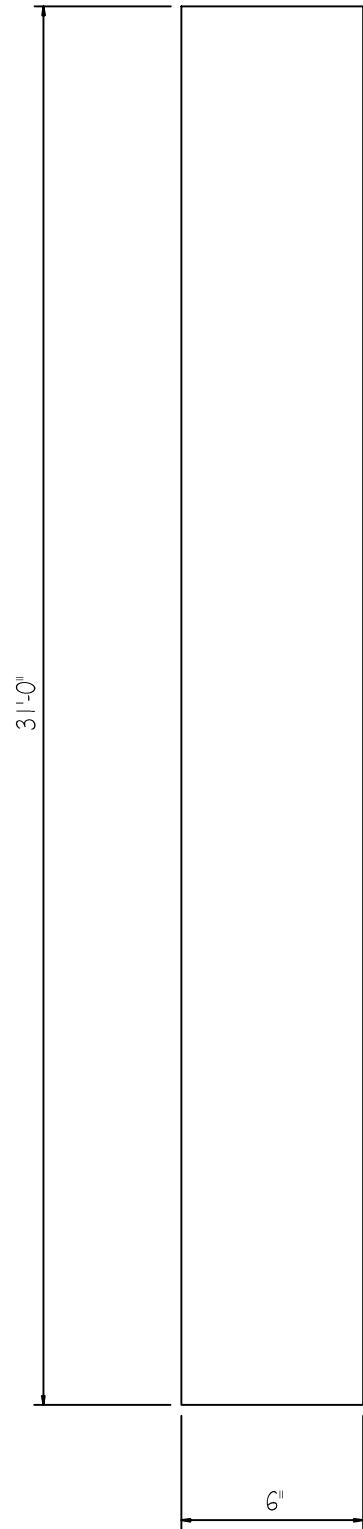
RIGID FRAME FLANGE PLATES

JOB 4017RG	CHECKED BY	DATE 12/22/22	DRAWING RF-F2
---------------	------------	------------------	------------------

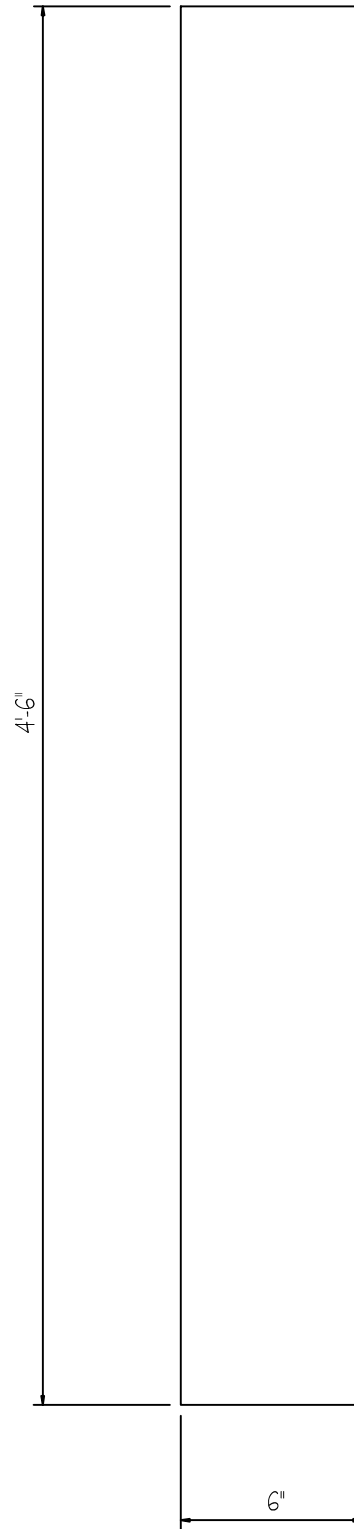
MARK : IF9
QUANTITY : 4
SIZE : 1/4" x 6" x 13'-2 15/16"



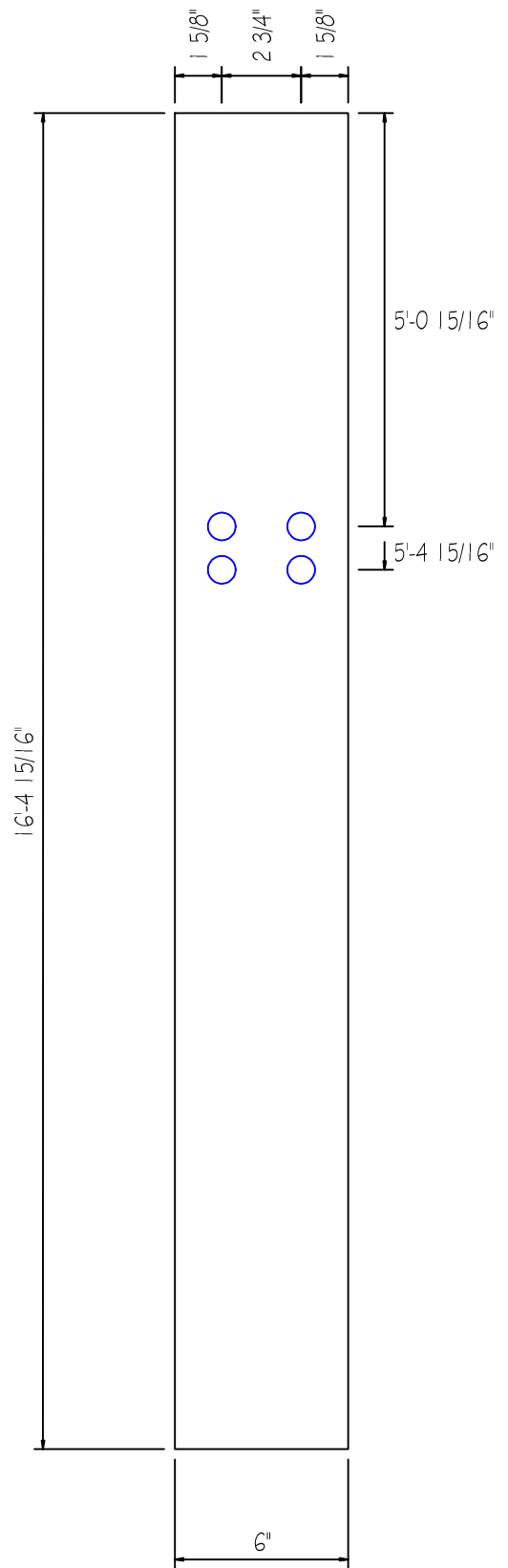
MARK : IF10
QUANTITY : 4
SIZE : 3/8" x 6" x 31'-0"



MARK : IF11
QUANTITY : 4
SIZE : 1/4" x 6" x 4'-6"



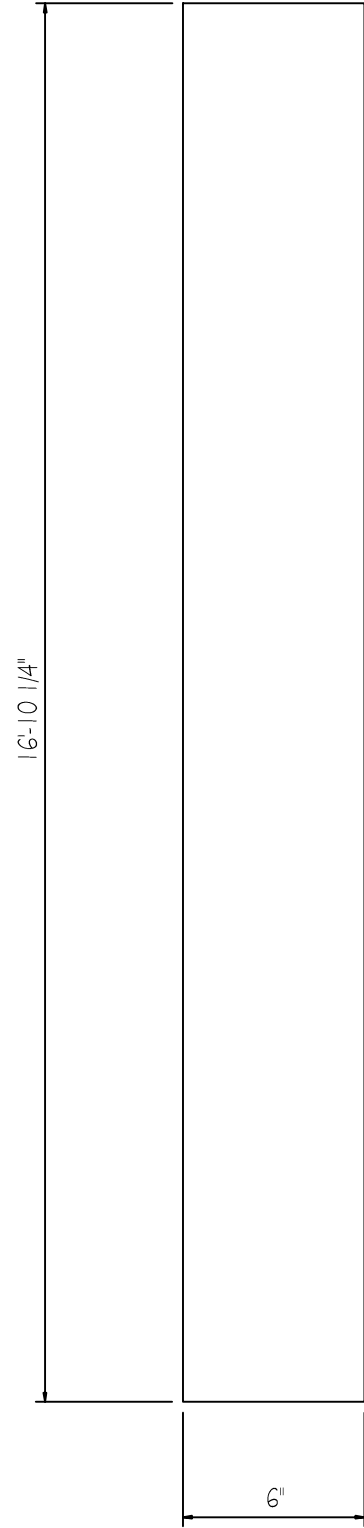
MARK : IF12
QUANTITY : 4
SIZE : 3/8" x 6" x 16'-4 15/16"
HOLES : 11/16"




RIGID FRAME FLANGE PLATES

JOB	CHECKED BY	DATE	DRAWING
4017RG		12/22/22	RF-F3

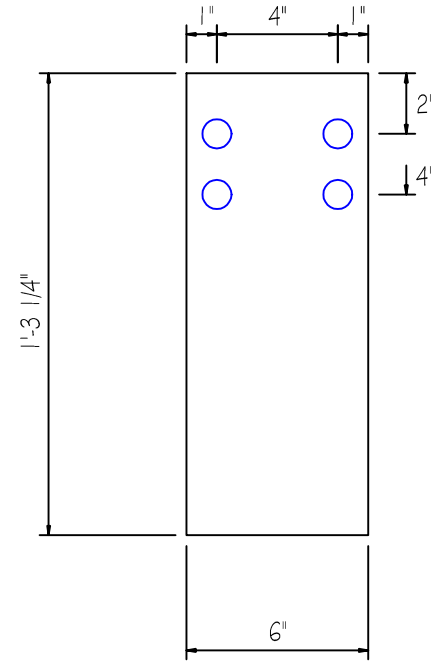
MARK : IF13
QUANTITY : 4
SIZE : 1/4" x 6" x 16'-10 1/4"



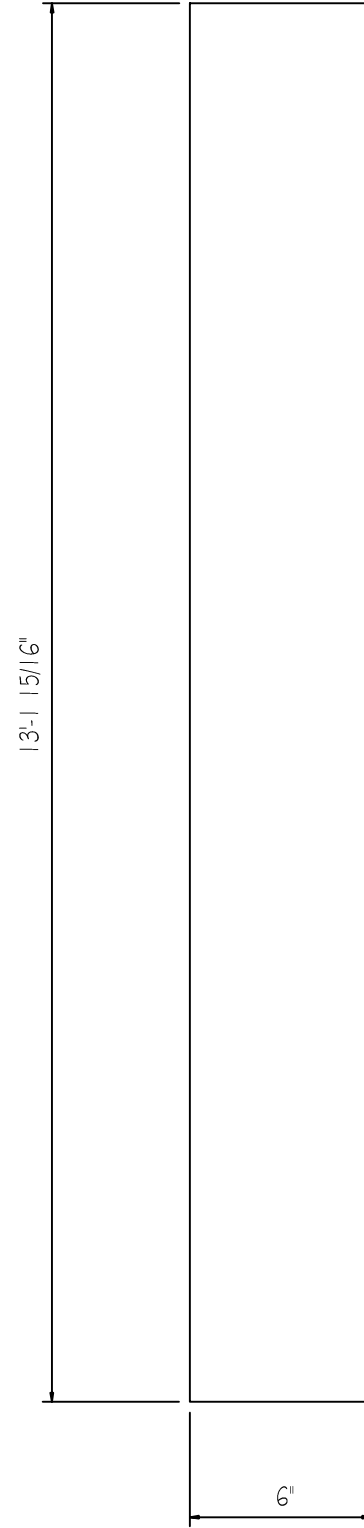
MARK : OF1
QUANTITY : 5
SIZE : 1/4" x 6" x 15'-3"



MARK : OF2
QUANTITY : 5
SIZE : 1/4" x 6" x 1'-3 1/4"
HOLES : 9/16"




MARK : OF3
QUANTITY : 5
SIZE : 1/4" x 6" x 13'-1 15/16"




RIGID FRAME FLANGE PLATES

JOB	CHECKED BY	DATE	DRAWING
4017RG		12/22/22	RF-F4

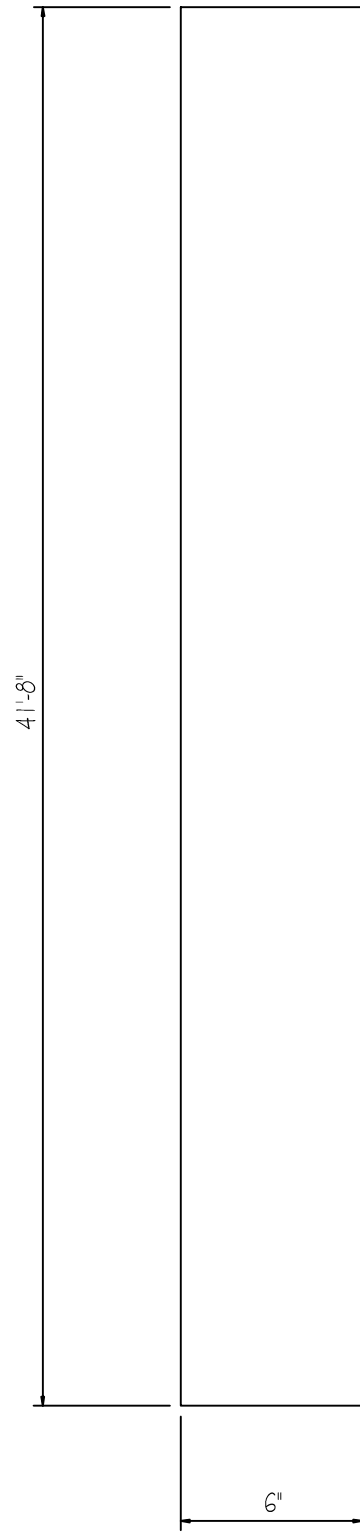
MARK : OF4
QUANTITY : 1
SIZE : 3/8" x 6" x 21'-0"




MARK : OF5
QUANTITY : 1
SIZE : 1/4" x 6" x 14'-6"



MARK : OF6
QUANTITY : 5
SIZE : 1/4" x 6" x 41'-8"




MARK : OF7
QUANTITY : 5
SIZE : 1/4" x 6" x 7'-0"



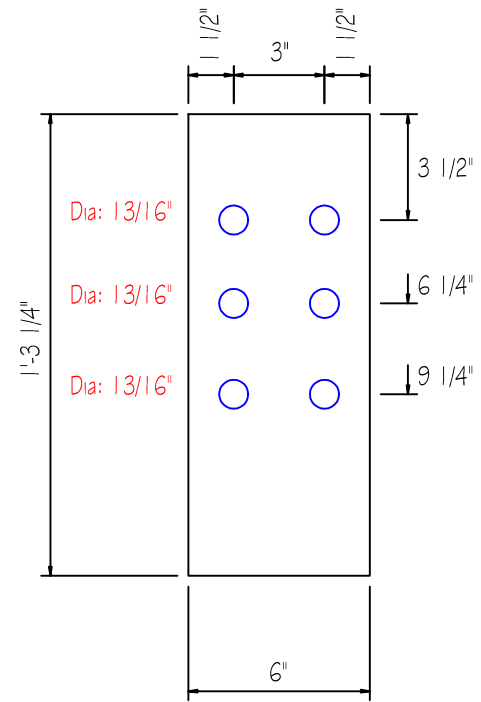
RIGID FRAME FLANGE PLATES

JOB	CHECKED BY	DATE	DRAWING
4017RG		12/22/22	RF-F5

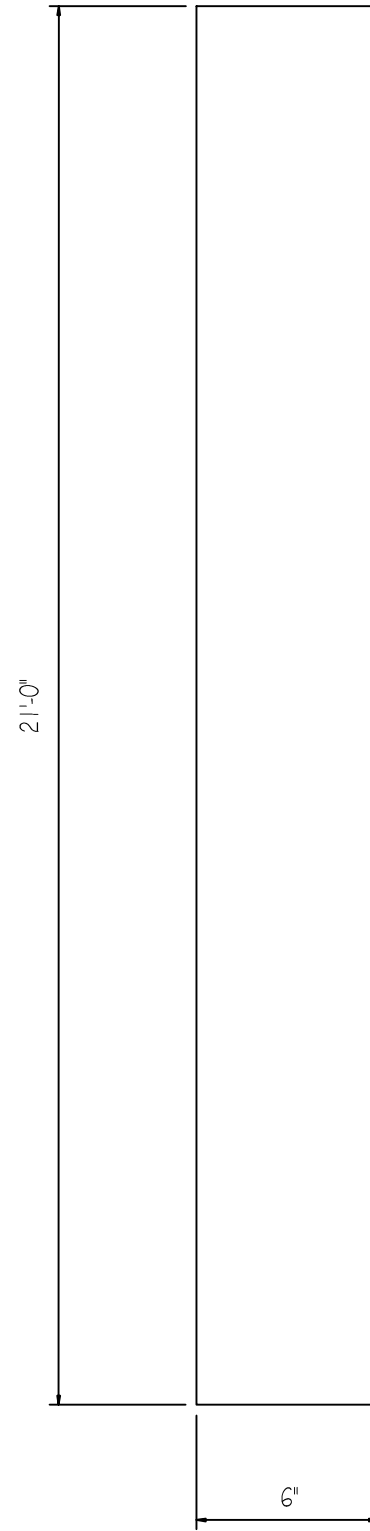
MARK : OF8
QUANTITY : 5
SIZE : 1/4" x 6" x 19'-3"



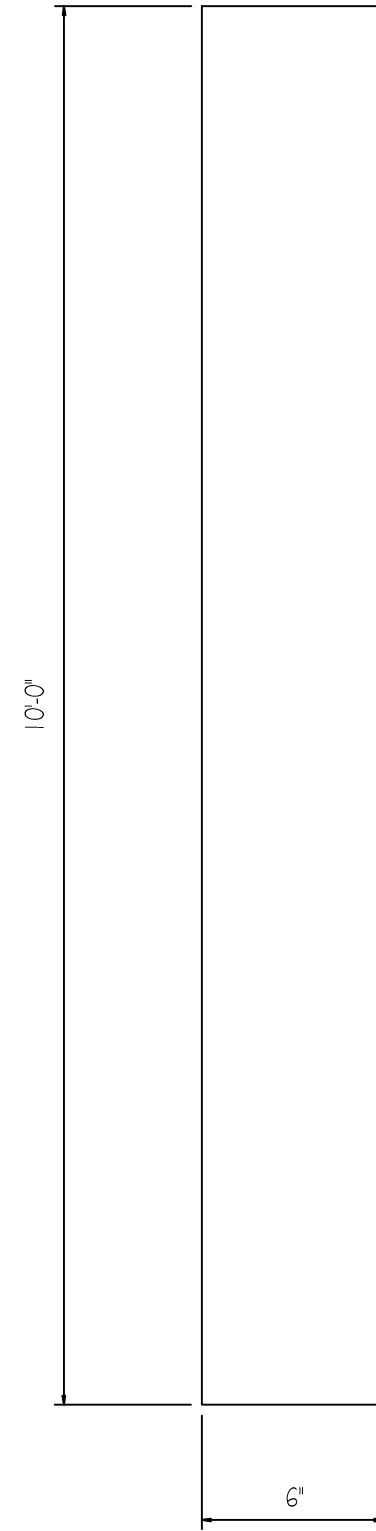
MARK : OF9
QUANTITY : 5
SIZE : 3/8" x 6" x 1'-3 1/4"



MARK : OF10
QUANTITY : 4
SIZE : 1/2" x 6" x 21'-0"



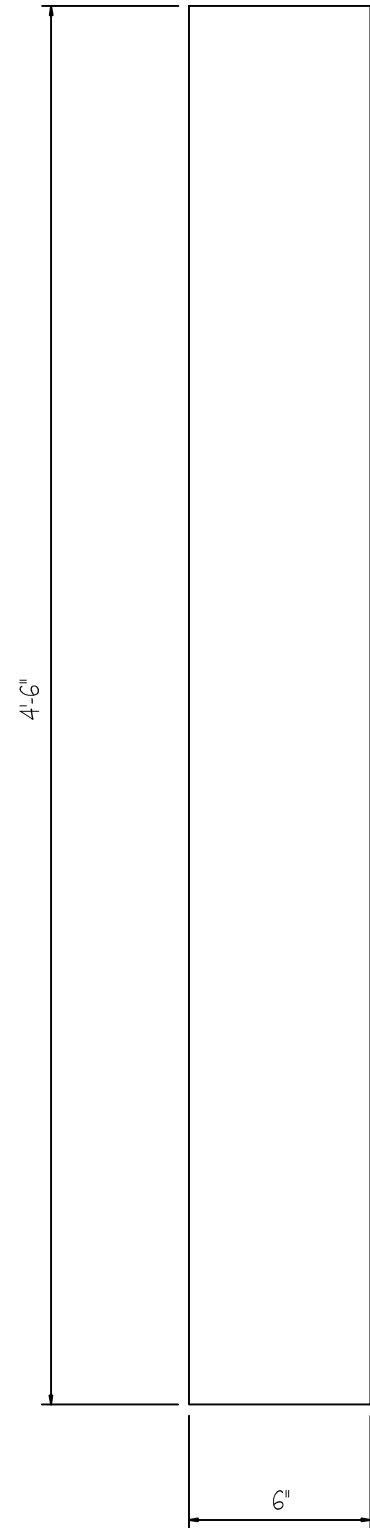
MARK : OF11
QUANTITY : 4
SIZE : 3/8" x 6" x 10'-0"



RIGID FRAME FLANGE PLATES

JOB	CHECKED BY	DATE	DRAWING
4017RG		12/22/22	RF-F6


MARK : OF12
QUANTITY : 4
SIZE : 1/4" x 6" x 4'-6"



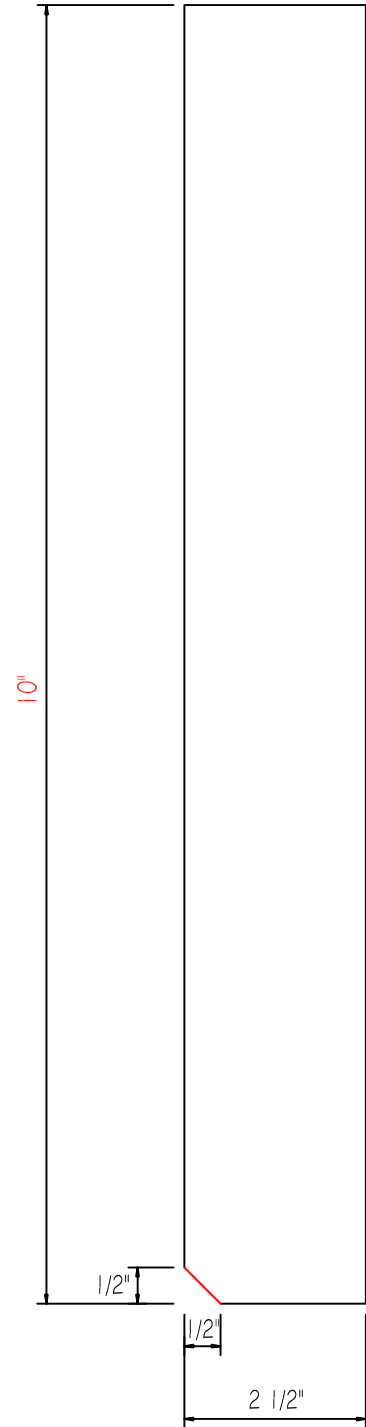
RIGID FRAME FLANGE PLATES

JOB	CHECKED BY	DATE	DRAWING
4017R6		12/22/22	RF-F7

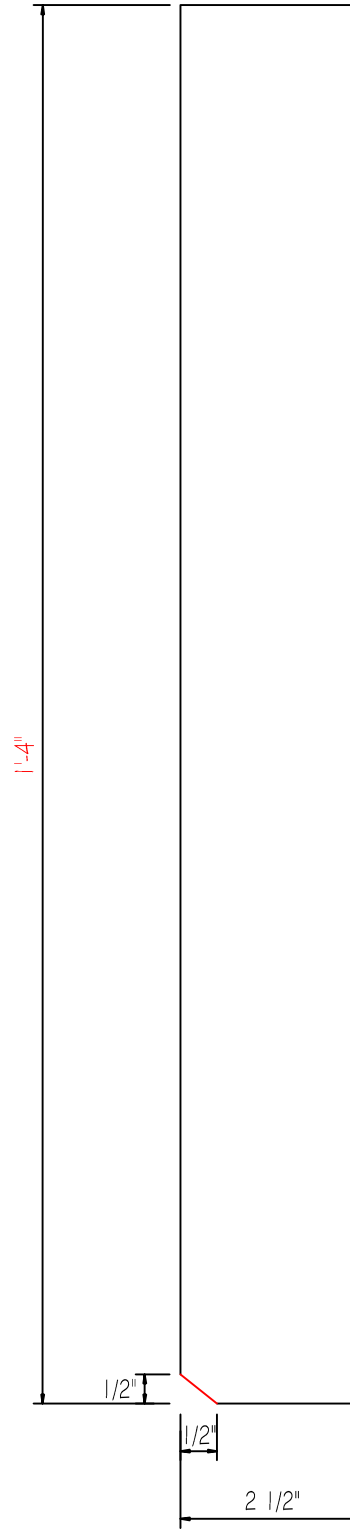
MARK : ST1
QUANTITY : 20
SIZE : 3/16" x 2 1/2" x 1'-2 7/8"



MARK : ST2
QUANTITY : 2
SIZE : 3/16" x 2 1/2" x 10"



MARK : ST3
QUANTITY : 8
SIZE : 3/16" x 2 1/2" x 1'-4"



RIGID FRAME STIFFENER PLATES

JOB	CHECKED BY	DATE	DRAWING
4017R6		12/22/22	RF-51